


D1-1  
DESTINATION (1 LINE)

\* See page 7-3 for arrow design.

A	B	C	D	E	F	G	H	J	K	L
VAR	6	0.375	2	2 D	2 MIN	2	3	2	VAR	0.75
VAR	18	0.75	6	6 D	6 MIN	6	9	6	VAR	2.25
VAR	24	1	8	8 D	8 MIN	8	12	8	VAR	3

COLORS: LEGEND, BORDER – WHITE (RETROREFLECTIVE)  
BACKGROUND – GREEN (RETROREFLECTIVE)




D1-1a

DESTINATION AND DISTANCE (1 LINE)

\* See page 7-3 for arrow design.

A	B	C	D	E	F	G	H	J	K	L	M	N
VAR	6	0.375	2	2 D	2 MIN	3	2	VAR	2 MIN	VAR	2	0.75
VAR	18	0.75	6	6 D	6 MIN	9	6	VAR	6 MIN	VAR	6	2.25
VAR	24	1	8	8 D	8 MIN	12	8	VAR	8 MIN	VAR	8	3

COLORS: LEGEND, BORDER – WHITE (RETROREFLECTIVE)  
BACKGROUND – GREEN (RETROREFLECTIVE)



D1-1bL  
BICYCLE DESTINATION (1 LINE)




D1-1bR

\* See page 7-3 for arrow design.

\*\* See page 8-4 for symbol design.

A	B	C	D	E	F	G	H	J	K	L	M	N
VAR	6	0.375	2	2 D	2 MIN	3	2	5.25	VAR	2	3	0.75

COLORS: LEGEND, BORDER – WHITE (RETROREFLECTIVE)  
BACKGROUND – GREEN (RETROREFLECTIVE)



D1-1cL

BICYCLE DESTINATION AND DISTANCE (1 LINE)



D1-1cR


\* See page 7-3 for arrow design.

\*\* See page 8-4 for symbol design.

A	B	C	D	E	F	G	H
VAR	6	0.375	2	2 D	2 MIN	3	2

J	K	L	M	N	P	Q
5.25	VAR	2	VAR	2	3	0.75

COLORS: LEGEND, BORDER – WHITE (RETROREFLECTIVE)  
BACKGROUND – GREEN (RETROREFLECTIVE)



D1-1d

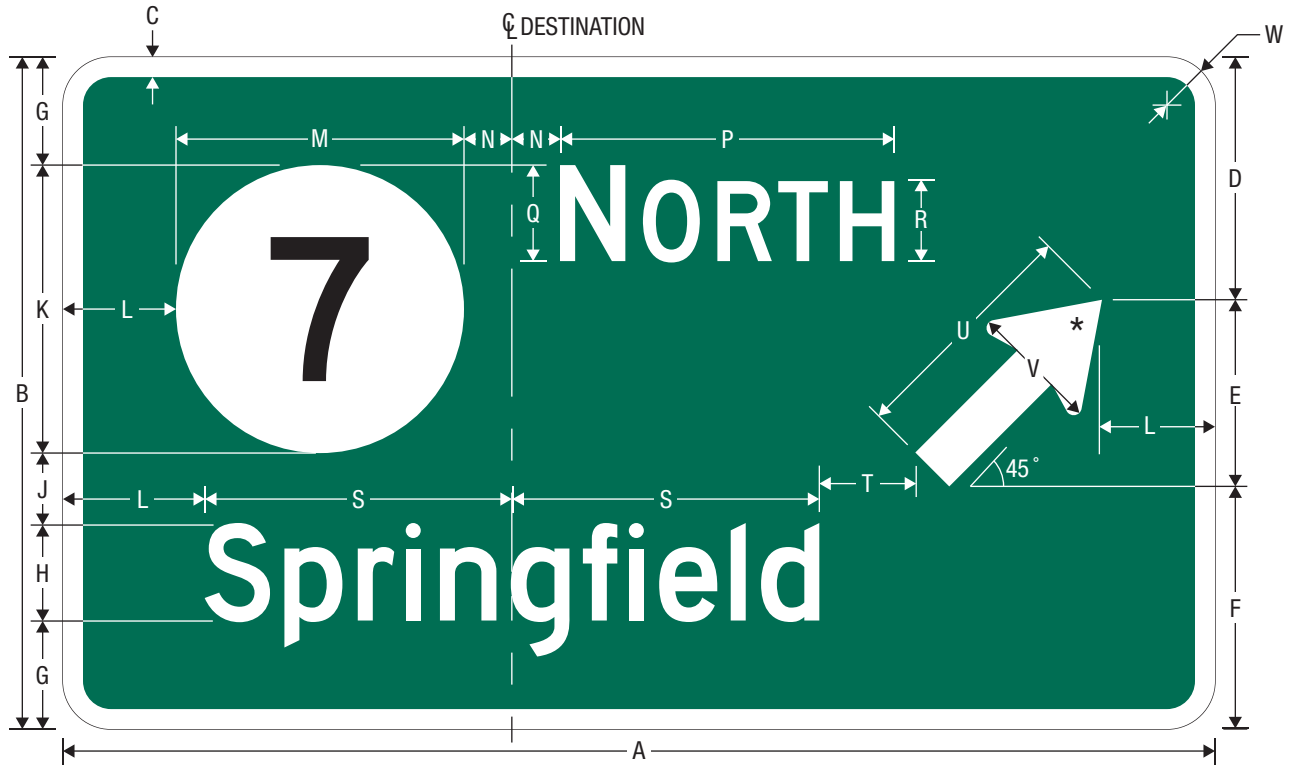
CIRCULAR INTERSECTION DESTINATION (1 LINE)

\* See page 7-3 for arrow design.

A	B	C	D	E	F	G	H
VAR	18	0.75	5.420	7.160	6	6 D	6 MIN

J	K	L	M	N	P	Q
VAR	6 MIN	VAR	6 MIN	9	6	2.25

COLORS: LEGEND, BORDER – WHITE (RETROREFLECTIVE)  
BACKGROUND – GREEN (RETROREFLECTIVE)



D1-1e


CIRCULAR INTERSECTION DEPARTURE GUIDE

\* See page 7-3 for arrow design.

A	B	C	D	E	F	G	H	J	K	L
VAR	42	1.25	15.167	11.667	15.166	6.75	6 D	4.5	18	6 MIN

M	N	P	Q	R	S	T	U	V	W
18 - 22.5	3 MIN	VAR	6 D	5 D	VAR	6	15	8	3

COLORS: LEGEND, BORDER – WHITE (RETROREFLECTIVE)  
BACKGROUND – GREEN (RETROREFLECTIVE)



D1-2

DESTINATION (2 LINES)

- \* Controlling line of legend.
- \*\* Optically space non-controlling line.
- \*\*\* See page 7-3 for arrow design.

A	B	C	D	E	F	G	H
VAR	12	0.375	2.125	2 D	1.688	1.687	2 MIN**
VAR	30	0.75	4.75	6 D	3.875	3.875	6 MIN**
VAR	42	1	6.75	8 D	5.75	5.75	8 MIN**

J	K	L	M	N	P	Q	R
3	2 MIN, 3 MAX	VAR	2	2 MIN*	VAR	2	1.5
9	6 MIN, 9 MAX	VAR	6	6 MIN*	VAR	6	2.25
12	8 MIN, 12 MAX	VAR	8	8 MIN*	VAR	8	3

COLORS: LEGEND, BORDER – WHITE (RETROREFLECTIVE)  
BACKGROUND – GREEN (RETROREFLECTIVE)



D1-2a

DESTINATION AND DISTANCE (2 LINES)

\* Controlling line of legend.

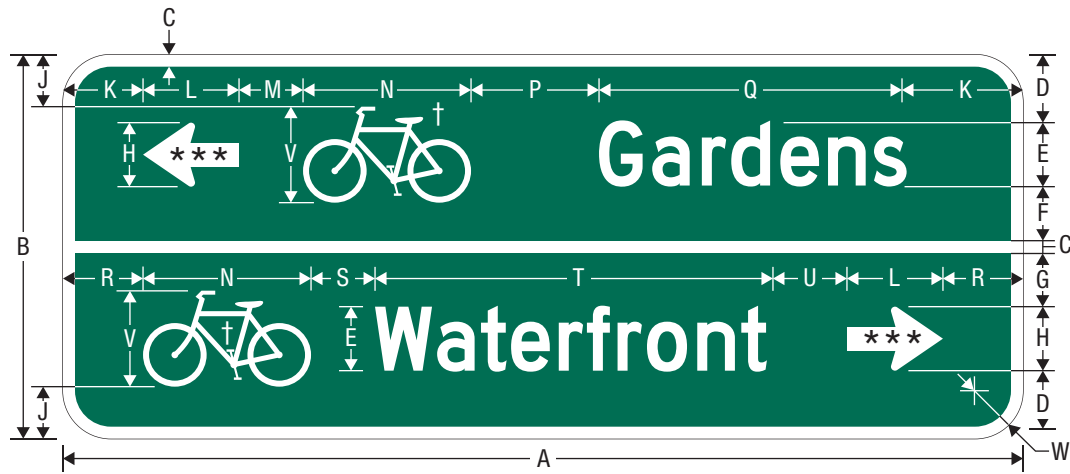
\*\* Optically space non-controlling line.

\*\*\* See page 7-3 for arrow design.

A	B	C	D	E	F	G	H	J	K
VAR	12	0.375	2.125	2 D	1.688	1.687	2	2 MIN	3
VAR	30	0.75	4.75	6 D	3.875	3.875	6	6 MIN	9
VAR	42	1	6.75	8 D	5.75	5.75	8	8 MIN	12

L	M	N	P	Q	R	S	T	U
2	VAR	2 MIN*	VAR	VAR	2 MIN**	VAR	2	1.5
6	VAR	6 MIN*	VAR	VAR	6 MIN**	VAR	2.25	2.25
8	VAR	8 MIN*	VAR	VAR	8 MIN**	VAR	3	3

COLORS: LEGEND, BORDER – WHITE (RETROREFLECTIVE)  
BACKGROUND – GREEN (RETROREFLECTIVE)



D1-2b  
BICYCLE DESTINATION (2 LINES)

- \* Controlling line of legend.
- \*\* Optically space non-controlling line.
- \*\*\* See page 7-3 for arrow design.
- † See page 8-4 for symbol design.

A	B	C	D	E	F	G	H	J	K	L
VAR	12	0.375	2.125	2 D	1.688	1.687	2	1.625	2 MIN**	3

M	N	P	Q	R	S	T	U	V	W
2	5.25	2 MIN, 4 MAX	VAR	2 MIN*	2	VAR	2 MIN	3	1.5

COLORS: LEGEND, BORDER – WHITE (RETROREFLECTIVE)  
BACKGROUND – GREEN (RETROREFLECTIVE)



D1-2c

BICYCLE DESTINATION AND DISTANCE (2 LINES)

- \* Controlling line of legend.
- \*\* Optically space non-controlling line.
- \*\*\* See page 7-3 for arrow design.
- † See page 8-4 for symbol design.

A	B	C	D	E	F	G	H	J	K	L
VAR	12	0.375	2.125	2 D	1.688	1.687	2	1.625	3	2 MIN

M	N	P	Q	R	S	T	U	V	W	X
3	2	5.25	2	VAR	2 MIN*	VAR	VAR	2 MIN**	2	1.5

COLORS: LEGEND, BORDER – WHITE (RETROREFLECTIVE)  
BACKGROUND – GREEN (RETROREFLECTIVE)



D1-2d

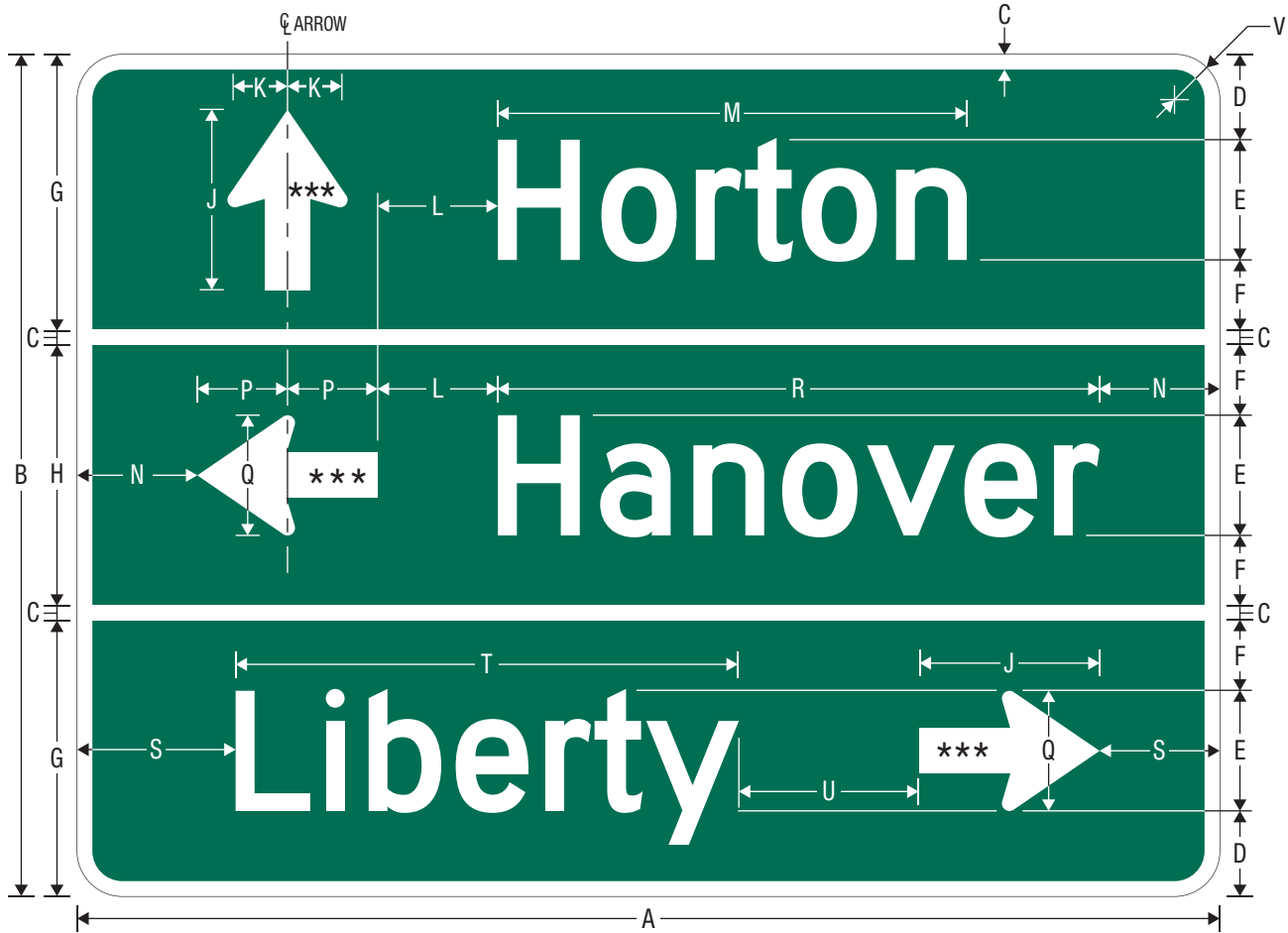
CIRCULAR INTERSECTION DESTINATION (2 LINES)

- \* Controlling line of legend.
- \*\* Optically space non-controlling line.
- \*\*\* See page 7-3 for arrow design.
- † See page 7-4 for arrow design.

A	B	C	D	E	F	G	H	J	K	L
VAR	30	0.75	4.75	6 D	3.875	6	1.625	10.75	2.25	6 MIN**

M	N	P	Q	R	S	T	U	V	W
10.125	6 MIN 9 MAX	VAR	6 MIN*	VAR	6	VAR	6	9	2.25

COLORS: LEGEND, BORDER – WHITE (RETROREFLECTIVE)  
BACKGROUND – GREEN (RETROREFLECTIVE)



D1-3

DESTINATION (3 LINES)

\* Controlling line of legend.

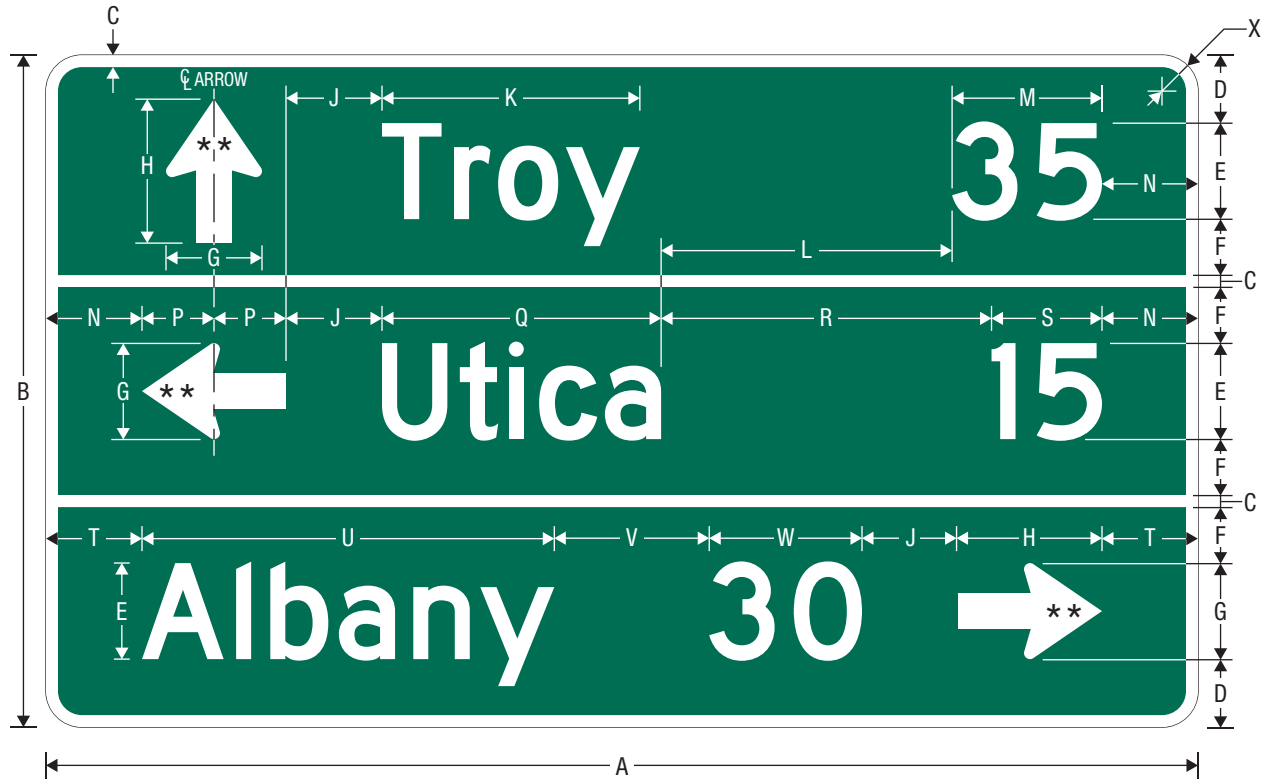
\*\* Optically space non-controlling line.

\*\*\* See page 7-3 for arrow design.

A	B	C	D	E	F	G	H	J	K
VAR	18	0.375	2.125	2 D	1.75	5.875	5.5	3	1
VAR	42	0.75	4.25	6 D	3.5	13.75	13	9	3
VAR	60	1	6.25	8 D	5.375	19.625	18.75	12	4

L	M	N	P	Q	R	S	T	U	V
2	VAR	2 MIN*	1.5	2	VAR	2 MIN**	VAR	2 MIN, 3 MAX	1.5
6	VAR	6 MIN*	4.5	6	VAR	6 MIN**	VAR	6 MIN, 9 MAX	2.25
8	VAR	8 MIN*	6	8	VAR	8 MIN**	VAR	8 MIN, 12 MAX	3

COLORS: LEGEND, BORDER – WHITE (RETROREFLECTIVE)  
BACKGROUND – GREEN (RETROREFLECTIVE)



D1-3a

DESTINATION AND DISTANCE (3 LINES)

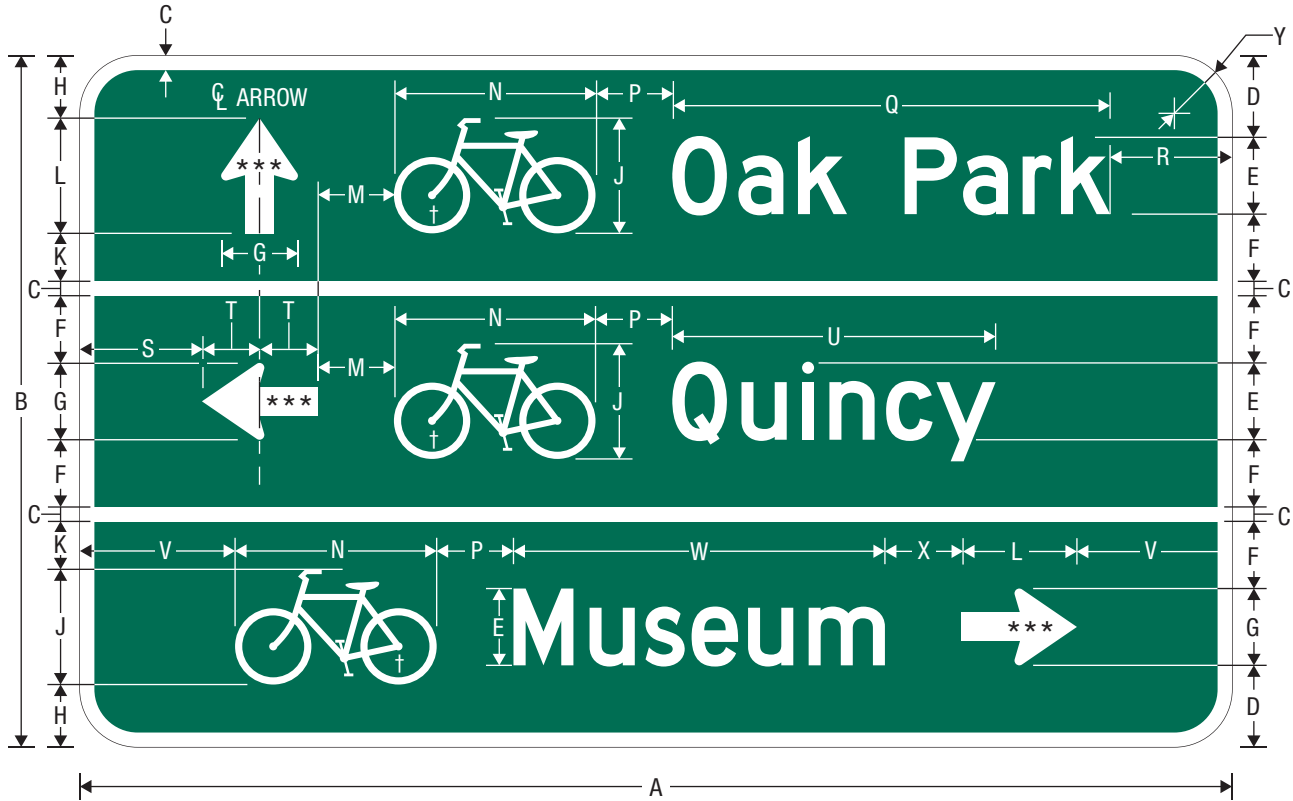
\* Controlling line of legend.

\*\* See page 7-3 for arrow design.

A	B	C	D	E	F	G	H	J	K	L
VAR	18	0.375	2.125	2 D	1.75	2	3	2	VAR	3 MIN
VAR	42	0.75	4.25	6 D	3.5	6	9	6	VAR	9 MIN
VAR	60	1	6.25	8 D	5.375	8	12	8	VAR	12 MIN

M	N	P	Q	R	S	T	U	V	W	X
VAR	2 MIN	1.5	VAR	3 MIN	VAR	2 MIN*	VAR	3 MIN	VAR	1.5
VAR	6 MIN	4.5	VAR	9 MIN	VAR	6 MIN*	VAR	9 MIN	VAR	2.25
VAR	8 MIN	6	VAR	12 MIN	VAR	8 MIN*	VAR	12 MIN	VAR	3

COLORS: LEGEND, BORDER – WHITE (RETROREFLECTIVE)  
BACKGROUND – GREEN (RETROREFLECTIVE)



D1-3b  
BICYCLE DESTINATION (3 LINES)

- \* Controlling line of legend.
- \*\* Optically space non-controlling line.
- \*\*\* See page 7-3 for arrow design.
- † See page 8-4 for symbol design.

A	B	C	D	E	F	G	H	J	K	L	M
VAR	18	0.375	2.125	2 D	1.75	2	1.625	3	1.25	3	2

N	P	Q	R	S	T	U	V	W	X	Y
5.25	2	VAR	2 MIN*	2 MIN	1.5	VAR	2 MIN**	VAR	2 MIN, 4 MAX	1.5

COLORS: LEGEND, BORDER – WHITE (RETROREFLECTIVE)  
BACKGROUND – GREEN (RETROREFLECTIVE)




D1-3c  
BICYCLE DESTINATION AND DISTANCE (3 LINES)

- \* Controlling line of legend.
- \*\* Optically space non-controlling line.
- \*\*\* See page 7-3 for arrow design.
- † See page 8-4 for symbol design.

A	B	C	D	E	F	G	H	J	K	L	M	N	P
VAR	18	0.375	2.125	2 D	1.75	2	1.625	3	1.25	3	2	5.25	2

Q	R	S	T	U	V	W	X	Y	Z	AA	BB	CC
VAR	3 MIN**	VAR	2 MIN**	1.5	VAR	VAR	2 MIN*	VAR	3 MIN	VAR	2 MIN	1.5

COLORS: LEGEND, BORDER – WHITE (RETROREFLECTIVE)  
BACKGROUND – GREEN (RETROREFLECTIVE)



D1-3d

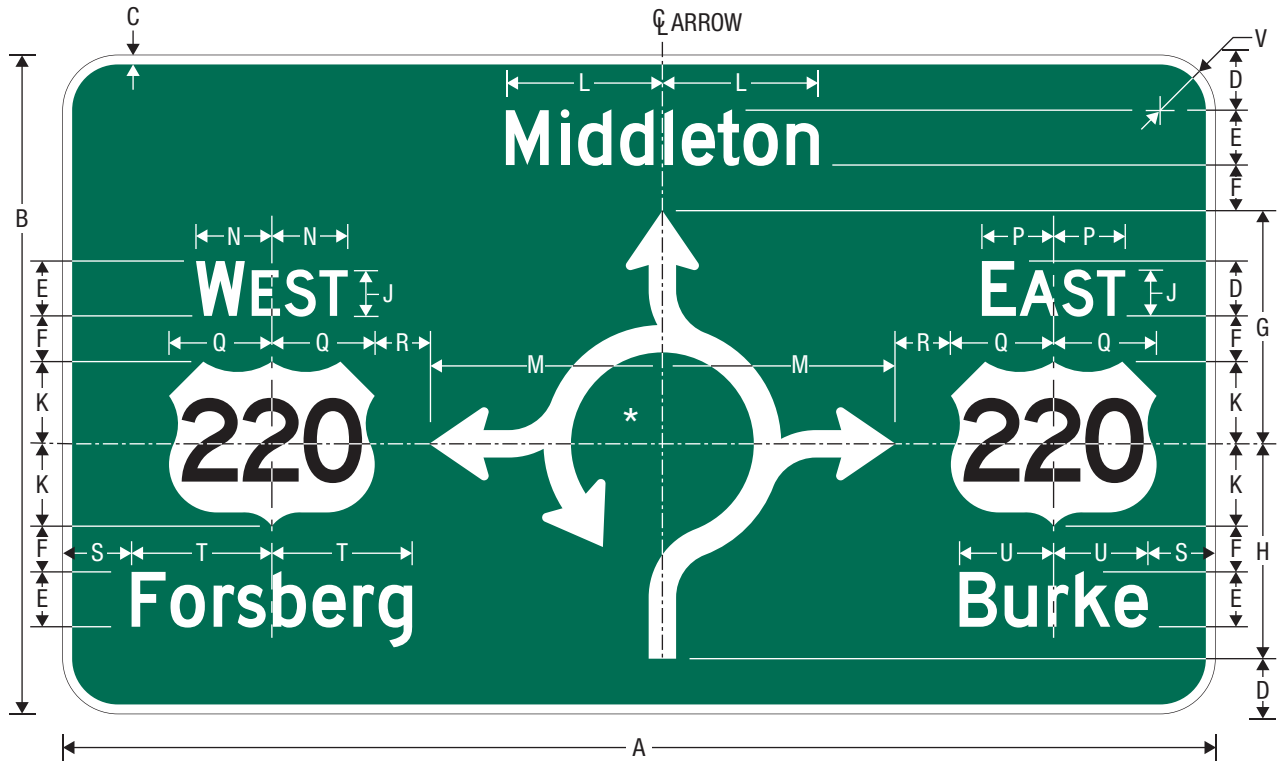
CIRCULAR INTERSECTION DESTINATION (3 LINES)

- \* Controlling line of legend.
- \*\* Optically space non-controlling line.
- \*\*\* See page 7-3 for arrow design.
- † See page 7-4 for arrow design.

A	B	C	D	E	F	G	H	J	K	L
VAR	42	0.75	4.25	6 D	3.5	6	1.125	10.75	2.75	9

M	N	P	Q	R	S	T	U	V	W
6 MIN*	6	VAR	10.125	VAR	6 MIN**	VAR	6 MIN 9 MAX	6 MIN**	2.25

COLORS: LEGEND, BORDER – WHITE (RETROREFLECTIVE)  
BACKGROUND – GREEN (RETROREFLECTIVE)



D1-5

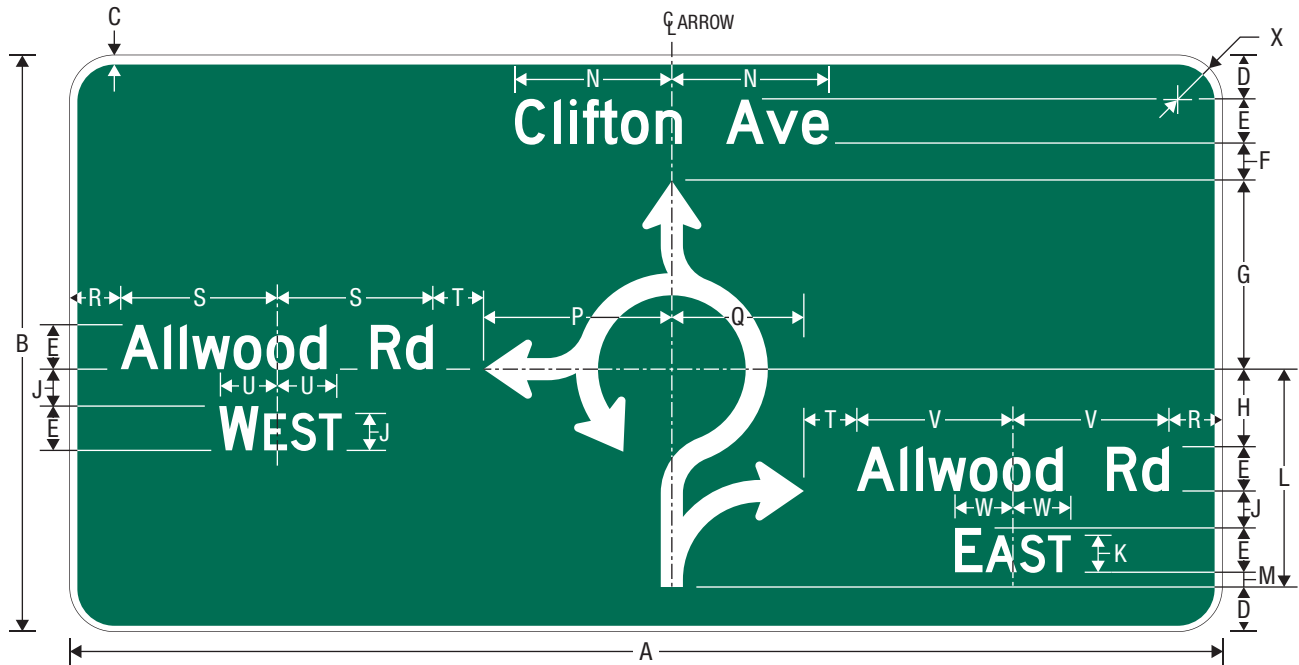
CIRCULAR INTERSECTION DIAGRAMMATIC DESTINATION

\* See page 7-8 for arrow design.

A	B	C	D	E	F	G	H	J	K
VAR	72	1	6	6 D	5	25.5	23.5	5 D	9

L	M	N	P	Q	R	S	T	U	V
VAR	25.5	VAR	VAR	9 - 11.25	6 MIN	6 MIN	VAR	VAR	6

COLORS: LEGEND, BORDER – WHITE (RETROREFLECTIVE)  
BACKGROUND – GREEN (RETROREFLECTIVE)



D1-5a

CIRCULAR INTERSECTION DIAGRAMMATIC DESTINATION, RIGHT-TURN BYPASS

\* See page 7-8 for arrow design.

A	B	C	D	E	F	G	H	J	K	L
VAR	78	1	6	6 D	5	25.5	10.5	5	5 D	29.5
M	N	P	Q	R	S	T	U	V	W	X
2	VAR	25.5	17.875	6 MIN	VAR	6 MIN	VAR	VAR	VAR	6


COLORS: LEGEND, BORDER – WHITE (RETROREFLECTIVE)  
BACKGROUND – GREEN (RETROREFLECTIVE)



D2-1  
DISTANCE (1 LINE)

A	B	C	D	E	F	G	H	J	K
VAR	6	0.375	2	2 D	2	VAR	2 MIN	VAR	0.75
VAR	18	0.75	6	6 D	6	VAR	6 MIN	VAR	2.25
VAR	24	1	8	8 D	8	VAR	8 MIN	VAR	3

COLORS: LEGEND, BORDER – WHITE (RETROREFLECTIVE)  
BACKGROUND – GREEN (RETROREFLECTIVE)



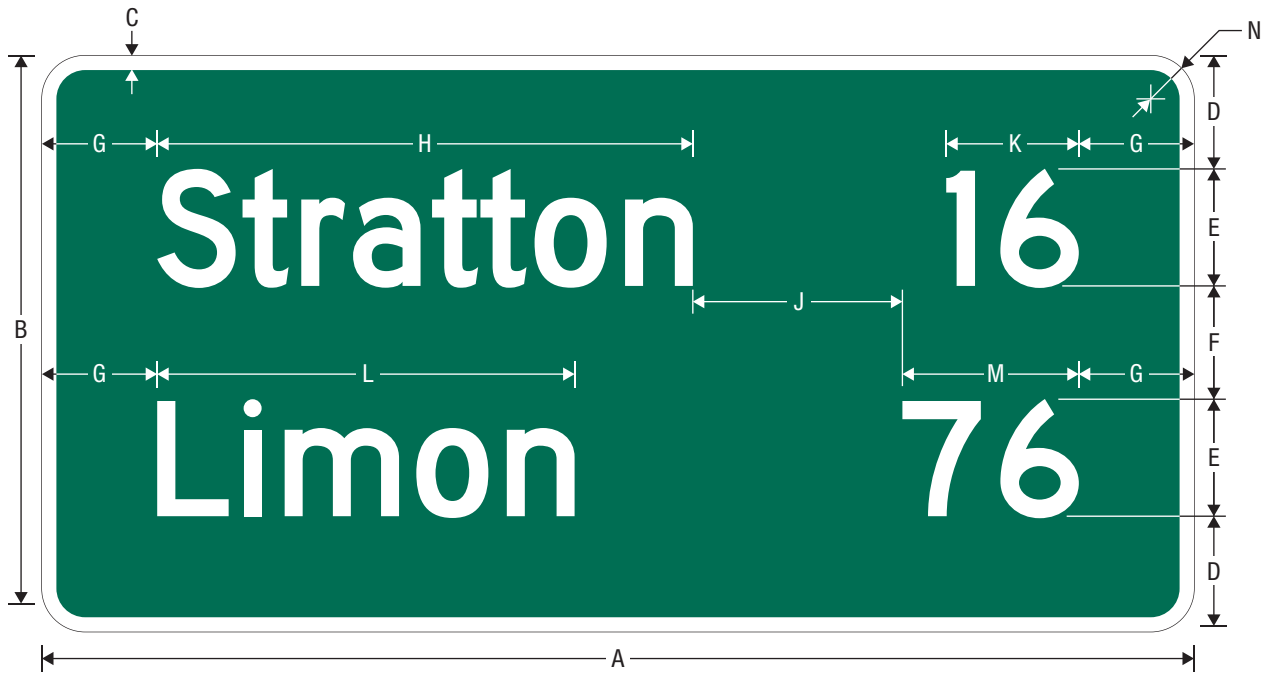
D2-1a

BIKE ROUTE DESTINATION AND DISTANCE (1 LINE)

\* See page 8-4 for symbol design.

A	B	C	D	E	F	G	H	J	K	L	M	N	9
VAR	12	0.5	1.75	5	1.5	2 D	4.375	2 MIN	VAR	VAR	3 MIN	VAR	1.5

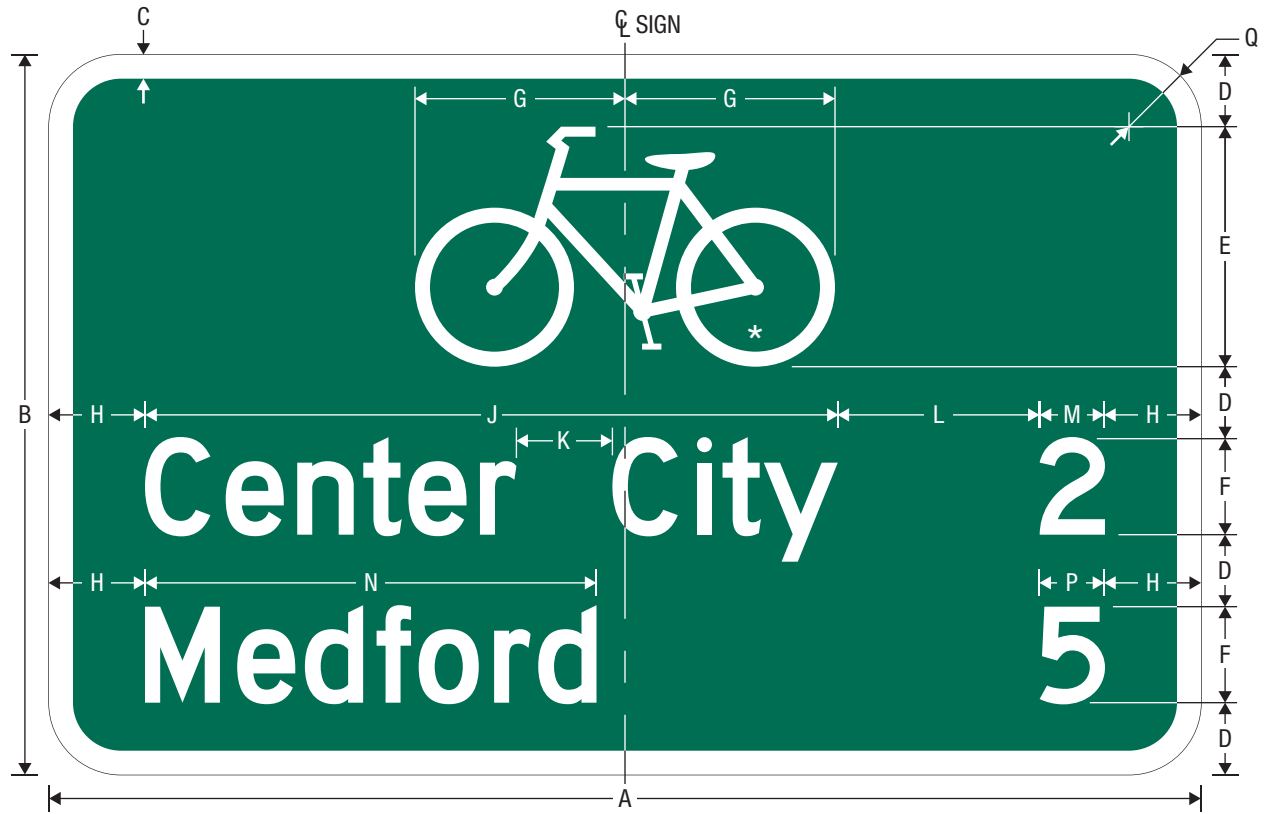
COLORS: LEGEND, BORDER – WHITE (RETROREFLECTIVE)  
BACKGROUND – GREEN (RETROREFLECTIVE)



D2-2  
DISTANCE (2 LINES)

A	B	C	D	E	F	G	H	J	K	L	M	N
VAR	9	0.375	1.875	2 D	1.25	2 MIN	VAR	3 MIN	VAR	VAR	VAR	0.75
VAR	30	0.75	6	6 D	6	6 MIN	VAR	9 MIN	VAR	VAR	VAR	2.25
VAR	36	1	7	8 D	6	8 MIN	VAR	12 MIN	VAR	VAR	VAR	3

COLORS: LEGEND, BORDER – WHITE (RETROREFLECTIVE)  
BACKGROUND – GREEN (RETROREFLECTIVE)



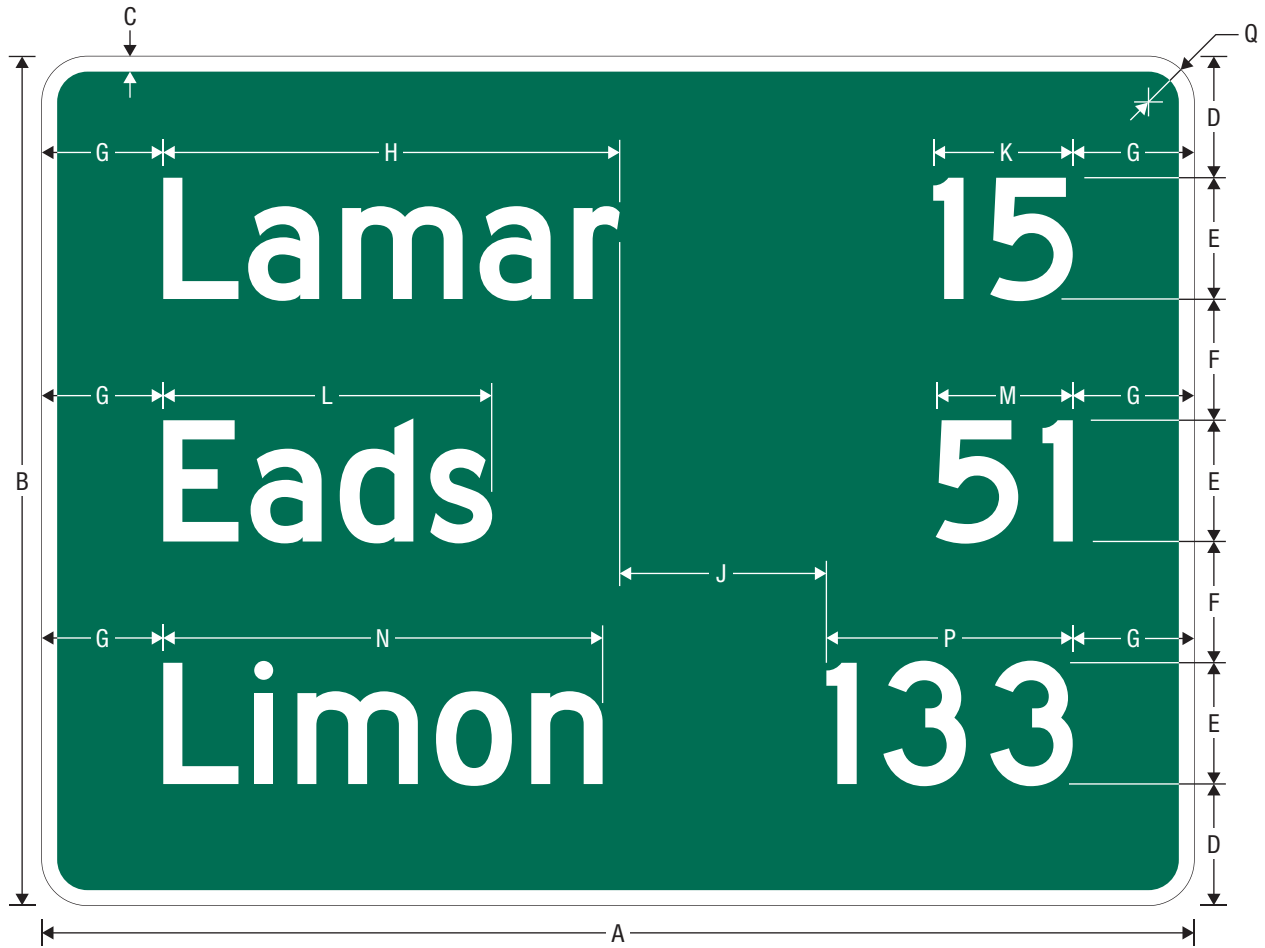
D2-2a

BIKE ROUTE DESTINATION AND DISTANCE (2 LINES)

\* See page 8-4 for symbol design.

A	B	C	D	E	F	G	H	J	K	L	M	N	P	Q
VAR	15	0.5	1.5	5	2 D	4.375	2 MIN	VAR	2	3 MIN	VAR	VAR	VAR	1.5

COLORS: LEGEND, BORDER – WHITE (RETROREFLECTIVE)  
BACKGROUND – GREEN (RETROREFLECTIVE)



D2-3  
DISTANCE (3 LINES)

A	B	C	D	E	F	G	H
VAR	12	0.5	1.75	2 D	1.25	2 MIN	VAR
VAR	42	0.75	6	6 D	6	6 MIN	VAR
VAR	48	1	6	8 D	6	8 MIN	VAR

J	K	L	M	N	P	Q
3 MIN	VAR	VAR	VAR	VAR	VAR	1.5
9 MIN	VAR	VAR	VAR	VAR	VAR	2.25
12 MIN	VAR	VAR	VAR	VAR	VAR	3

COLORS: LEGEND, BORDER – WHITE (RETROREFLECTIVE)  
BACKGROUND – GREEN (RETROREFLECTIVE)



D2-3a


BIKE ROUTE DESTINATION AND DISTANCE (3 LINES)

\* See page 8-4 for symbol design.

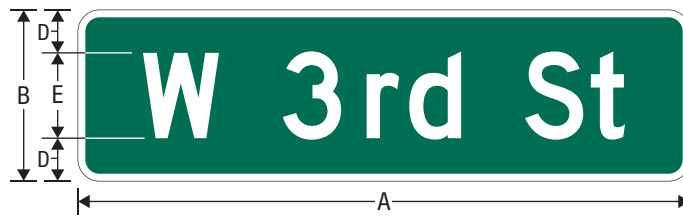
A	B	C	D	E	F	G	H	J
VAR	18	0.5	1	5	1.5	2 D	4.375	2 MIN

K	L	M	N	P	Q	R	S	T
VAR	3 MIN	VAR	VAR	VAR	VAR	2	VAR	1.5

COLORS: LEGEND, BORDER – WHITE (RETROREFLECTIVE)  
BACKGROUND – GREEN (RETROREFLECTIVE)



D3-1  
STREET NAME SIGN (1 LINE)  
OR



D3-1  
STREET NAME SIGN (1 LINE)  
OR



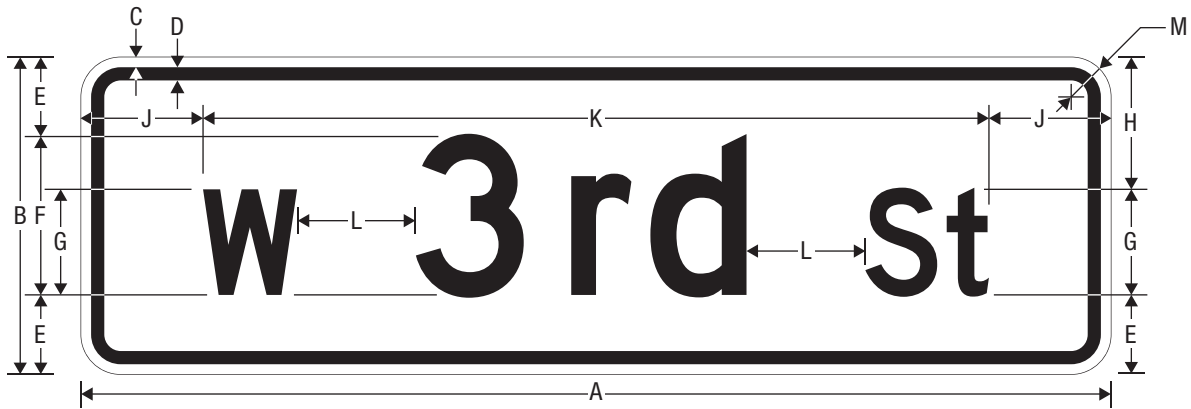
D3-1  
STREET NAME (1 LINE) PRINCIPAL LEGEND WITH DESCENDING STROKES  
OR



D3-1  
STREET NAME (1 LINE) WITHOUT BORDER, PRINCIPAL LEGEND WITH OR WITHOUT DESCENDING STROKES

A	B	C	D	E	F	G	H	J	K	L	M	N	P
VAR	6	0.375	1.5	3 D	2 D	2.5	2.25 MIN	VAR	2.25	1	1.25	1.75	2.25
VAR	8	0.375	2	4 D	3 D	3	3 MIN	VAR	3	1	1.75	2.25	2.75
VAR	12	0.5	3	6 D	4 D	5	4.5 MIN	VAR	4.5	1.5	2.75	3.25	4.75
VAR	18	0.75	5	8 D	5.333 D	7.667	6 MIN	VAR	6	1.875	5	5	7.667
VAR	24	1	6	12 D	8 D	10	9 MIN	VAR	9	2.25	5.5	6.5	9.5

COLORS: LEGEND, BORDER — WHITE (RETROREFLECTIVE)  
 BACKGROUND — GREEN (RETROREFLECTIVE)  
 BACKGROUND (ALTERNATE) — BLUE (RETROREFLECTIVE) OR BROWN (RETROREFLECTIVE)



D3-1  
STREET NAME (1 LINE, ALTERNATE COLOR ARRANGEMENT)  
OR



D3-1  
STREET NAME (1 LINE, ALTERNATE COLOR ARRANGEMENT)  
OR



D3-1  
STREET NAME (1 LINE, ALTERNATIVE COLOR ARRANGEMENT)  
PRINCIPAL LEGEND WITH DESCENDING STROKES

A	B	C	D	E	F	G	H	J	K	L	M	N	P	Q
VAR	6	0.25	0.375	1.5	3 D	2 D	2.5	2.25 MIN	VAR	2.25	1	1	2	2
VAR	8	0.25	0.375	2	4 D	3 D	3	3 MIN	VAR	3	1	1.5	2.5	2.5
VAR	12	0.375	0.5	3	6 D	4 D	5	4.5 MIN	VAR	4.5	1.5	2.5	3.5	4.5
VAR	18	0.5	0.75	5	8 D	5.333 D	7.667	6 MIN	VAR	6	1.875	4.5	5.5	7.167
VAR	24	0.625	0.875	6	12 D	8 D	10	9 MIN	VAR	9	2.25	5	7	9


COLORS: LEGEND, BORDER – BLACK  
BACKGROUND – WHITE (RETROREFLECTIVE)



D3-1  
STREET NAME (2 LINES)

A	B	C	D	E	F	G	H	J	K	L	M	N	P	Q
VAR	12	0.375	2	3 C	2	8	2 C	2.25 MIN	VAR	1.5	1.5	VAR	2.25	1
VAR	15	0.375	2.25	4 C	2.5	9.75	3 C	3 MIN	VAR	2	2	VAR	3	1
VAR	24	0.5	4	6 C	4	16	4 C	4.5 MIN	VAR	3	3	VAR	4.5	1.5
VAR	33	0.75	5.5	8 C	6	22.177	5.333 C	6 MIN	VAR	4	4	VAR	6	1.875
VAR	48	1	8	12 C	8	32	8 C	9 MIN	VAR	6	6	VAR	9	2.25

COLORS: LEGEND, BORDER — WHITE (RETROREFLECTIVE)  
BACKGROUND — GREEN (RETROREFLECTIVE)



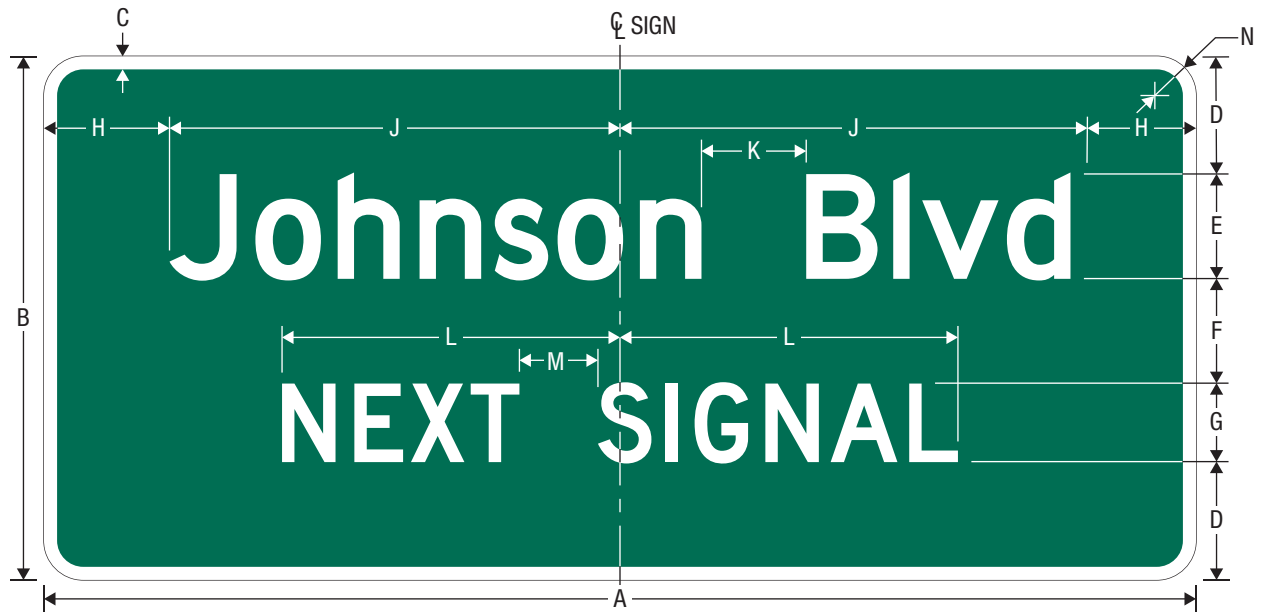
D3-1a

STREET NAME WITH ROUTE SIGN

\* See page 4-1, 4-3, 4-4, 4-5, 4-6, or 4-7 for Route (M1-1, M1-2, M1-3, M1-4, M1-5, M1-6, or M1-7) sign design. Scale dimensions proportionally.

A	B	C	D	E	F	G	H	J	K	L	M	N	P	Q
VAR	8	0.375	2	4 D	3 D	0.75	6.5*	2	VAR*	3 MIN	VAR	3	VAR	1
VAR	12	0.5	3	6 D	4 D	1	10*	3	VAR*	4.5 MIN	VAR	4.5	VAR	1.5
VAR	18	0.75	5	8 D	5.333 D	1.5	15*	4	VAR*	6 MIN	VAR	6	VAR	1.875
VAR	24	1	6	12 D	8 D	2	20*	6	VAR*	9 MIN	VAR	9	VAR	2.25

COLORS: LEGEND, BORDER — WHITE (RETROREFLECTIVE)  
BACKGROUND — GREEN (RETROREFLECTIVE)  
BACKGROUND (ALTERNATE) — BLUE (RETROREFLECTIVE) OR BROWN (RETROREFLECTIVE) OR WHITE (RETROREFLECTIVE)  
ROUTE SHIELD — SEE M1-1 THROUGH M1-7 SIGN DETAILS  
LEGEND, BORDER (WITH WHITE ALTERNATE BACKGROUND) - BLACK



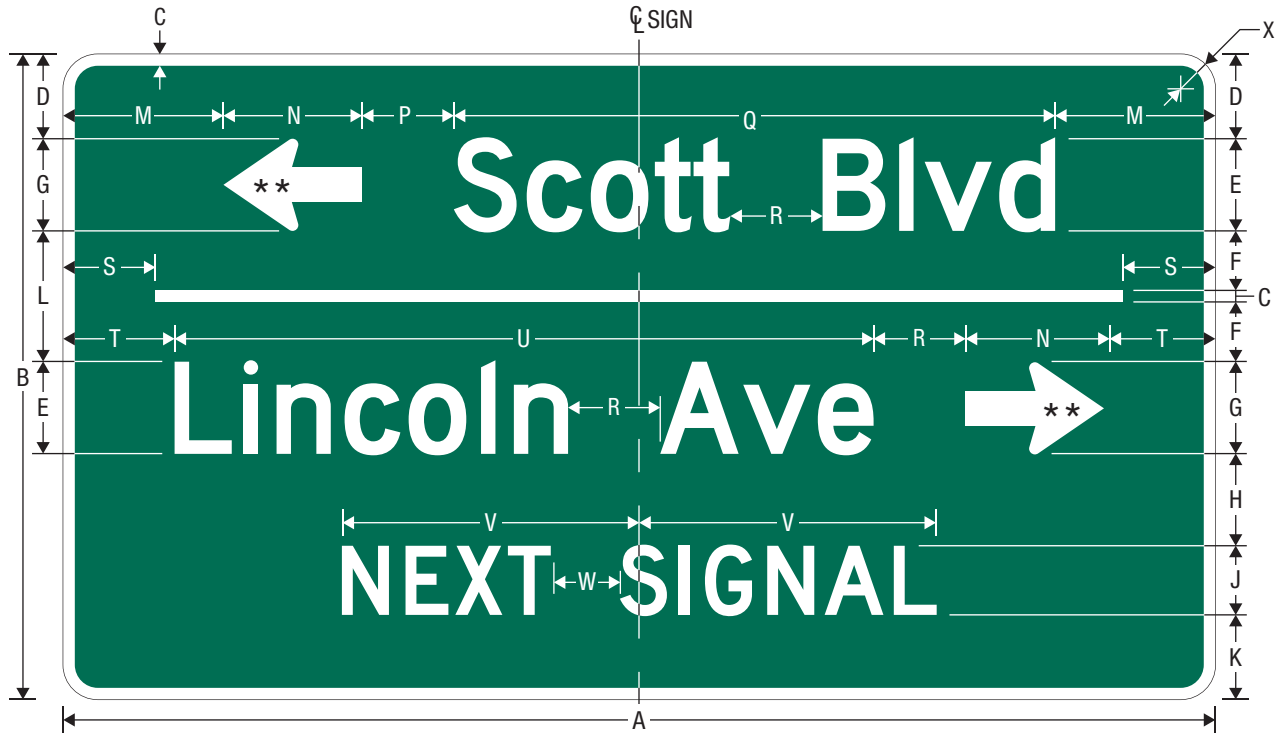
D3-2

ADVANCE STREET NAME (2 LINES)

A	B	C	D	E	F	G	H	J	K	L	M	N
VAR	30	0.75	6.75	6 D	6	4.5 D	6 MIN	VAR	6	VAR	4.5	2.25
VAR	36	1	7.75	8 D	6.5	6 D	8 MIN	VAR	8	VAR	6	3

COLORS: LEGEND, BORDER – WHITE (RETROREFLECTIVE)  
BACKGROUND – GREEN (RETROREFLECTIVE)

4-91-1



D3-2

ADVANCE STREET NAME (3 LINES)

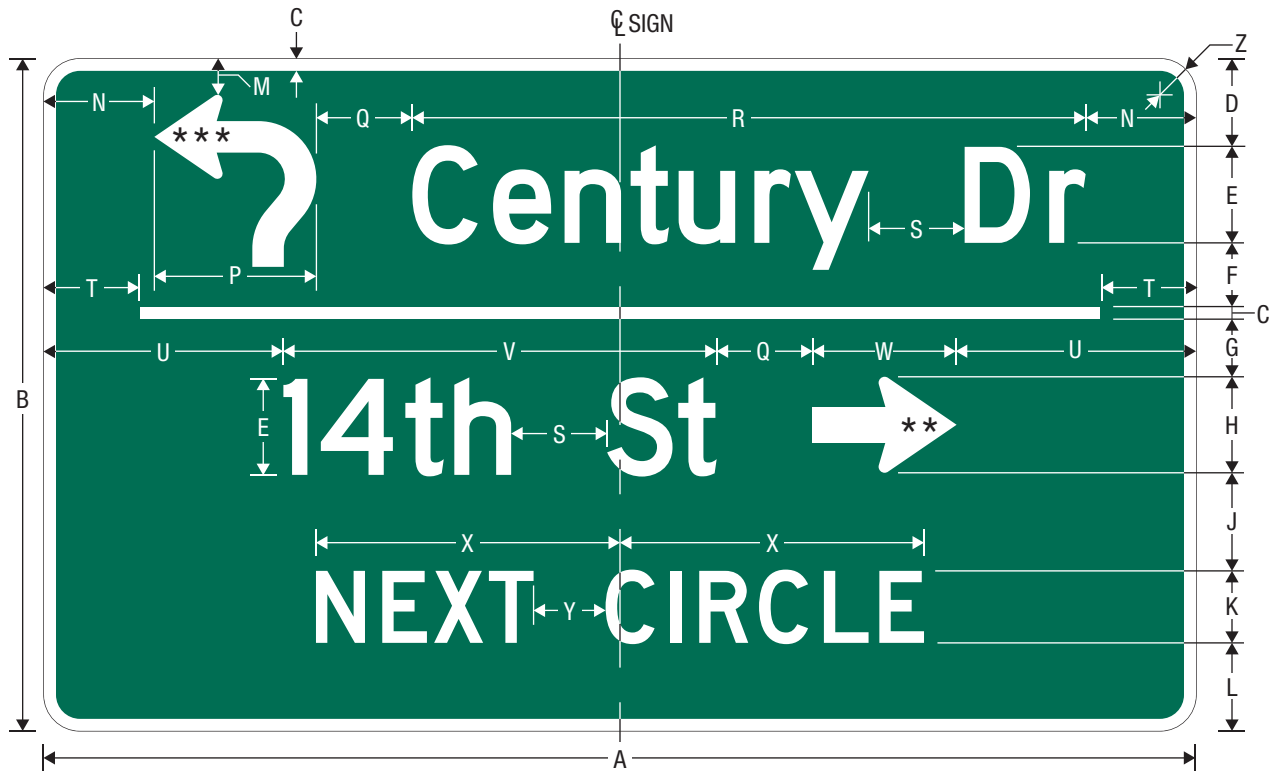
\* Controlling line of legend.

\*\* See page 7-3 for arrow design.

A	B	C	D	E	F	G	H	J	K	L
VAR	42	0.75	5.5	6 D	3.875	6	6	4.5 D	5.5	8.5
VAR	48	1	6.25	8 D	4.25	8	5	6 D	5.25	9.5

M	N	P	Q	R	S	T	U	V	W	X
6 MIN	9	6 MIN, 9 MAX	VAR	6	6	6 MIN*	VAR	VAR	4.5	2.25
8 MIN	12	8 MIN, 12 MAX	VAR	8	8	8 MIN*	VAR	VAR	6	3

COLORS: LEGEND, BORDER – WHITE (RETROREFLECTIVE)  
BACKGROUND – GREEN (RETROREFLECTIVE)



D3-2

ADVANCE STREET NAME (3 LINES)

- \* Controlling line of legend.
- \*\* See page 7-3 for arrow design.
- \*\*\* See page 7-4 for arrow design.

A	B	C	D	E	F	G	H	J	K	L	M
VAR	42	0.75	5.5	6 D	4	3.75	6	6	4.5 D	5.5	2.25
VAR	54	1	9.25	8 D	7.25	4.25	8	5	6 D	5.25	5.25

N	P	Q	R	S	T	U	V	W	X	Y	Z
6 MIN*	10.125	6 MIN, 9 MAX	VAR	6	6	6 MIN	VAR	9	VAR	4.5	2.25
8 MIN*	15.188	8 MIN, 12 MAX	VAR	8	8	8 MIN	VAR	12	VAR	6	3

COLORS: LEGEND, BORDER – WHITE (RETROREFLECTIVE)  
BACKGROUND – GREEN (RETROREFLECTIVE)



D3-2

ADVANCE STREET NAME (4 LINES)

\* Controlling line of legend.

A	B	C	D	E	F	G	H	J
VAR	54	0.75	5.625	6 D	5	4.5 D	5.5	6 MIN*
VAR	66	1	7	8 D	6	6 D	5.5	8 MIN*

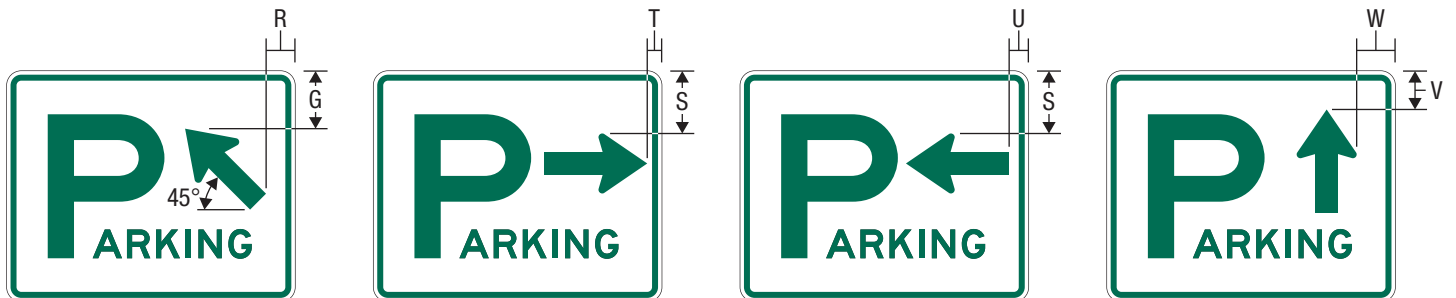
K	L	M	N	P	Q	R	S
VAR	6	VAR	4.5	6	VAR	VAR	3
VAR	8	VAR	6	8	VAR	VAR	3

COLORS: LEGEND, BORDER – WHITE (RETROREFLECTIVE)  
BACKGROUND – GREEN (RETROREFLECTIVE)



D4-1

PARKING AREA DIRECTIONAL

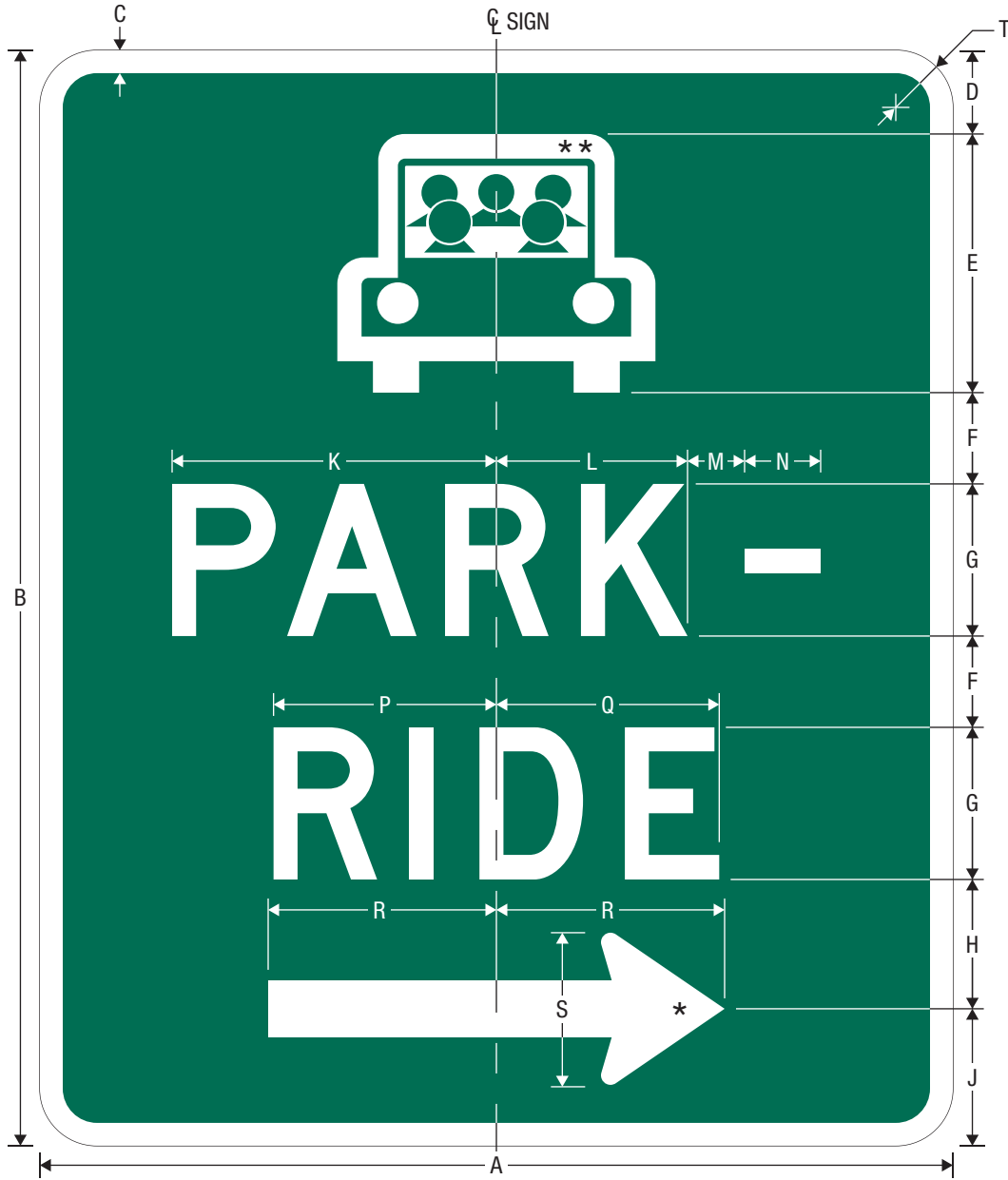


\* See page 7-3 for arrow design.

A	B	C	D	E	F	G	H	J	K	L
18	15	0.375	0.375	2.5	10 E	4	2	4	6	2 E
30	24	0.375	0.625	4.5	15 E	6	3.5	6.25	10.75	3 E

M	N	P	Q	R	S	T	U	V	W	X
2.25	8.105	11.046	2	1.75	4	1	1.125	2.75	2	1.5
4.25	12.158	16.568	4.5	3	6.5	1.5	2	4	4	1.5

COLORS: LEGEND, BORDER – GREEN (RETROREFLECTIVE)  
BACKGROUND – WHITE (RETROREFLECTIVE)




D4-2  
PARK - RIDE

- \* See page 7-3 for arrow design.
- \*\* See page 8-56 for symbol design.
- \*\*\* Increase Spacing 25%.

A	B	C	D	E	F	G	H	J
24	30	0.5	2.5	7	2.5	4 D***	3.5	4
30	36	0.75	2.75	8.5	3	5 D***	4.25	4.5
36	48	0.75	4	11	4.5	6 D***	6	6

K	L	M	N	P	Q	R	S	T
8.525	5.025	1.5	2	5.859	5.858	6	4	1.5
10.657	6.281	1.875	2.5	7.323	7.323	7.5	5	1.875
12.913	7.412	2.5	3	8.788	8.788	9	6	2.25

COLORS: LEGEND, BORDER – WHITE (RETROREFLECTIVE)  
BACKGROUND – GREEN (RETROREFLECTIVE)



D4-3R

BICYCLE PARKING AREA DIRECTIONAL



D4-3L

\* See page 7-3 for arrow design.

\*\* See page 8-4 for symbol design.

A	B	C	D	E	F	G	H	J
18	12	0.375	4.387	1.875	3 B	1	4.25	5.577

K	L	M	N	P	Q	R	S
1.861	7.506	3.779	3.726	3	4	1.5	0.5

COLORS: LEGEND, BORDER – GREEN (RETROREFLECTIVE)  
BACKGROUND – WHITE (RETROREFLECTIVE)



D4-4R

BICYCLE SHARING STATION DIRECTIONAL



D4-4L

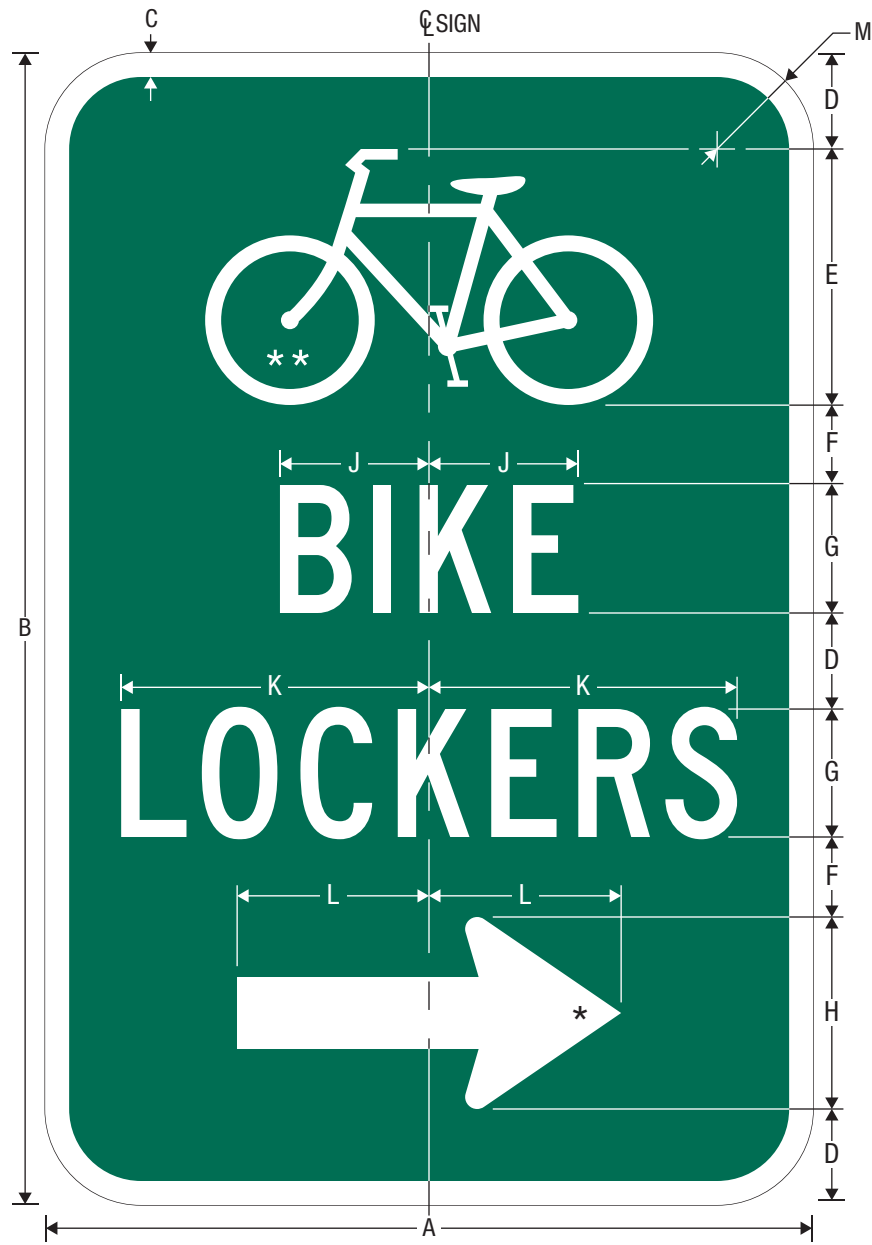
\* See page 7-3 for arrow design.

\*\* See page 8-4 for symbol design.

A	B	C	D	E	F	G	H	J
12	18	0.375	1.5	4	1.25	2 B	2 C	3

K	L	M	N	P	Q	R	S
3.842	0.875	0.453	5.170	4.262	4.261	3	1.5

COLORS: LEGEND, BORDER – WHITE (RETROREFLECTIVE)  
BACKGROUND – GREEN (RETROREFLECTIVE)



D4-4aR

BICYCLE LOCKERS DIRECTIONAL



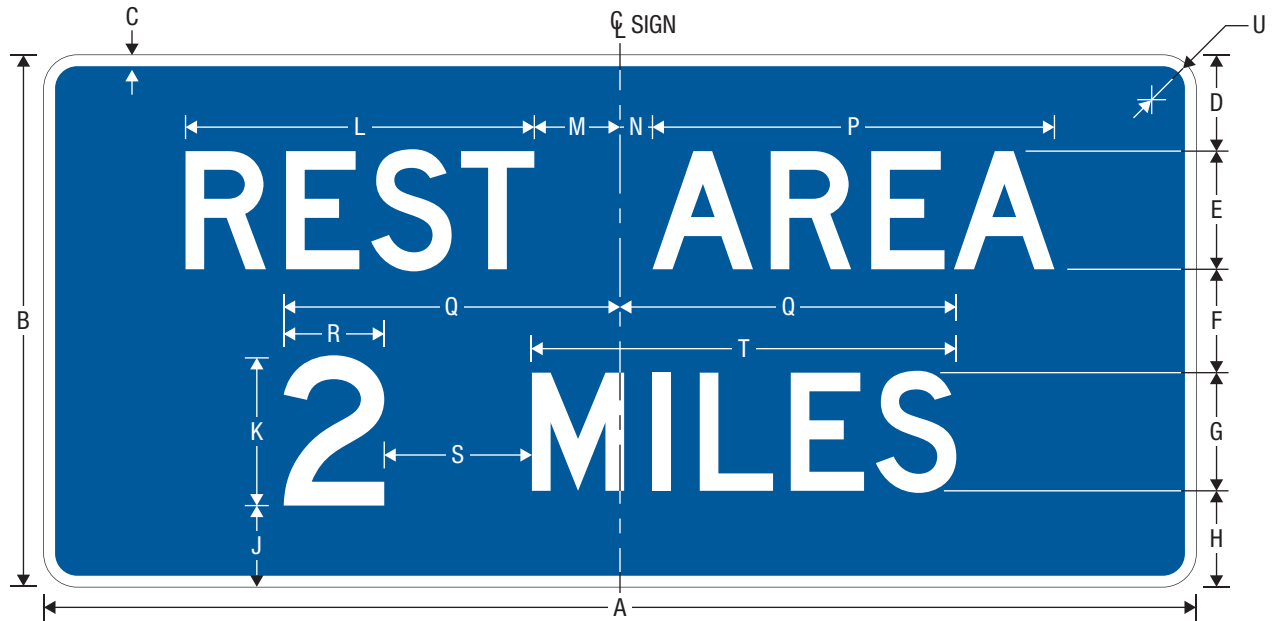
D4-4aL

\* See page 7-3 for arrow design.

\*\* See page 8-4 for symbol design.

A	B	C	D	E	F	G	H	J	K	L	M
12	18	0.375	1.5	4	1.25	2 C	3	2.331	4.812	3	1.5

COLORS: LEGEND, BORDER — GREEN (RETROREFLECTIVE)  
BACKGROUND — WHITE (RETROREFLECTIVE)

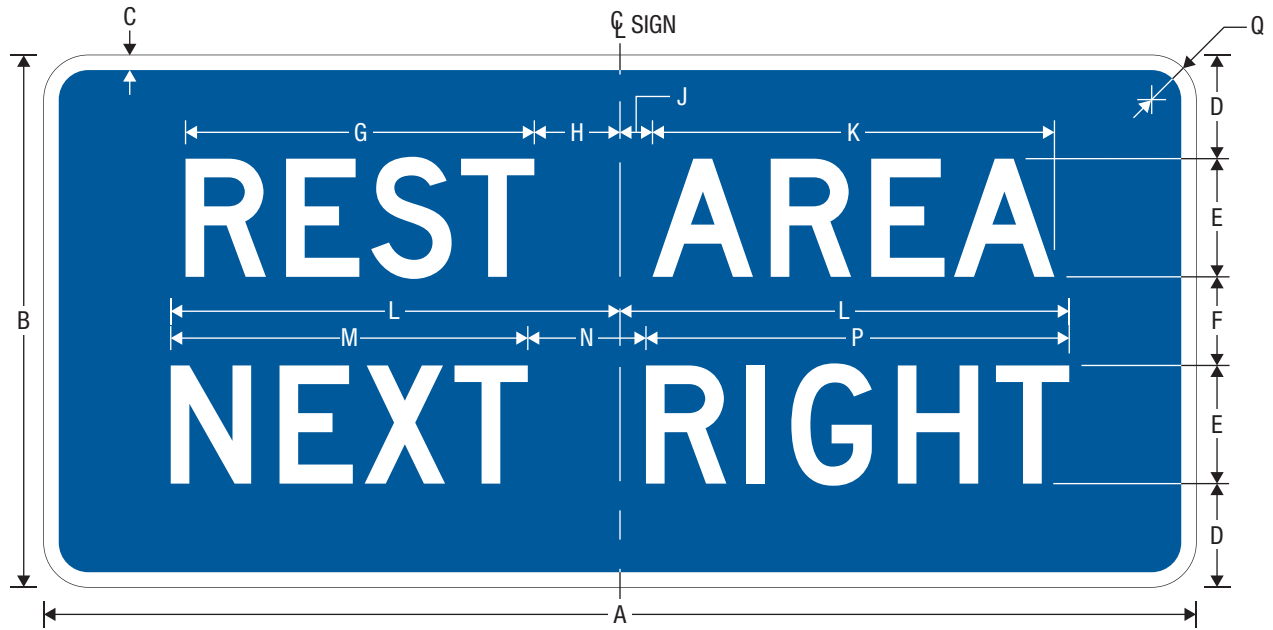


D5-1  
REST AREA ADVANCE

A	B	C	D	E	F	G	H	J	K
78	36	0.75	6.5	8 D	7	8 D	6.5	5.5	10 D
114	48	1.5	10.25	10 E	9.5	8 E	10.25	8.25	12 E
132	60	2	12.5	12 E	12.5	10 E	13	10.5	15 E

L	M	N	P	Q	R	S	T	U
23.616	5.800	2.200	27.216	VAR	VAR	10	VAR	2.25
35.710	7.555	2.445	40.820	VAR	VAR	12	VAR	6
42.852	9.066	2.934	48.984	VAR	VAR	15	VAR	9

COLORS: LEGEND, BORDER — WHITE (RETROREFLECTIVE)  
BACKGROUND — BLUE (RETROREFLECTIVE)



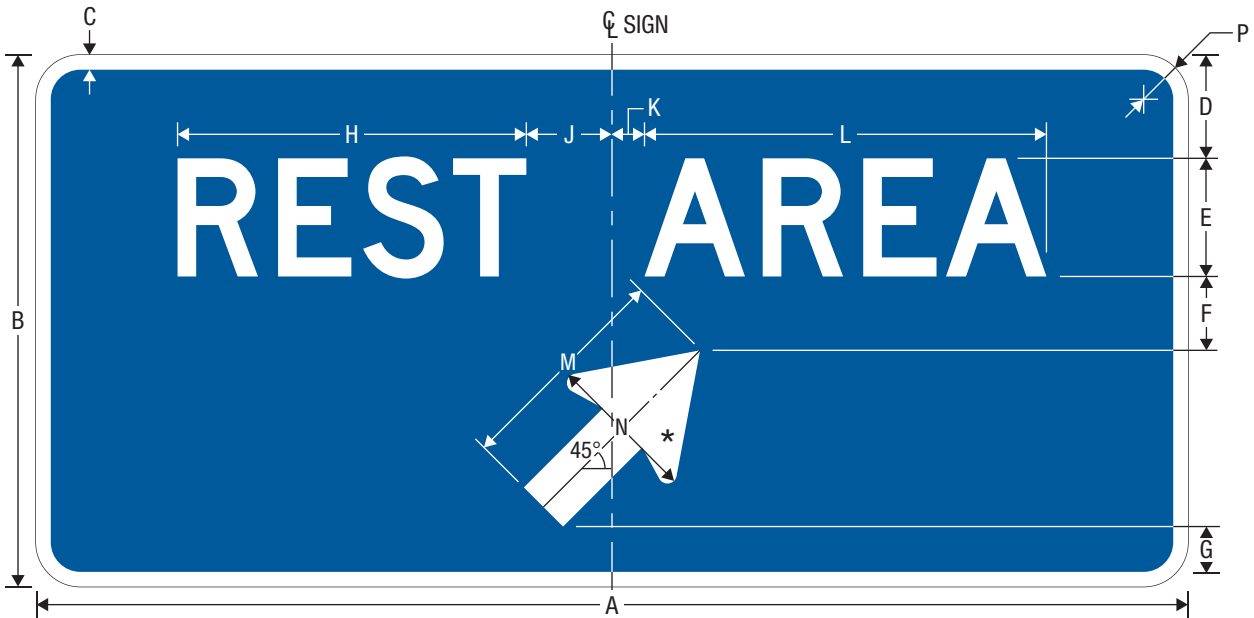
D5-1a

REST AREA ADVANCE DIRECTION

A	B	C	D	E	F	G	H
78	36	0.75	7	8 D	6	23.616	5.800
114	48	1.5	10	10 E	8	35.710	7.555
132	60	2	12.5	12 E	11	42.852	9.066

J	K	L	M	N	P	Q
2.200	27.216	VAR	24.176	8	VAR	2.25
2.445	40.820	VAR	36.910	10	VAR	6
2.934	48.984	VAR	44.292	12	VAR	9

COLORS: LEGEND, BORDER – WHITE (RETROREFLECTIVE)  
BACKGROUND – BLUE (RETROREFLECTIVE)



D5-2  
REST AREA ENTRANCE DIRECTION

\* See page 7-1 for Type A arrow design and page 7-3 for Type D arrow design.

A	B	C	D	E	F	G	H	J	K	L	M	N	P	Arrow
78	36	1	7	8 D	5	4.068	23.616	5.800	2.200	27.216	15	10	3	Type D
114	60	1.5	10	10 E	9	7.976	35.710	7.566	2.456	40.820	29.25	18.25	6	Type A
132	66	1.5	12	12 E	10	8.974	42.852	9.066	2.934	48.984	29.25	18.25	9	Type A

COLORS: LEGEND, BORDER — WHITE (RETROREFLECTIVE)  
BACKGROUND — BLUE (RETROREFLECTIVE)



D5-2a  
REST AREA GORE

\* See page 7-1 for Type A arrow design and page 7-3 for Type D arrow design.

A	B	C	D	E	F	G	H	J	K	L	M	N	Arrow
42	48	1	6	8 D	6	4.5	15.5	11.808	13.608	18	10	3	Type D
66	66	1.5	9	10 E	7.5	7.5	22	17.855	20.410	24.25	15.125	9	Type A
78	78	1.5	10	12 E	9	9	26	21.426	24.492	29.25	18.25	9	Type A

COLORS: LEGEND, BORDER – WHITE (RETROREFLECTIVE)  
BACKGROUND – BLUE (RETROREFLECTIVE)

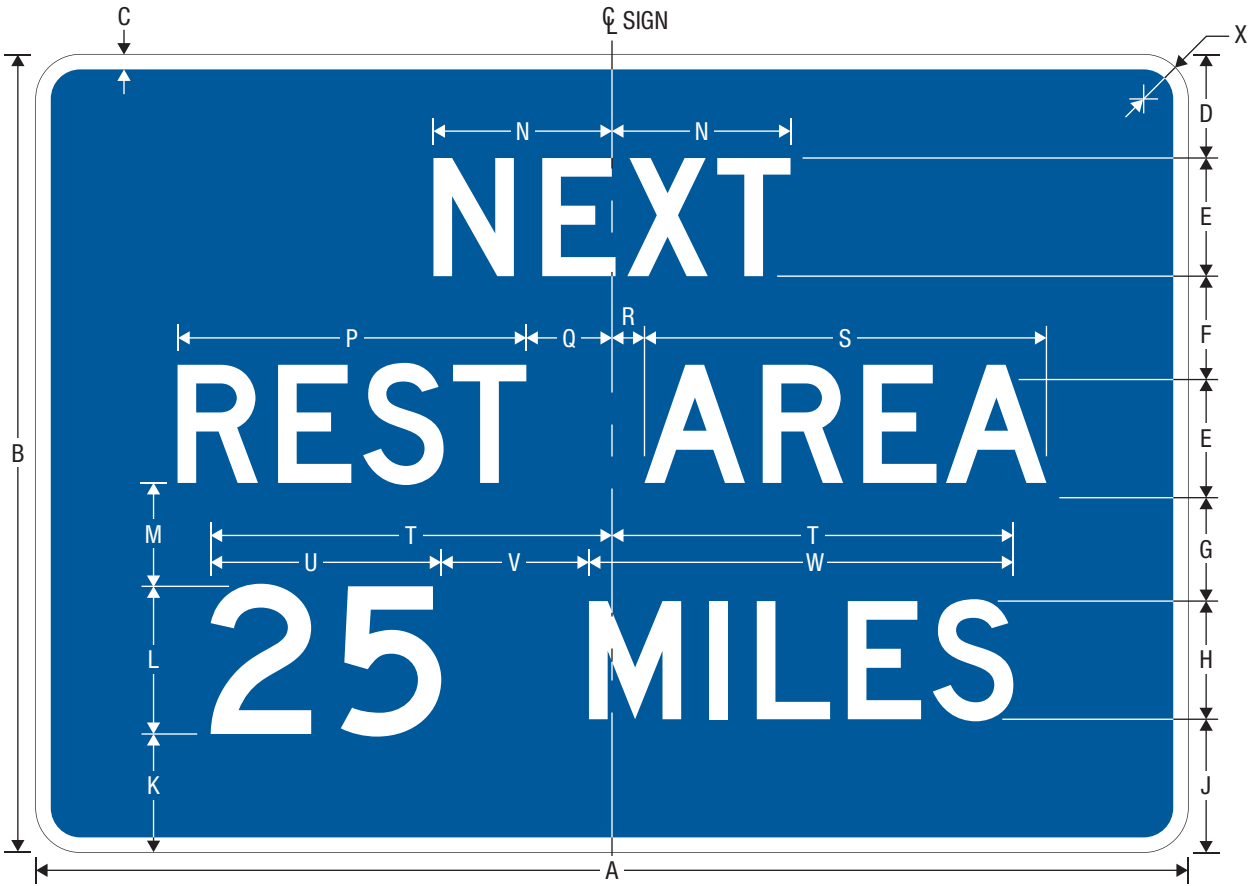


D5-5  
REST AREA DIRECTIONAL

\* See page 7-3 for arrow design.

A	B	C	D	E	F	G	H	J	K	L	M	N
42	48	1	6	8 D	6	5.5	10	4.5	11.808	13.608	14	3

COLORS: LEGEND, BORDER – WHITE (RETROREFLECTIVE)  
BACKGROUND – BLUE (RETROREFLECTIVE)



D5-6  
NEXT REST AREA

A	B	C	D	E	F	G	H	J	K	L
78	54	1	7	8 D	6	8	8 D	9	8	10 D
108	66	1.5	10.5	10 E	7.5	9.5	8 E	10.5	8.5	12 E
132	78	2	11.75	12 E	9	11	10 E	12.25	9.75	15 E

M	N	P	Q	R	S	T	U	V	W	X
7	12.088	23.616	5.800	2.200	27.216	VAR	VAR	10	28.734	3
7.5	18.455	35.710	7.555	2.445	40.820	VAR	VAR	12	34.088	6
8.5	22.146	42.852	9.066	2.934	48.984	VAR	VAR	15	42.610	9

COLORS: LEGEND, BORDER – WHITE (RETROREFLECTIVE)  
BACKGROUND – BLUE (RETROREFLECTIVE)



D5-7

REST AREA TOURIST INFO CENTER ADVANCE

A	B	C	D	E	F	G	H	J	K	L	M	N	P
90	72	1	7	8 D	6	6	7	8 D	7	6	10 D	23.616	5.800
132	96	1.5	10.375	10 E	8.875	8	10	8 E	10.375	8.375	12 E	35.710	7.555
156	108	1.5	10	12 E	8.5	9	12	10 E	12.5	10	15 E	42.852	9.066

Q	R	S	T	U	V	W	X	Y	Z	AA	BB	CC
2.200	27.216	35.779	5.527	8	22.252	19.052	19.052	VAR	VAR	10	VAR	3
2.445	40.820	51.665	9.255	10	32.410	28.258	28.257	VAR	VAR	12	VAR	9
2.934	48.984	61.998	11.106	12	38.892	33.909	33.909	VAR	VAR	15	VAR	9

COLORS: LEGEND, BORDER – WHITE (RETROREFLECTIVE)  
BACKGROUND – BLUE (RETROREFLECTIVE)

4-103-1



D5-7

REST AREA WELCOME CENTER ADVANCE

A	B	C	D	E	F	G	H	J	K	L	M	N
90	72	1	7	8 D	6	6	7	8 E	7	6	10 D	23.616
132	96	1.5	10.375	10 E	8.875	8	10	8 E	10.375	8.375	12 E	35.710
156	108	1.5	10	12 E	8.5	9	12	10 E	12.5	10	15 E	42.852

P	Q	R	S	T	U	V	W	X	Y	Z	AA
5.800	2.200	27.216	24.132	24.132	19.052	19.052	VAR	VAR	10	VAR	3
7.555	2.445	40.820	35.512	32.511	28.258	28.257	VAR	VAR	12	VAR	9
9.066	2.934	48.984	42.614	42.613	33.909	33.909	VAR	VAR	15	VAR	9

COLORS: LEGEND, BORDER – WHITE (RETROREFLECTIVE)  
BACKGROUND – BLUE (RETROREFLECTIVE)

4-103-2



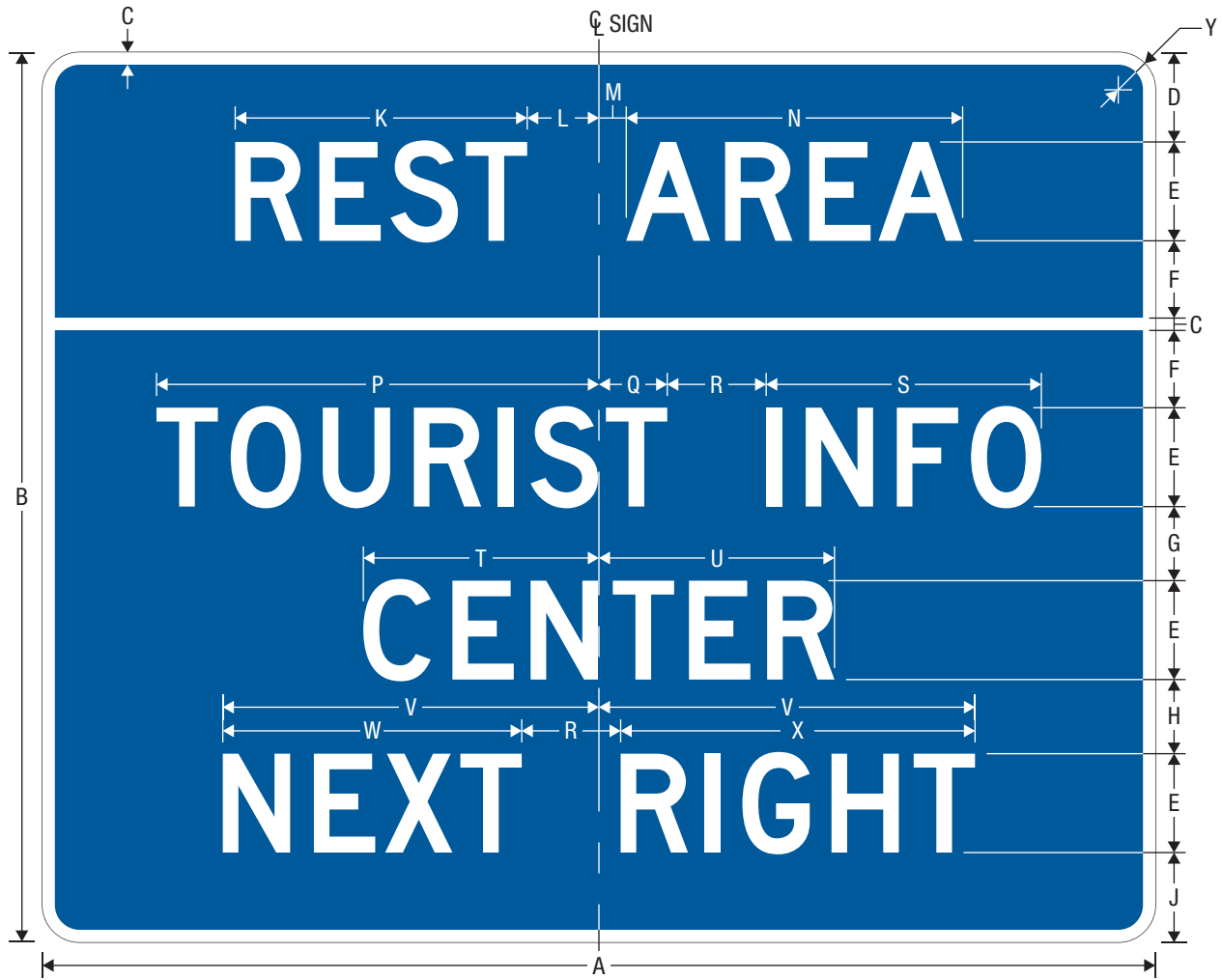
D5-7

REST AREA STATE NAME WELCOME CENTER ADVANCE

A	B	C	D	E	F	G	H	J	K	L	M	N	P	Q
114	72	1	7	8 D	6	6	7	8 D	7	6	10 D	6	23.616	5.808
156	96	1.5	10.375	10 E	8.875	8	10	8 E	10.375	8.375	12 E	8	35.710	7.555
186	108	1.5	10	12 E	8.5	9	12	10 E	12.5	10	15 E	9.5	42.852	9.066

R	S	T	U	V	W	X	Y	Z	AA	BB	CC	DD	EE
2.192	27.216	VAR	VAR	8	VAR	47.184	1.080	38.104	VAR	VAR	10	VAR	3
2.445	40.820	VAR	VAR	10	VAR	68.769	2.254	56.515	VAR	VAR	12	VAR	9
2.934	48.984	VAR	VAR	12	VAR	82.523	2.704	67.818	VAR	VAR	15	VAR	9

COLORS: LEGEND, BORDER – WHITE (RETROREFLECTIVE)  
BACKGROUND – BLUE (RETROREFLECTIVE)



D5-7a

REST AREA TOURIST INFO CENTER ADVANCE DIRECTION

A	B	C	D	E	F	G	H	J	K	L	M
90	72	1	7.25	8 D	6.25	6	6	7.25	23.616	5.800	2.200
132	96	1.5	10.375	10 E	8.875	8	8	10.375	35.710	7.555	2.445
156	108	1.5	10	12 E	8.5	9	11	11.5	42.852	9.066	2.934

N	P	Q	R	S	T	U	V	W	X	Y
27.216	35.779	5.527	8	22.252	19.052	19.052	VAR	VAR	VAR	3
40.820	51.665	9.255	10	32.410	28.258	28.257	VAR	VAR	VAR	6
48.984	61.998	11.106	12	38.892	33.909	33.909	VAR	VAR	VAR	9

COLORS: LEGEND, BORDER — WHITE (RETROREFLECTIVE)  
BACKGROUND — BLUE (RETROREFLECTIVE)



D5-7a

REST AREA WELCOME CENTER ADVANCE DIRECTION

A	B	C	D	E	F	G	H	J	K	L
90	72	1	7.25	8 D	6.25	6	6	7.25	23.616	5.800
132	96	1.5	10.375	10 E	8.875	8	8	10.375	35.710	7.555
156	108	1.5	10	12 E	8.5	9	11	11.5	42.852	9.066

M	N	P	Q	R	S	T	U	V	W	X
2.200	27.216	24.132	24.132	19.052	19.052	VAR	VAR	8	VAR	3
2.445	40.820	35.512	35.511	28.258	28.257	VAR	VAR	10	VAR	6
2.934	48.984	42.614	42.613	33.909	33.909	VAR	VAR	12	VAR	9

COLORS: LEGEND, BORDER – WHITE (RETROREFLECTIVE)  
BACKGROUND – BLUE (RETROREFLECTIVE)

4-104-2



D5-7a

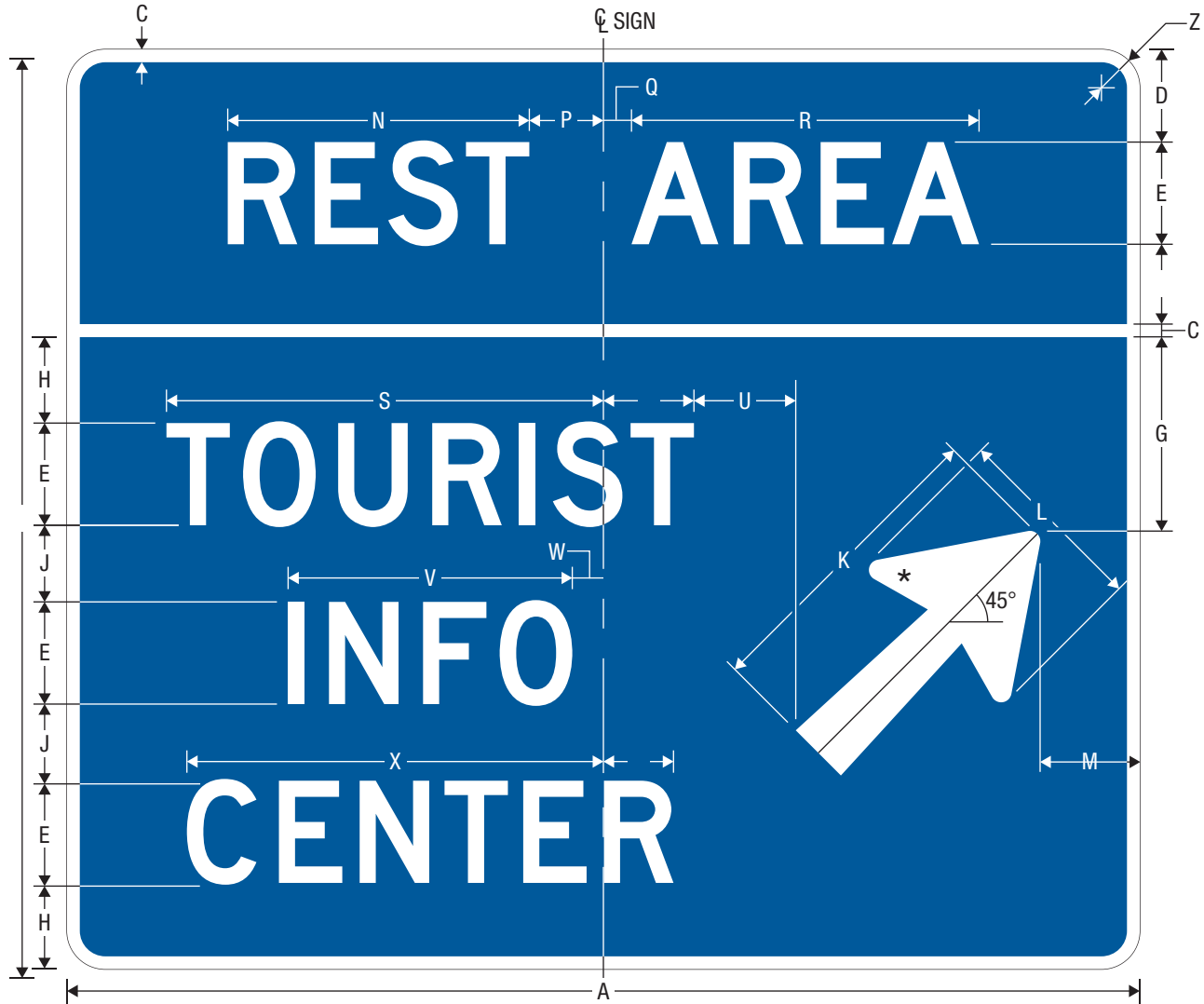
REST AREA STATE NAME WELCOME CENTER ADVANCE DIRECTION

A	B	C	D	E	F	G	H	J	K	L	M
114	72	1	7.25	8 D	6.25	6	6	7.25	23.616	5.800	2.200
156	96	1.5	10.375	10 E	8.875	8	8	10.375	35.710	7.555	2.445
186	108	1.5	10	12 E	8.5	9	11	11.5	42.852	9.066	2.934

N	P	Q	R	S	T	U	V	W	X	Y	Z
27.216	VAR	VAR	8	VAR	47.184	1.080	38.104	VAR	VAR	VAR	3
40.820	VAR	VAR	10	VAR	68.769	2.254	56.515	VAR	VAR	VAR	6
48.984	VAR	VAR	12	VAR	82.523	2.704	67.818	VAR	VAR	VAR	9

COLORS: LEGEND, BORDER — WHITE (RETROREFLECTIVE)  
BACKGROUND — BLUE (RETROREFLECTIVE)

4-104-3



D5-8

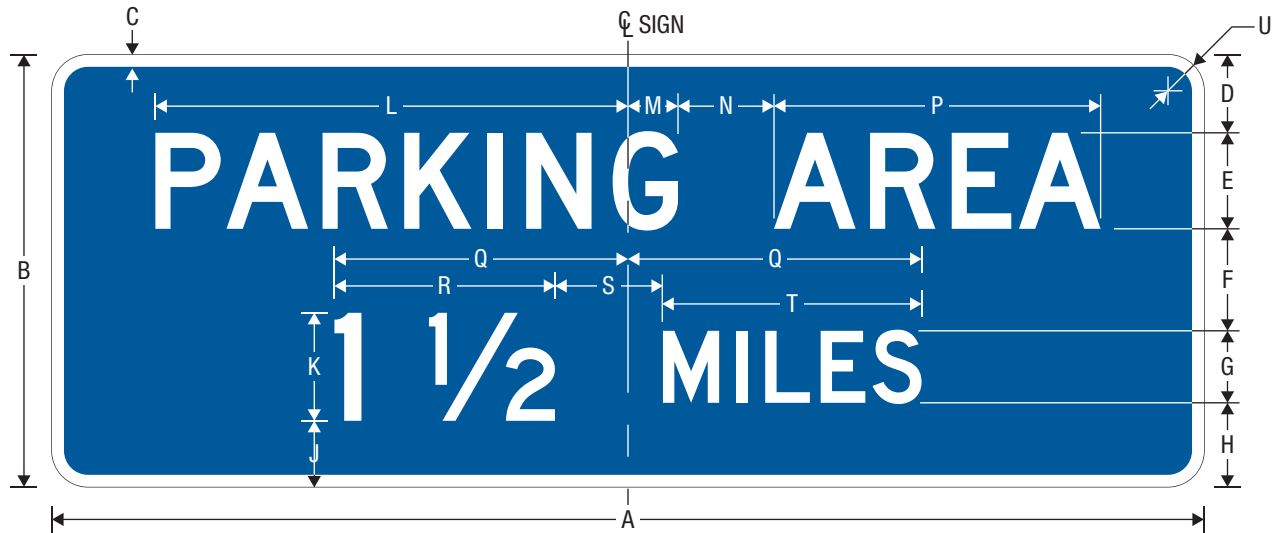
REST AREA TOURIST INFO CENTER ENTRANCE DIRECTION

\* See page 7-1 for arrow design.

A	B	C	D	E	F	G	H	J	K	L	M
84	72	1	7.25	8 D	6.25	15.188	6.75	6	24.25	15.125	7.784
120	96	1.5	10.375	10 E	8.875	21.125	9.625	8	35.625	22.25	10.539
138	108	1.5	10	12 E	8.5	25.5	11	9	35.625	22.25	12.447

N	P	Q	R	S	T	U	V	W	X	Y	Z
23.616	5.800	2.200	27.216	34.215	7.091	8	22.252	2.436	32.614	5.490	3
35.710	7.555	2.445	40.820	49.461	11.459	10	32.410	2.796	47.259	9.256	6
42.852	9.066	2.934	48.984	56.553	16.551	12	38.892	0.555	53.910	13.908	9

COLORS: LEGEND, BORDER – WHITE (RETROREFLECTIVE)  
BACKGROUND – BLUE (RETROREFLECTIVE)

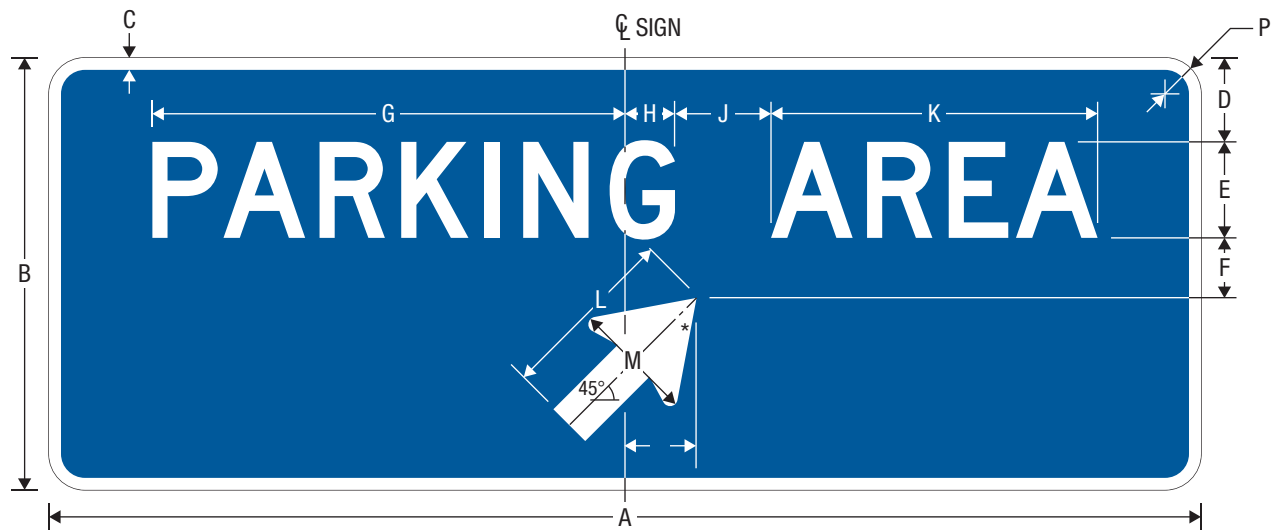


D5-9  
PARKING AREA ADVANCE

A	B	C	D	E	F	G	H	J	K
96	36	1	6.5	8 D	8.5	6 D	7	5.5	9 D
138	48	1.5	10	10 E	10	8 E	10	8	12 E
162	60	1.5	12.5	12 E	12.5	10 E	13	10.5	15 E

L	M	N	P	Q	R	S	T	U
39.384	4.168	8	27.216	VAR	VAR	9	VAR	3
57.477	6.656	10	40.820	VAR	VAR	12	VAR	6
68.972	7.987	12	48.984	VAR	VAR	15	VAR	6

COLORS: LEGEND, BORDER – WHITE (RETROREFLECTIVE)  
BACKGROUND – BLUE (RETROREFLECTIVE)



D5-9a

PARKING AREA ENTRANCE DIRECTION

\* See page 7-1 for Type A arrow design and page 7-3 for Type D arrow design.

A	B	C	D	E	F	G	H	J	K	L	M	N	P	Arrow
96	36	1	7	8 D	5	39.384	4.168	8	27.216	15	10	5.966	3	Type D
138	54	1.5	10	10 E	6	57.477	6.656	10	40.820	29.25	18.25	11.512	6	Type A
162	60	1.5	10	12 E	8.5	68.972	7.987	12	48.984	29.25	18.25	11.512	6	Type A

COLORS: LEGEND, BORDER — WHITE (RETROREFLECTIVE)  
BACKGROUND — BLUE (RETROREFLECTIVE)



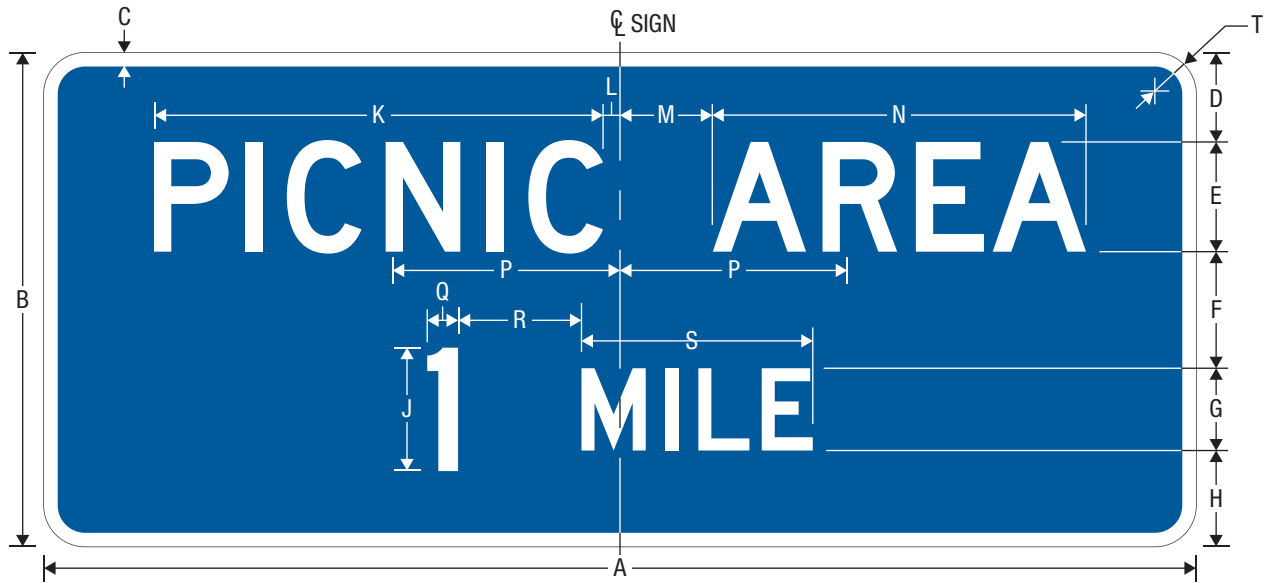
D5-9b  
PARKING AREA GORE

\* See page 7-1 for Type A arrow design and page 7-3 for Type D arrow design.

A	B	C	D	E	F	G	H
60	48	1	6	8 D	6	5	15
84	66	1.5	9	10 E	7.5	7.5	22
108	78	1.5	10	12 E	9	9	26

J	K	L	M	N	P	Arrow
21.776	21.776	13.608	18	10	6	Type D
32.067	32.066	20.410	24.25	15.125	9	Type A
38.480	38.479	24.492	29.25	18.25	9	Type A

COLORS: LEGEND, BORDER — WHITE (RETROREFLECTIVE)  
BACKGROUND — BLUE (RETROREFLECTIVE)



D5-10

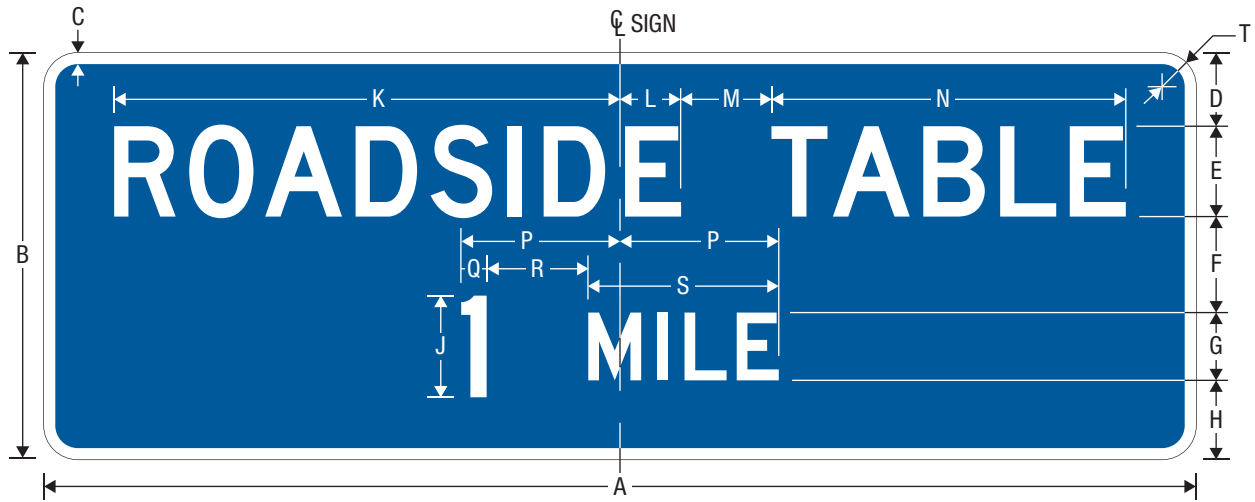
PICNIC AREA (ROADSIDE TABLE, ROADSIDE PARK) ADVANCE

A	B	C	D	E	F	G	H	J
84	36	1	6.5	8 D	8.5	6 D	7	9 D
120	48	1.5	10	10 E	10	8 E	10	12 E
144	60	1.5	12.5	12 E	12.5	10 E	13	15 E

K	L	M	N	P	Q	R	S	T
32.744	1.236	6.764	27.216	VAR	VAR	9	VAR	3
47.220	1.800	8.200	40.820	VAR	VAR	12	VAR	6
56.664	2.160	9.840	48.984	VAR	VAR	15	VAR	6

COLORS: LEGEND, BORDER – WHITE (RETROREFLECTIVE)  
BACKGROUND – BLUE (RETROREFLECTIVE)

4-109-1



D5-10

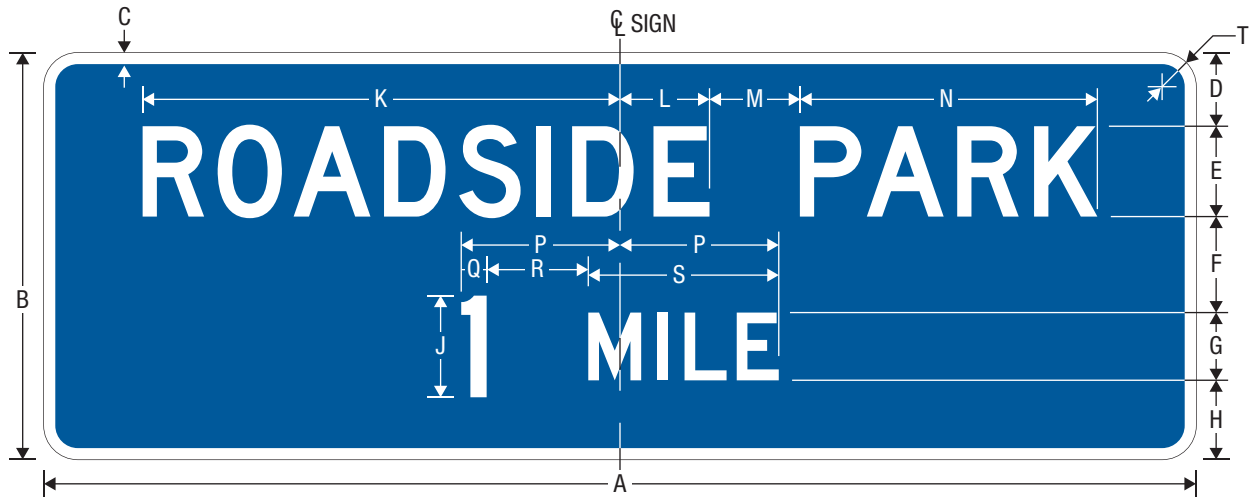
PICNIC AREA (ROADSIDE TABLE, ROADSIDE PARK) ADVANCE

A	B	C	D	E	F	G	H	J
102	36	1	6.5	8 D	8.5	6 D	7	9 D
150	48	1.5	10	10 E	10	8 E	10	12 E
180	60	1.5	12.5	12 E	12.5	10 E	13	15 E

K	L	M	N	P	Q	R	S	T
47.885	5.409	8	31.376	VAR	VAR	9	VAR	3
65.373	8.360	10	47.013	VAR	VAR	12	VAR	6
78.447	10.032	12	56.415	VAR	VAR	15	VAR	6

COLORS: LEGEND, BORDER – WHITE (RETROREFLECTIVE)  
BACKGROUND – BLUE (RETROREFLECTIVE)

4-109-2



D5-10

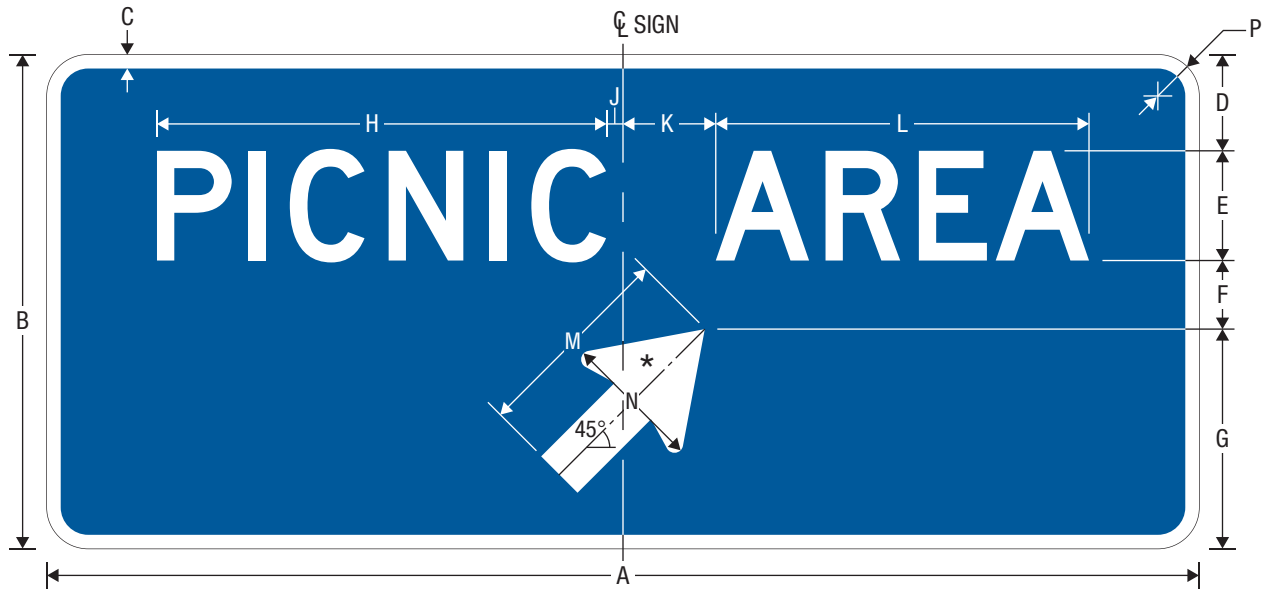
PICNIC AREA (ROADSIDE TABLE, ROADSIDE PARK) ADVANCE

A	B	C	D	E	F	G	H	J
102	36	1	6.5	8 D	8.5	6 D	7	9 D
144	48	1.5	10	10 E	10	8 E	10	12 E
174	60	1.5	12.5	12 E	12.5	10 E	13	15 E

K	L	M	N	P	Q	R	S	T
42.267	7.927	8	26.340	VAR	VAR	9	VAR	3
61.478	12.255	10	39.223	VAR	VAR	12	VAR	6
73.773	14.706	12	47.067	VAR	VAR	15	VAR	6

COLORS: LEGEND, BORDER – WHITE (RETROREFLECTIVE)  
BACKGROUND – BLUE (RETROREFLECTIVE)

4-109-3



D5-10a

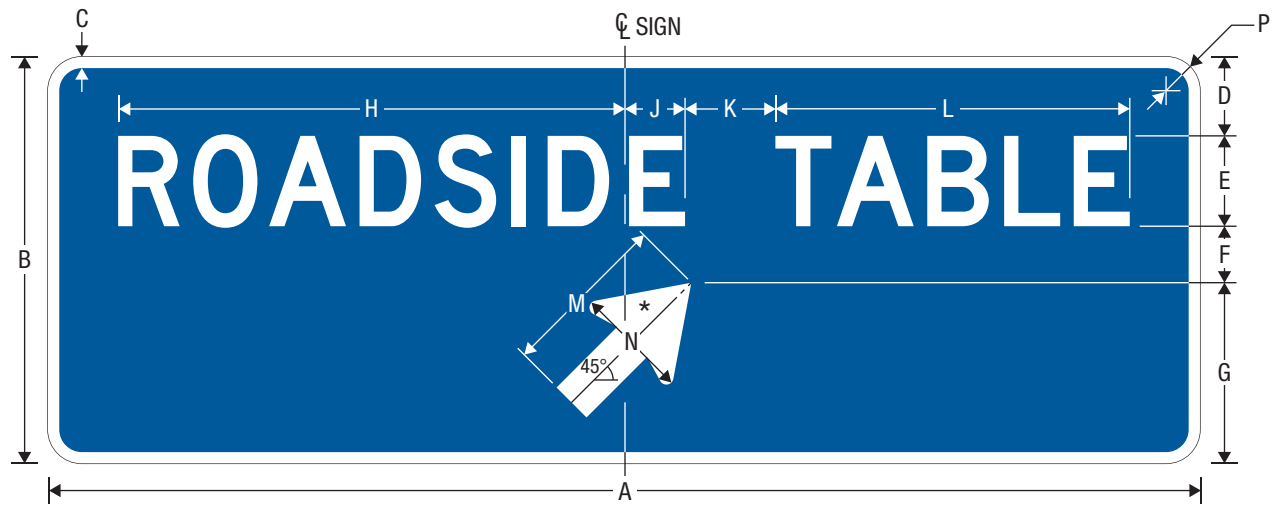
PICNIC AREA (ROADSIDE TABLE, ROADSIDE PARK) ENTRANCE DIRECTION

\* See page 7-1 for Type A arrow design and page 7-3 for Type D arrow design.

A	B	C	D	E	F	G	H
84	36	1	7	8 D	5	16	32.744
120	54	1.5	10	10 E	6	28	47.220
144	60	1.5	10	12 E	8.5	29.5	56.664

J	K	L	M	N	P	Arrow
1.236	6.674	27.216	15	10	3	Type D
1.800	8.200	40.820	29.25	18.25	6	Type A
2.160	9.840	48.984	29.25	18.25	6	Type A

COLORS: LEGEND, BORDER – WHITE (RETROREFLECTIVE)  
BACKGROUND – BLUE (RETROREFLECTIVE)



D5-10a

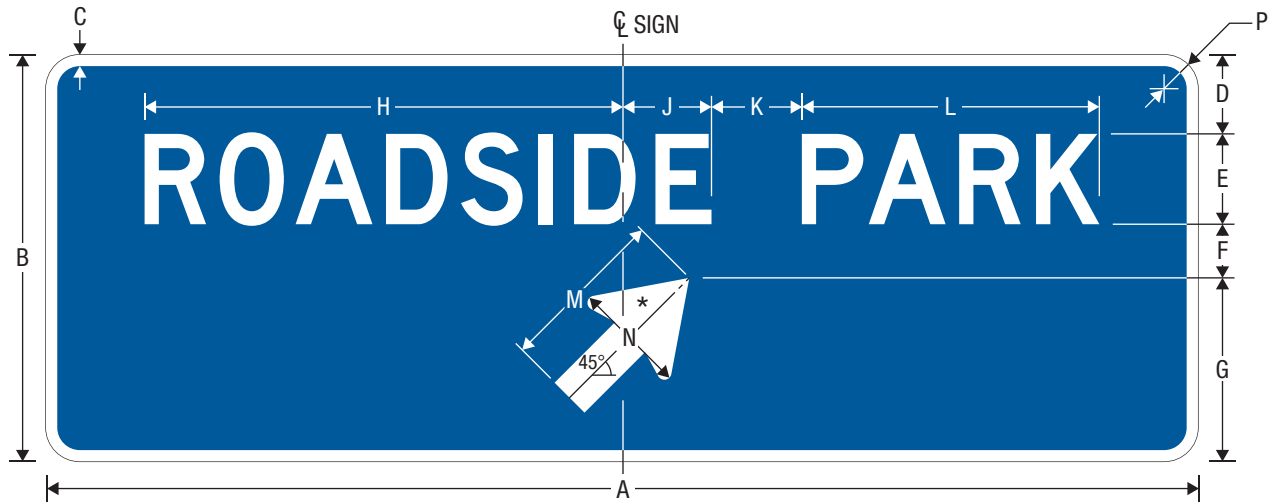
PICNIC AREA (ROADSIDE TABLE, ROADSIDE PARK) ENTRANCE DIRECTION

\* See page 7-1 for Type A arrow design and page 7-3 for Type D arrow design.

A	B	C	D	E	F	G	H
102	36	1	7	8 D	5	16	44.785
150	54	1.5	10	10 E	6	28	65.373
180	60	1.5	10	12 E	8.5	29.5	78.447

J	K	L	M	N	P	Arrow
5.409	8	31.376	15	10	3	Type D
8.360	10	47.013	29.25	18.25	6	Type A
10.032	12	56.415	29.25	18.25	6	Type A

COLORS: LEGEND, BORDER – WHITE (RETROREFLECTIVE)  
BACKGROUND – BLUE (RETROREFLECTIVE)



D5-10a

PICNIC AREA (ROADSIDE TABLE, ROADSIDE PARK) ENTRANCE DIRECTION

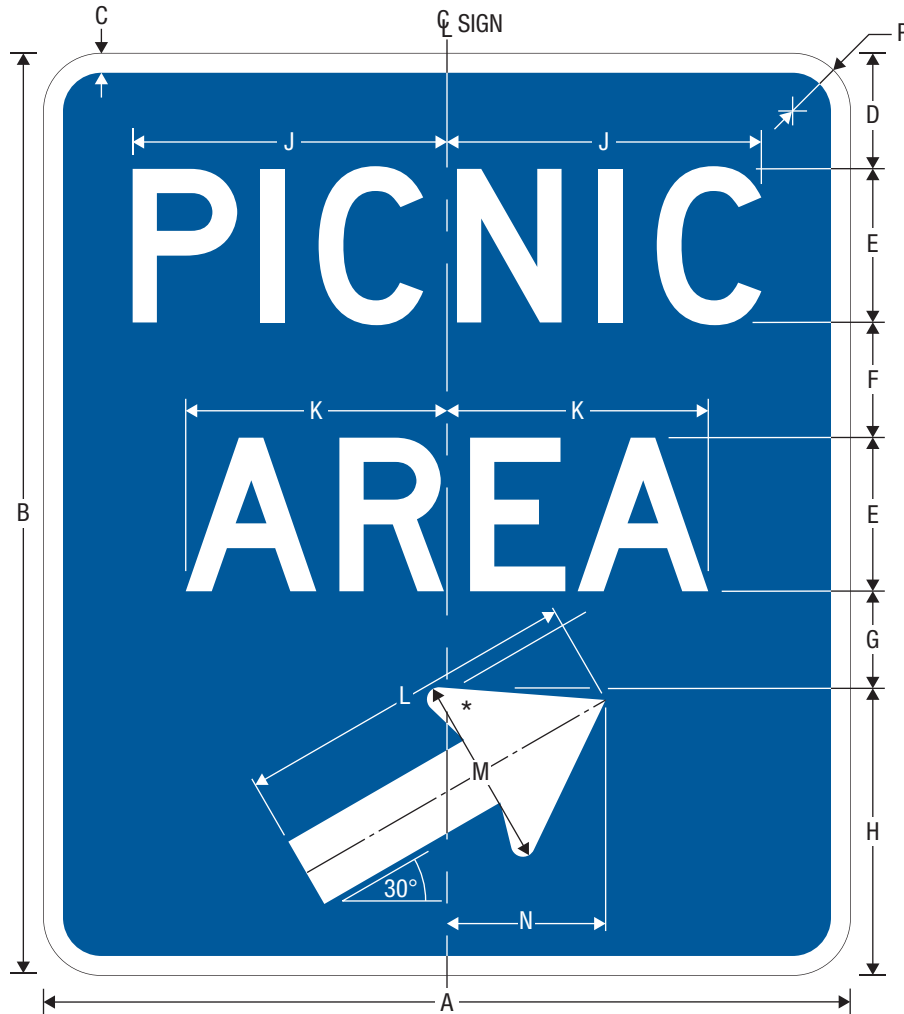
\* See page 7-1 for Type A arrow design and page 7-3 for Type D arrow design.

A	B	C	D	E	F	G	H
102	36	1	7	8 D	5	16	42.267
150	54	1.5	10	10 E	6	28	61.478
180	60	1.5	10	12 E	8.5	29.5	73.733

J	K	L	M	N	P	Arrow
7.927	8	26.340	15	10	3	Type D
12.255	10	32.923	29.25	18.25	6	Type A
14.706	12	47.067	29.25	18.25	6	Type A

COLORS: LEGEND, BORDER – WHITE (RETROREFLECTIVE)  
BACKGROUND – BLUE (RETROREFLECTIVE)

4-110-3



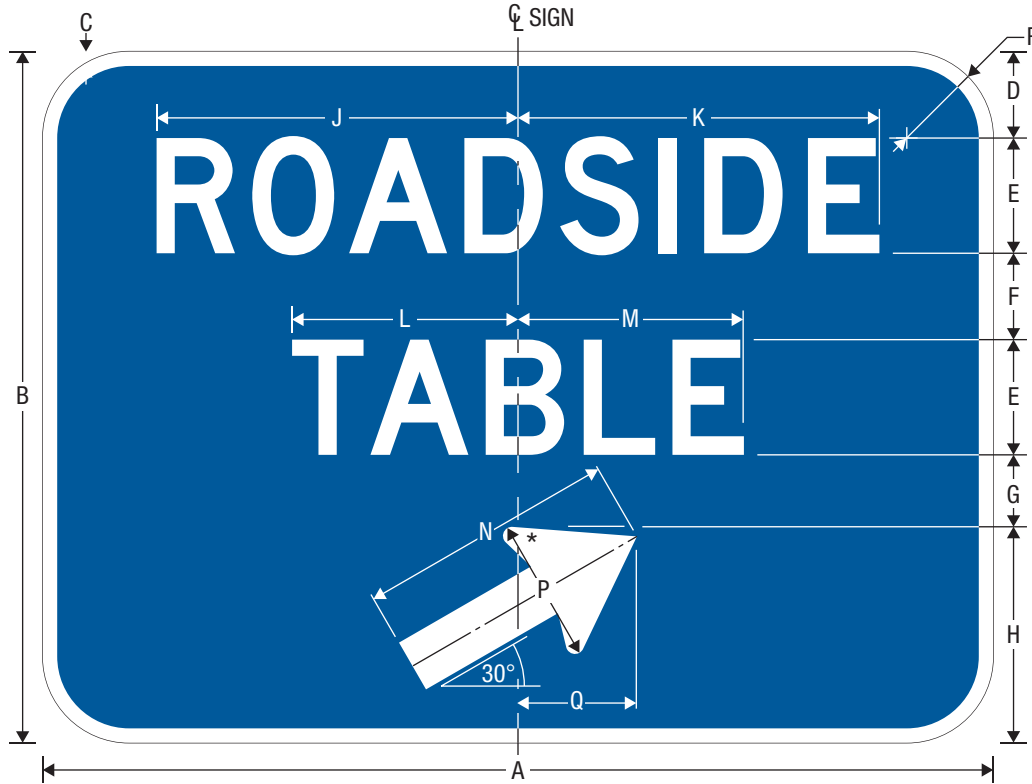
D5-10b  
PICNIC AREA GORE

\* See page 7-1 for Type A arrow design and page 7-3 for Type D arrow design.

A	B	C	D	E	F	G	H
42	48	1	6	8 D	6	5	15
66	66	1.5	9	10 E	8	7.5	21.5
78	78	1.5	10	12 E	9	9	26

J	K	L	M	N	P	Arrow
16.372	13.608	18	10	8.263	3	Type D
23.610	20.410	24.25	15.125	11.180	9	Type A
28.332	24.492	29.25	18.25	13.466	9	Type A

COLORS: LEGEND, BORDER — WHITE (RETROREFLECTIVE)  
BACKGROUND — BLUE (RETROREFLECTIVE)



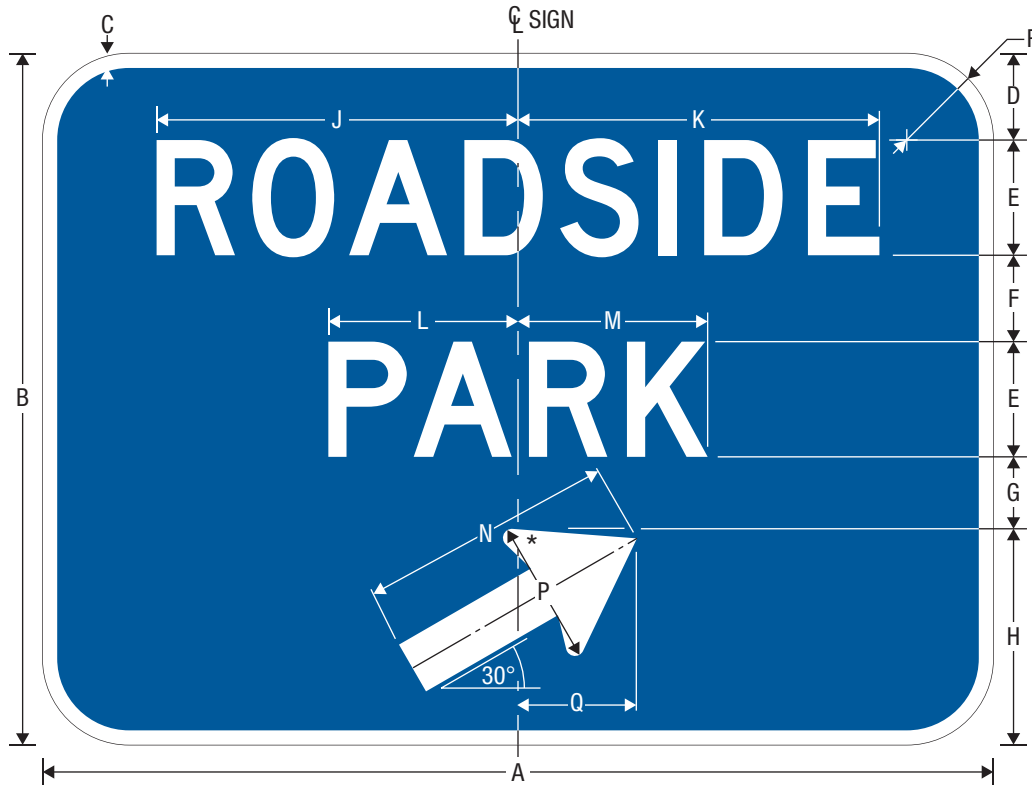
D5-10b  
ROADSIDE TABLE GORE

\* See page 7-1 for Type A arrow design and page 7-3 for Type D arrow design.

A	B	C	D	E	F	G	H	J
66	48	1	6	8 D	6	5	15	25.097
96	66	1.5	9	10 E	7	7.5	22	36.867
114	78	1.5	10	12 E	9	9	26	44.240

K	L	M	N	P	Q	R	Arrow
25.097	15.688	15.688	18	10	8.263	6	Type D
36.866	23.507	23.506	24.25	15.125	11.180	9	Type A
44.239	28.208	28.207	29.25	18.25	13.466	9	Type A

COLORS: LEGEND, BORDER — WHITE (RETROREFLECTIVE)  
BACKGROUND — BLUE (RETROREFLECTIVE)



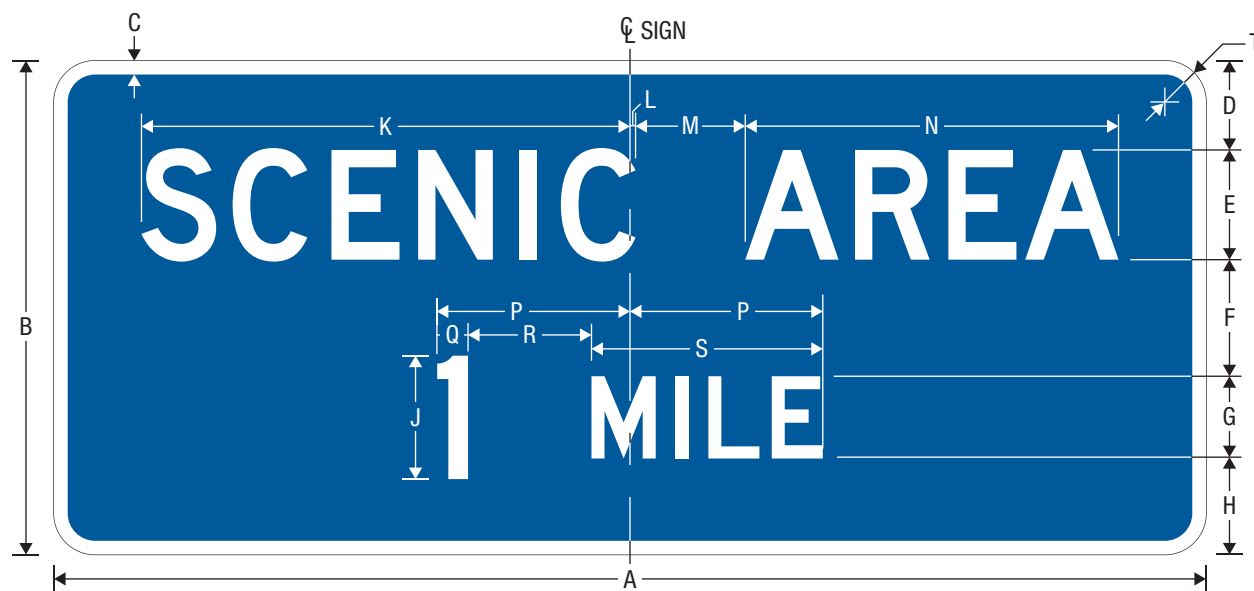
D5-10b  
ROADSIDE PARK GORE

\* See page 7-1 for Type A arrow design and page 7-3 for Type D arrow design.

A	B	C	D	E	F	G	H	J
66	48	1	6	8 D	6	5	15	25.097
96	66	1.5	9	10 E	7.5	7.5	22	36.867
114	78	1.5	10	12 E	9	9	26	44.240

K	L	M	N	P	Q	R	Arrow
25.097	13.170	13.170	18	10	8.263	3	Type D
36.866	19.612	19.611	24.25	15.125	11.180	9	Type A
44.239	23.534	23.533	29.25	18.25	13.466	9	Type A

COLORS: LEGEND, BORDER – WHITE (RETROREFLECTIVE)  
BACKGROUND – BLUE (RETROREFLECTIVE)



D5-11

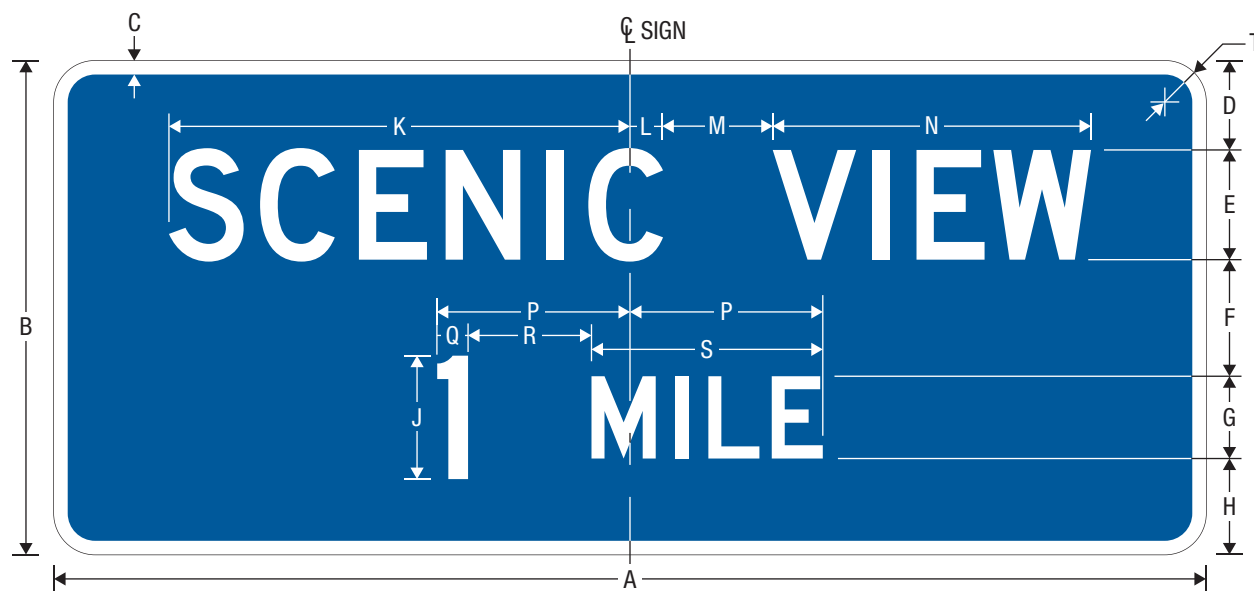
SCENIC AREA (SCENIC VIEW, SCENIC OVERLOOK) ADVANCE

A	B	C	D	E	F	G	H	J
84	36	1	6.5	8 D	8.5	6 D	7	9 D
120	48	1.5	10	10 E	10	8 E	10	12 E
150	60	1.5	12.5	12 E	12.5	10 E	13	15 E

K	L	M	N	P	Q	R	S	T
35.621	0.405	8	27.216	VAR	VAR	9	VAR	3
51.720	0.900	10	40.820	VAR	VAR	12	VAR	6
62.064	1.080	12	48.984	VAR	VAR	15	VAR	6

COLORS: LEGEND, BORDER – WHITE (RETROREFLECTIVE)  
BACKGROUND – BLUE (RETROREFLECTIVE)

4-112-1



D5-11

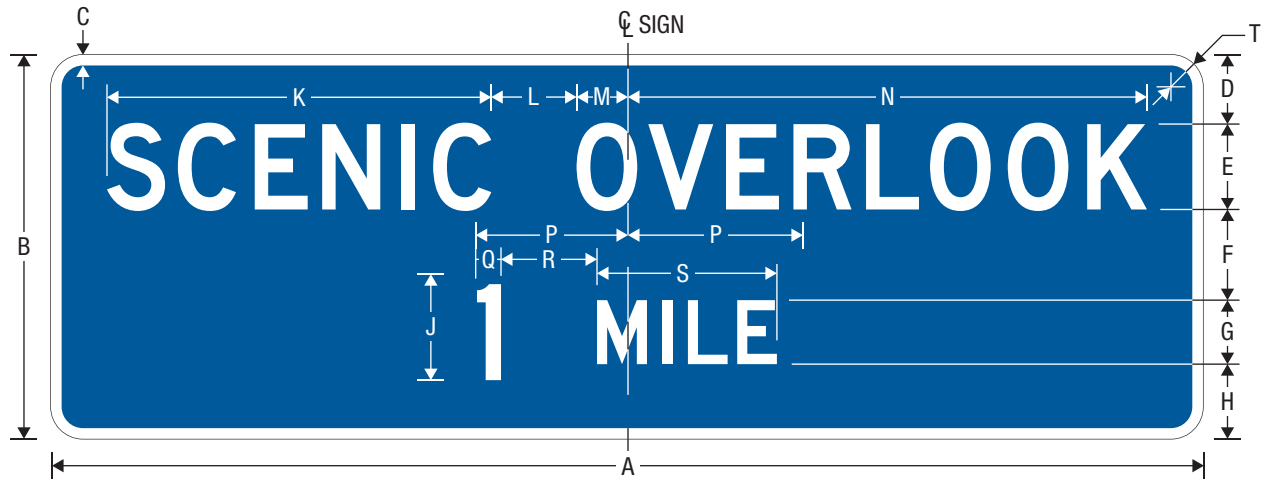
SCENIC AREA (SCENIC VIEW, SCENIC OVERLOOK) ADVANCE

A	B	C	D	E	F	G	H	J
84	36	1	6.5	8 D	8.5	6 D	7	9 D
120	48	1.5	10	10 E	10	8 E	10	12 E
144	60	1.5	12.5	12 E	12.5	10 E	13	15 E

K	L	M	N	P	Q	R	S	T
33.618	2.408	8	23.210	VAR	VAR	9	VAR	3
48.567	4.053	10	34.513	VAR	VAR	12	VAR	6
59.360	3.784	12	41.415	VAR	VAR	15	VAR	6

COLORS: LEGEND, BORDER – WHITE (RETROREFLECTIVE)  
BACKGROUND – BLUE (RETROREFLECTIVE)

4-112-2



D5-11

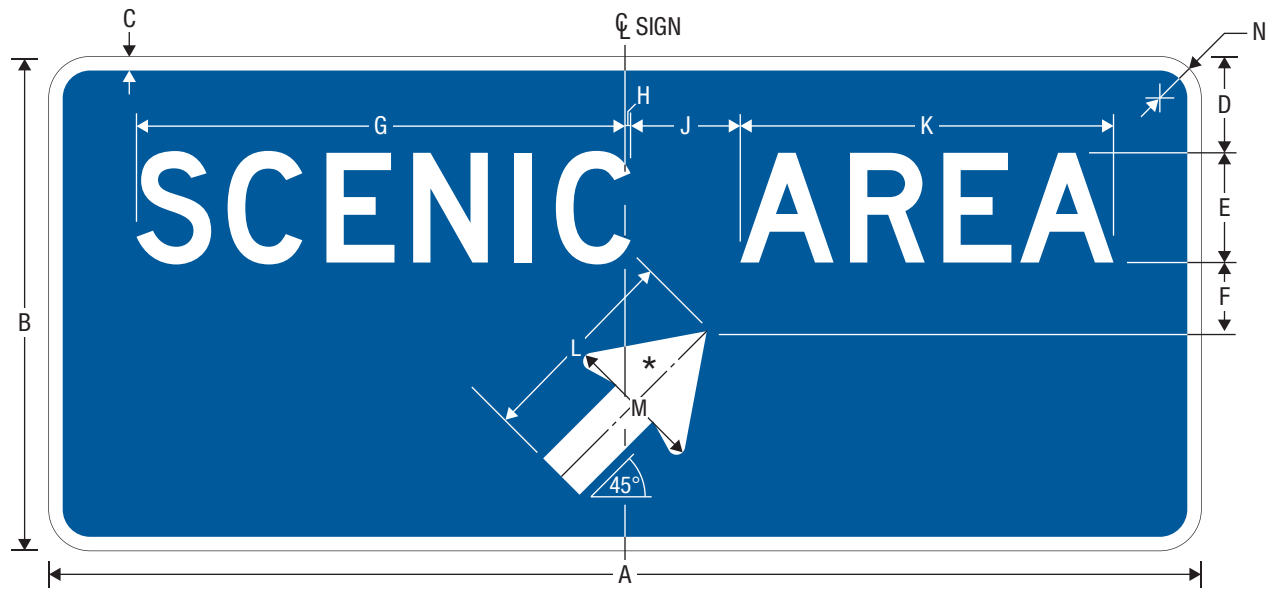
SCENIC AREA (SCENIC VIEW, SCENIC OVERLOOK) ADVANCE

A	B	C	D	E	F	G	H	J
108	36	1	6.5	8 D	8.5	6 D	7	9 D
154	48	1.5	10	10 E	10	8 E	10	12 E
186	60	1.5	12.5	12 E	12.5	10 E	13	15 E

K	L	M	N	P	Q	R	S	T
36.026	8	4.722	48.748	VAR	VAR	9	VAR	3
52.620	10	8.004	70.624	VAR	VAR	12	VAR	6
63.144	12	9.606	84.750	VAR	VAR	15	VAR	6

COLORS: LEGEND, BORDER – WHITE (RETROREFLECTIVE)  
BACKGROUND – BLUE (RETROREFLECTIVE)

4-112-3

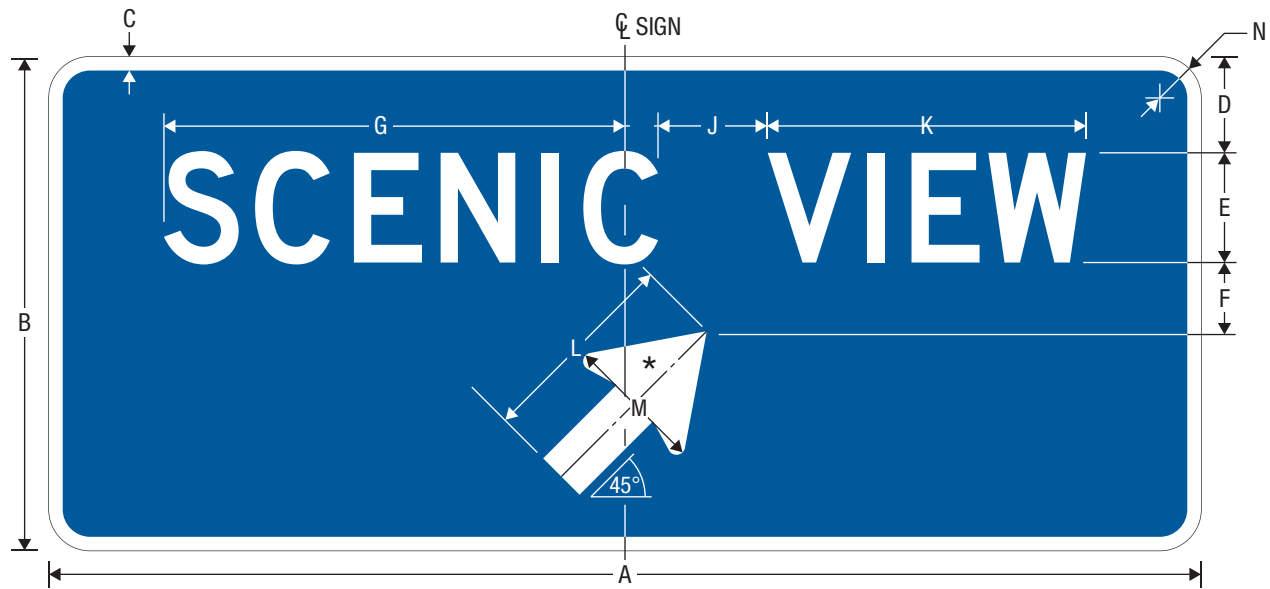


D5-11a  
SCENIC AREA (SCENIC VIEW, SCENIC OVERLOOK) ENTRANCE DIRECTION

\* See page 7-1 for Type A arrow design and page 7-3 for Type D arrow design.

A	B	C	D	E	F	G	H	J	K	L	M	N	Arrow
84	36	1	7	8 D	5	35.621	0.405	8	27.216	15	10	3	Type D
120	54	1.5	10	10 E	6	51.720	0.900	10	40.820	29.25	18.25	6	Type A
144	60	1.5	10	12 E	8.5	62.064	1.080	12	48.984	29.25	18.25	6	Type A

COLORS: LEGEND, BORDER — WHITE (RETROREFLECTIVE)  
BACKGROUND — BLUE (RETROREFLECTIVE)

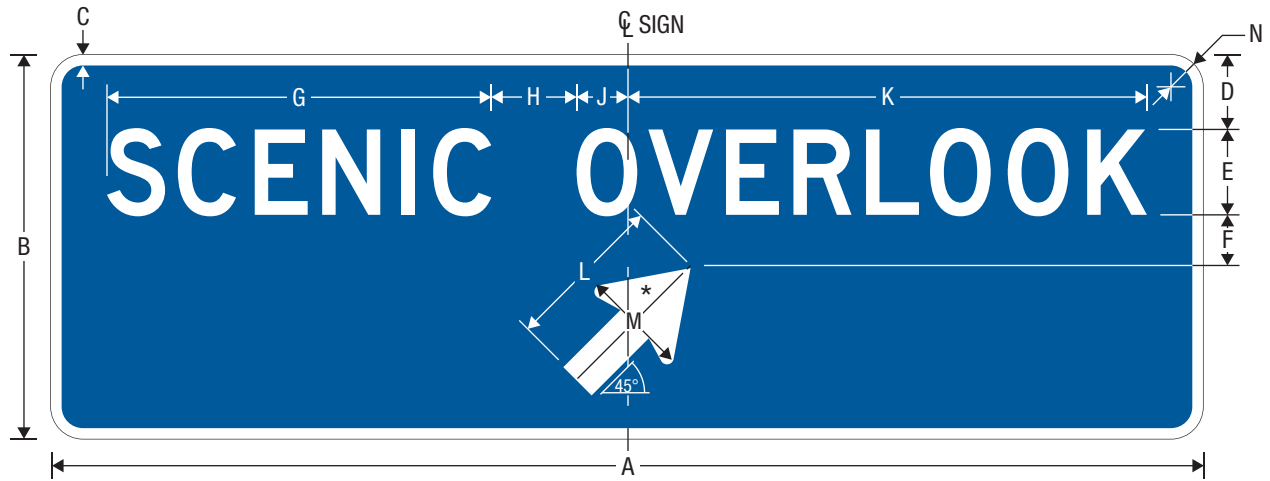


D5-11a  
SCENIC AREA (SCENIC VIEW, SCENIC OVERLOOK) ENTRANCE DIRECTION

\* See page 7-1 for Type A arrow design and page 7-3 for Type D arrow design.

A	B	C	D	E	F	G	H	J	K	L	M	N	Arrow
84	36	1	7	8 D	5	33.618	2.408	8	23.210	15	10	3	Type D
120	54	1.5	10	10 E	6	48.567	4.053	10	34.513	29.25	18.25	6	Type A
144	60	1.5	10	12 E	8.5	58.280	4.864	12	41.415	29.25	18.25	6	Type A

COLORS: LEGEND, BORDER — WHITE (RETROREFLECTIVE)  
BACKGROUND — BLUE (RETROREFLECTIVE)



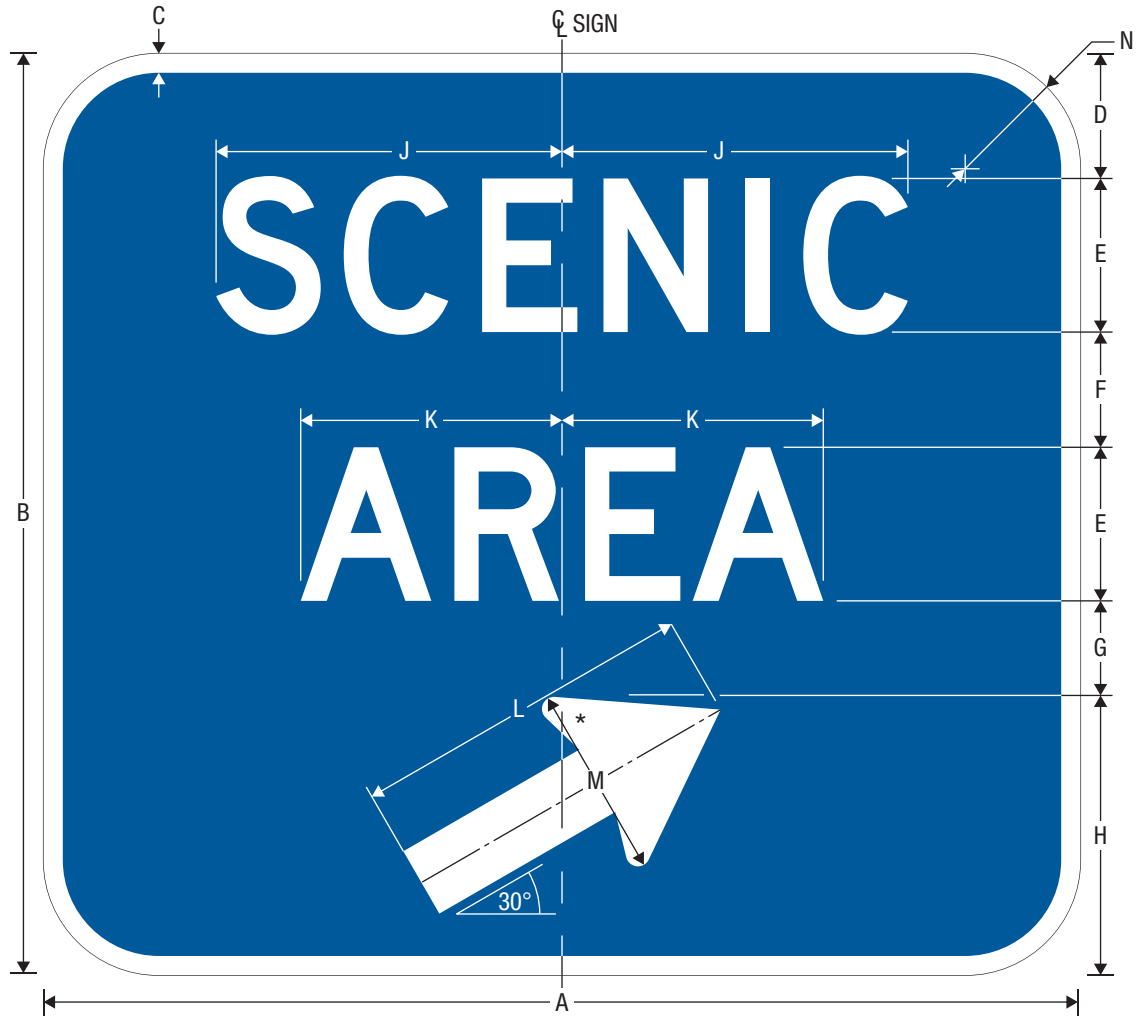
D5-11a

SCENIC AREA (SCENIC VIEW, SCENIC OVERLOOK) ENTRANCE DIRECTION

\* See page 7-1 for Type A arrow design and page 7-3 for Type D arrow design.

A	B	C	D	E	F	G	H	J	K	L	M	N	Arrow
108	36	1	7	8 D	5	36.026	8	4.722	48.748	15	10	3	Type D
156	54	1.5	10	10 E	6	52.620	10	8.004	70.624	29.25	18.25	6	Type A
186	60	1.5	10	12 E	8.5	63.144	12	9.606	84.750	29.25	18.25	6	Type A

COLORS: LEGEND, BORDER — WHITE (RETROREFLECTIVE)  
BACKGROUND — BLUE (RETROREFLECTIVE)

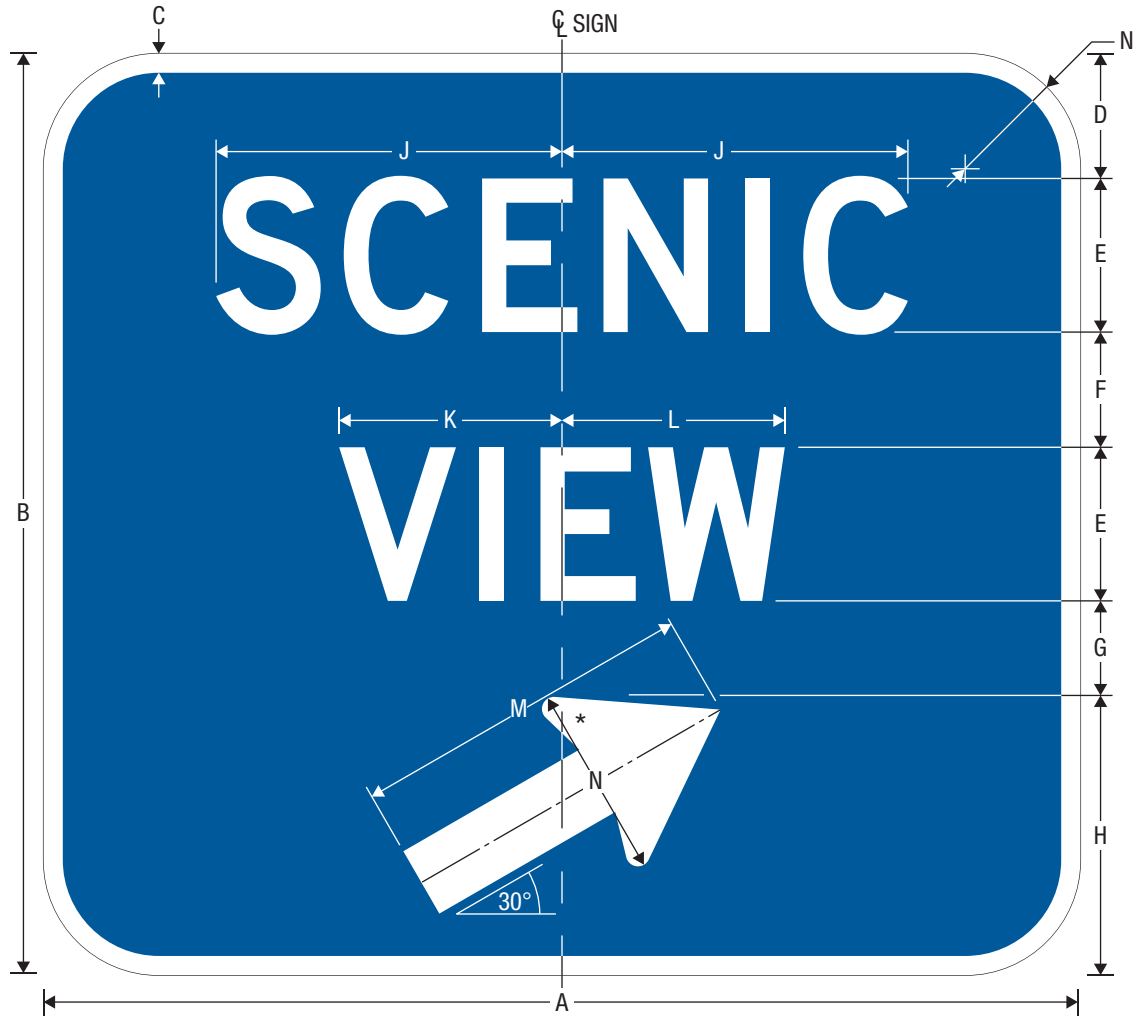


D5-11b  
SCENIC AREA GORE

\* See page 7-1 for Type A arrow design and page 7-3 for Type D arrow design.

A	B	C	D	E	F	G	H	J	K	L	M	N	Arrow
54	48	1	6.5	8 D	6	5	14.5	18.013	13.608	18	10	6	Type D
78	66	1.5	9	10 E	7.5	7.5	22	26.310	20.410	24.25	15.125	9	Type A
90	78	1.5	10	12 E	9	9	26	31.572	24.492	29.25	18.25	9	Type A

COLORS: LEGEND, BORDER – WHITE (RETROREFLECTIVE)  
BACKGROUND – BLUE (RETROREFLECTIVE)

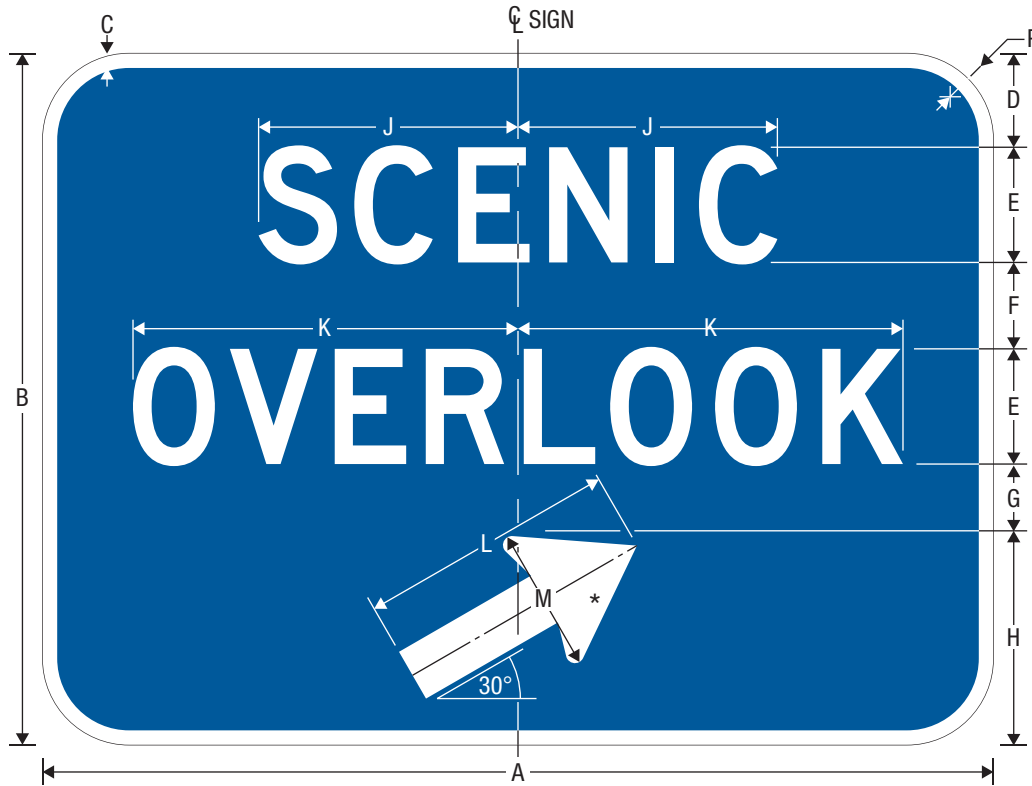


D5-11b  
SCENIC VIEW GORE

\* See page 7-1 for Type A arrow design and page 7-3 for Type D arrow design.

A	B	C	D	E	F	G	H	J	K	L	M	N	P	Arrow
54	48	1	6.5	8 D	6	5	14.5	18.013	11.605	11.605	18	10	6	Type D
78	66	1.5	9	10 E	7.5	7.5	22	26.310	17.257	17.256	24.25	15.125	9	Type A
90	78	1.5	10	12 E	9	9	26	31.572	20.708	20.707	29.25	18.25	9	Type A

COLORS: LEGEND, BORDER – WHITE (RETROREFLECTIVE)  
BACKGROUND – BLUE (RETROREFLECTIVE)

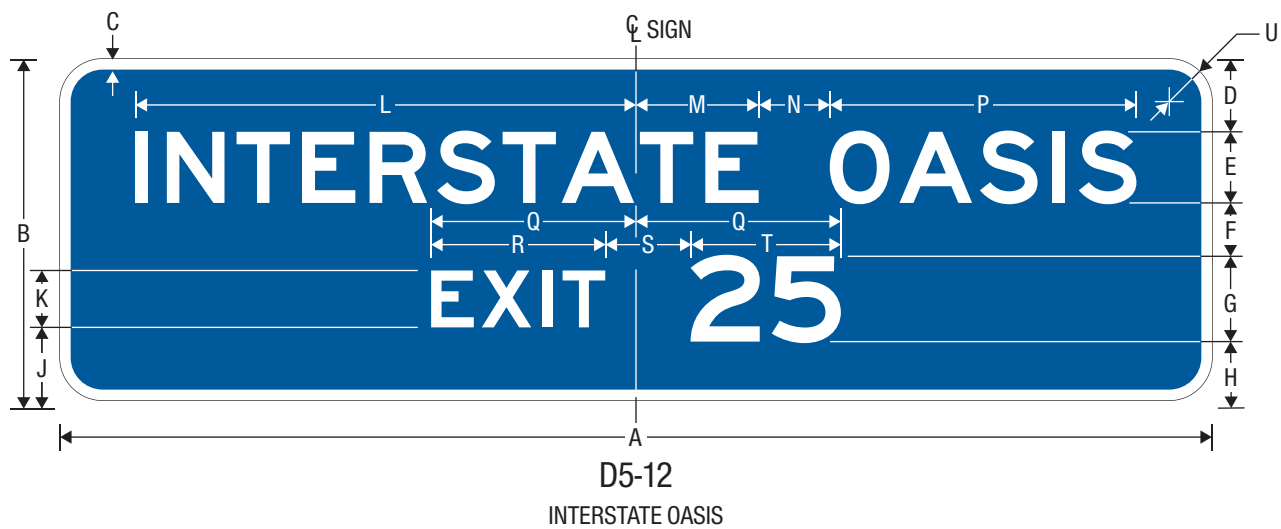


D5-11b  
ROADSIDE TABLE GORE

\* See page 7-1 for Type A arrow design and page 7-3 for Type D arrow design.

A	B	C	D	E	F	G	H	J	K	L	M	N	Arrow
66	48	1	6.5	8 D	6	5	14.5	18.013	26.735	18	10	6	Type D
102	66	1.5	9	10 E	7.5	7.5	22	26.310	39.315	24.25	15.125	9	Type A
120	78	1.5	10	12 E	9	9	26	31.572	47.178	29.25	18.25	9	Type A

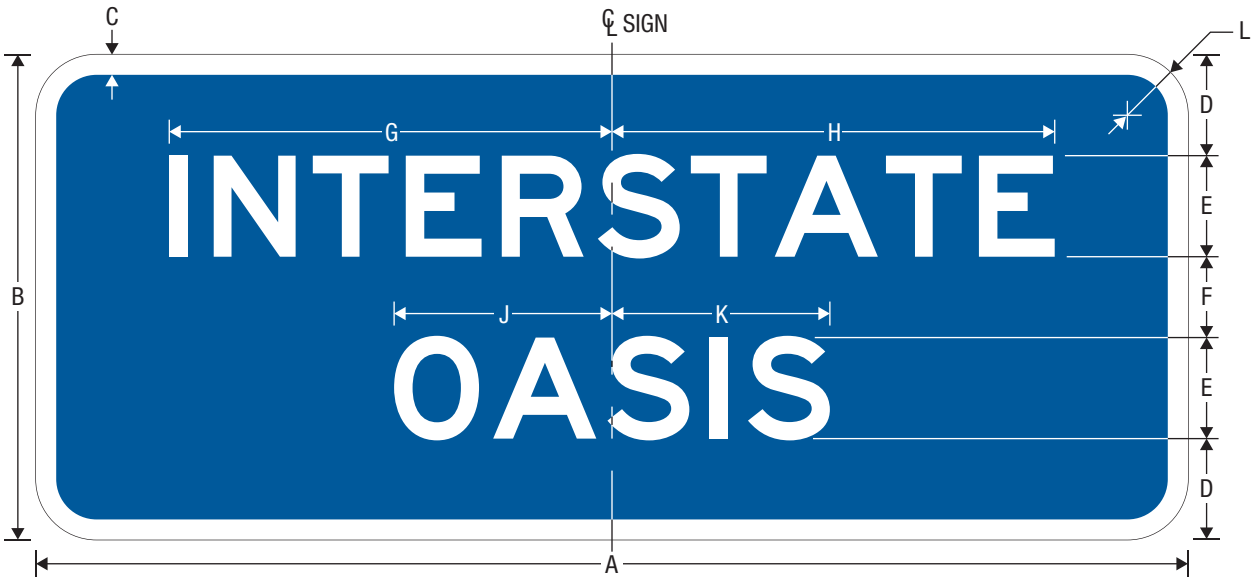
COLORS: LEGEND, BORDER — WHITE (RETROREFLECTIVE)  
BACKGROUND — BLUE (RETROREFLECTIVE)



A	B	C	D	E	F	G	H	J	K
162	48	1.5	10.25	10 E	7.5	12 E	8.25	10.25	8 E
198	60	2	12.5	12 E	10	15 E	10.5	12.5	10 E

L	M	N	P	Q	R	S	T	U
70.373	17.25	10	43.123	VAR	24.484	12	VAR	6
84.447	20.700	12	51.747	VAR	30.605	15	VAR	9

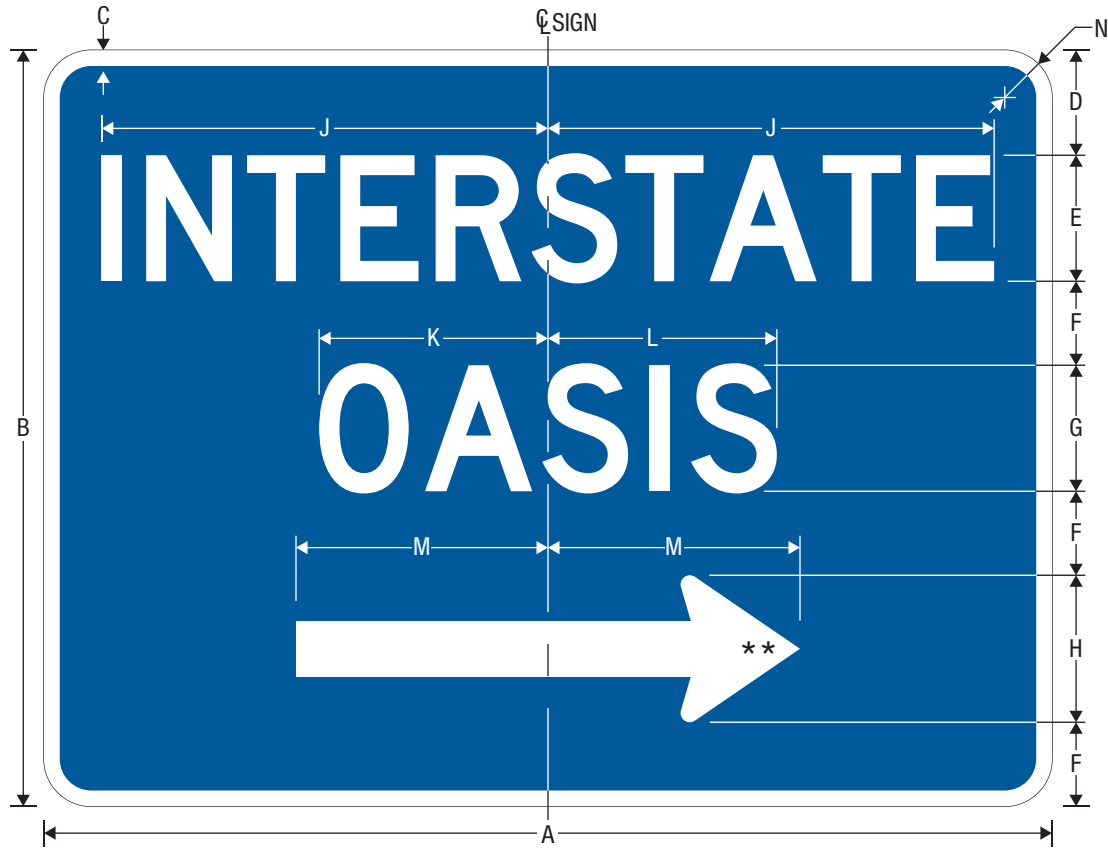
COLORS: LEGEND, BORDER — WHITE (RETROREFLECTIVE)  
BACKGROUND — BLUE (RETROREFLECTIVE)



D5-12aP  
INTERSTATE OASIS (PLAQUE)

A	B	C	D	E	F	G	H	J	K	L
114	48	2	10	10 E	8	43.812	43.811	21.562	21.561	6

COLORS: LEGEND, BORDER – WHITE (RETROREFLECTIVE)  
BACKGROUND – BLUE (RETROREFLECTIVE)



D5-12b

INTERSTATE OASIS DIRECTIONAL

\* Decrease Spacing 20%.

\*\* See page 7-3 for arrow design.

A	B	C	D	E	F	G	H	J	K	L	M	N
48	36	0.75	5	6 D*	4	6 D	7	21.246	10.898	10.897	12	2.25

COLORS: LEGEND, BORDER – WHITE (RETROREFLECTIVE)  
BACKGROUND – BLUE (RETROREFLECTIVE)



D5-12b

INTERSTATE OASIS DIRECTIONAL

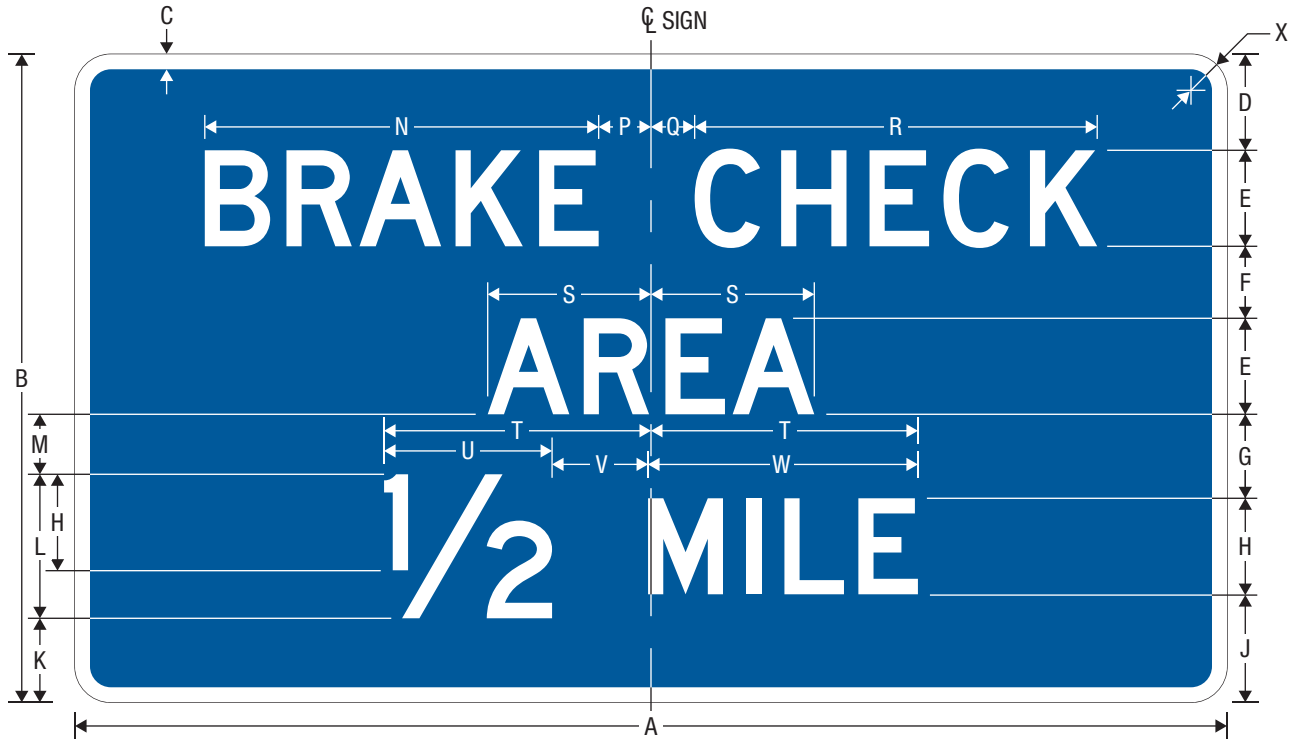
\* Decrease Spacing 20%.

\*\* See page 7-3 for arrow design.

A	B	C	D	E	F	G	H	J	K	L
48	36	0.75	5	6 D*	4	6 D	7	5.5	4 D	4.5

M	N	P	Q	R	S	T	U	V	W	X
6 D	21.246	10.898	10.897	VAR	VAR	2	4.722	6	10.5	2.25

COLORS: LEGEND, BORDER — WHITE (RETROREFLECTIVE)  
BACKGROUND — BLUE (RETROREFLECTIVE)



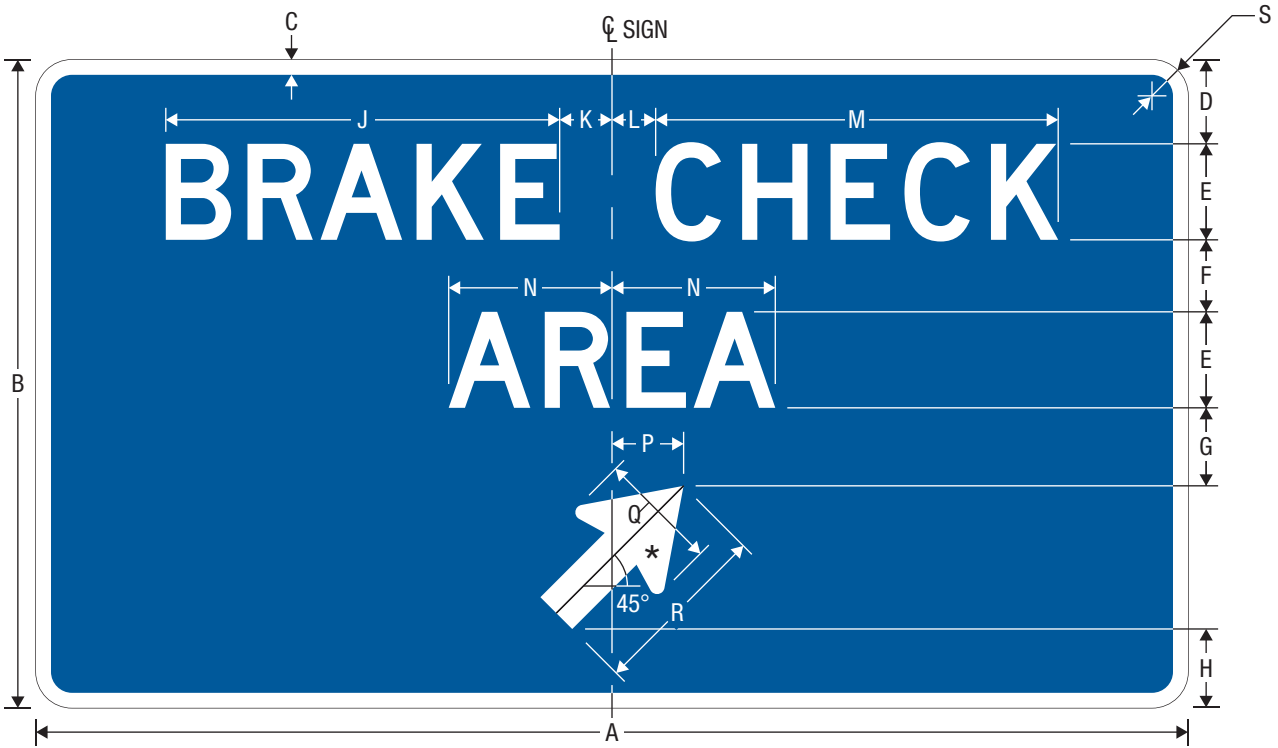
D5-13

BRAKE CHECK AREA ADVANCE

A	B	C	D	E	F	G	H	J	K	L
96	54	1.25	8	8 D	6	7	8 D	9	7	12
132	66	1.5	10.5	10 E	8	10	8 E	9.5	7.5	12

M	N	P	Q	R	S	T	U	V	W	X
5	32.822	4.362	3.638	33.544	13.608	VAR	VAR	8	VAR	3
8	48.623	5.199	4.801	49.020	20.410	VAR	VAR	12	VAR	6

COLORS: LEGEND, BORDER — WHITE (RETROREFLECTIVE)  
BACKGROUND — BLUE (RETROREFLECTIVE)



D5-14

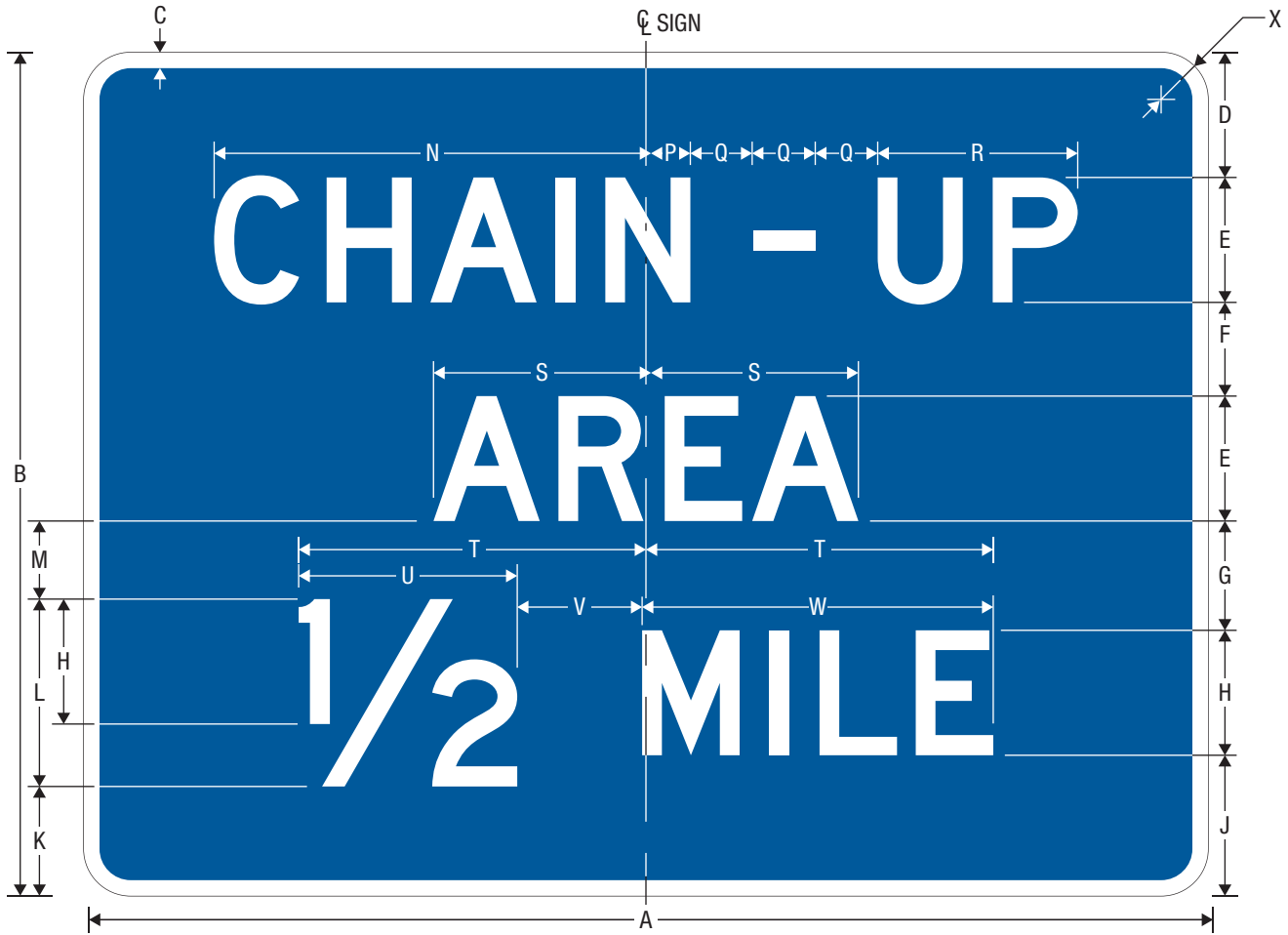
BRAKE CHECK AREA ENTRANCE DIRECTION

\* See page 7-1 for Type A arrow design and page 7-3 for Type D arrow design.

A	B	C	D	E	F	G	H	J
96	54	1.25	7	8 D	6	6.5	6.568	32.822
132	78	1.5	11	10 E	8	8	8	48.623

K	L	M	N	P	Q	R	S	Arrow
4.362	3.638	33.544	13.608	5.966	10	15	3	Type D
5.199	4.801	49.020	20.410	11.5	18.25	29.25	6	Type A

COLORS: LEGEND, BORDER – WHITE (RETROREFLECTIVE)  
BACKGROUND – BLUE (RETROREFLECTIVE)



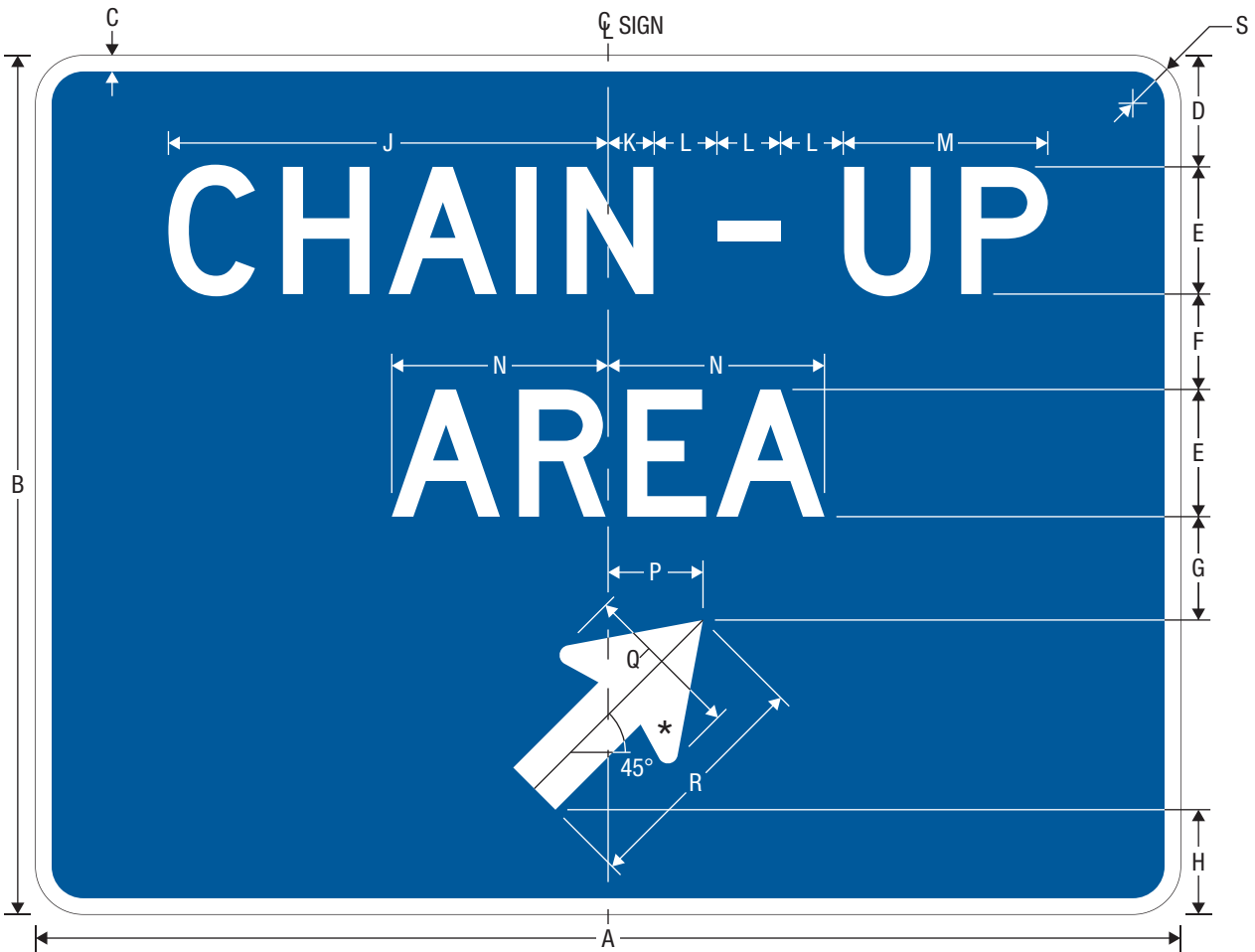
D5-15

CHAIN-UP AREA ADVANCE

A	B	C	D	E	F	G	H	J	K	L
72	54	1	8	8 D	6	7	8 D	9	7	12
102	66	1.5	10	10 E	8	10	8 E	10	8	12

M	N	P	Q	R	S	T	U	V	W	X
5	27.657	2.845	4	12.812	13.608	VAR	VAR	8	VAR	3
8	39.216	5.407	5	18.810	20.410	VAR	VAR	12	VAR	6

COLORS: LEGEND, BORDER — WHITE (RETROREFLECTIVE)  
BACKGROUND — BLUE (RETROREFLECTIVE)



D5-16

CHAIN-UP AREA ENTRANCE DIRECTION

\* See page 7-1 for Type A arrow design and page 7-3 for Type D arrow design.

A	B	C	D	E	F	G	H	J
72	54	1	7	8 D	6	6.5	6.568	27.657
102	78	1.5	11	10 E	8	8	8	39.217

K	L	M	N	P	Q	R	S	Arrow
2.845	4	12.812	13.608	5.968	10	15	3	Type D
5.406	5	18.810	20.410	11.5	18.25	29.25	6	Type A

COLORS: LEGEND, BORDER – WHITE (RETROREFLECTIVE)  
BACKGROUND – BLUE (RETROREFLECTIVE)



D8-1

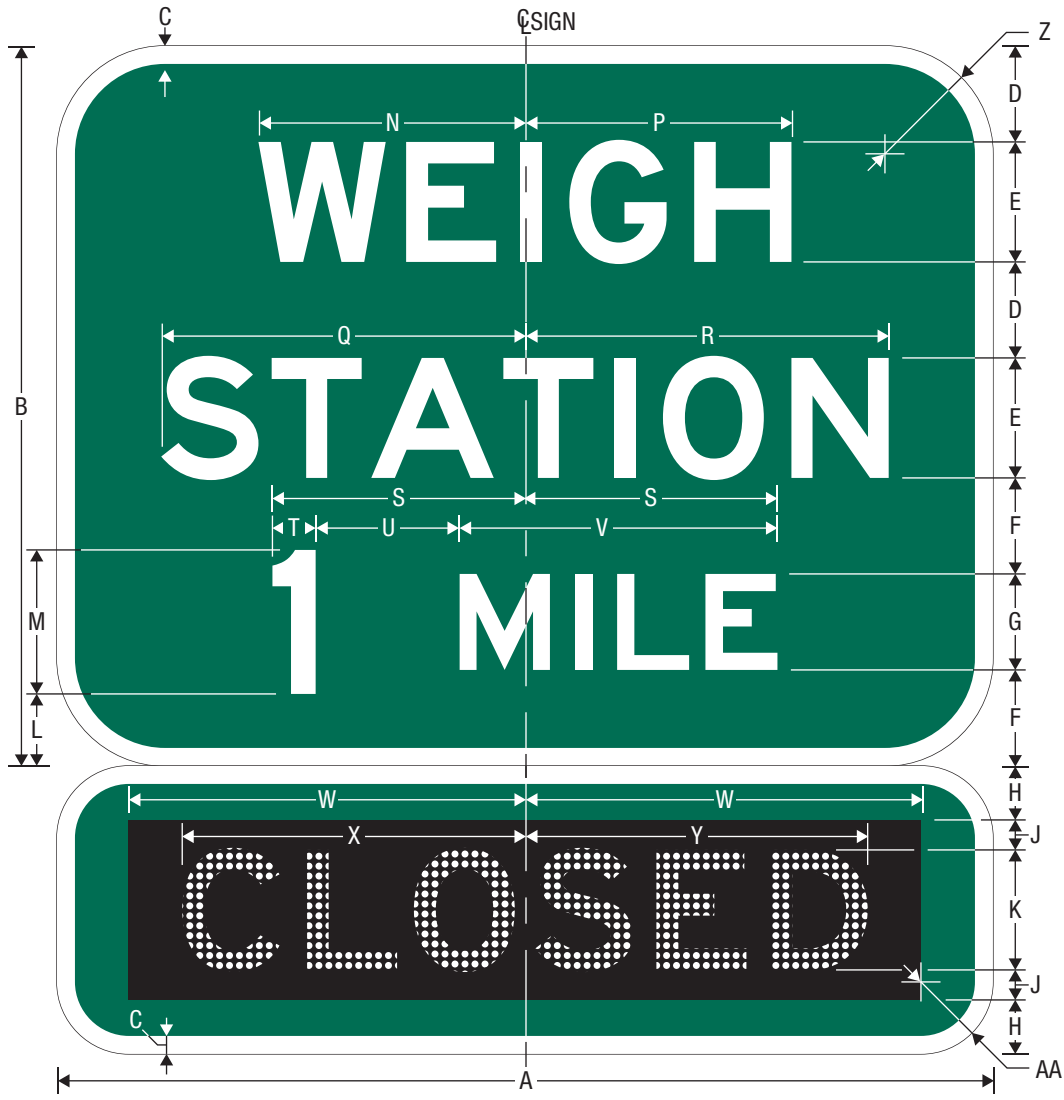
ADVANCE WEIGH STATION DISTANCE

A	B	C	D	E	F	G	H	J
60	48	1	6	8 D	7	6 D	5.5	9 D
78	60	1.5	8	10 E	8	8 E	6	12 E
96	72	1.5	9	12 E	10	10 E	7.5	15 E

K	L	M	N	P	Q	R	S	T
15.169	15.169	20.452	20.452	VAR	VAR	9	VAR	6
22.209	22.209	30.312	30.311	VAR	VAR	12	VAR	9
26.651	26.650	36.374	36.373	VAR	VAR	15	VAR	9

COLORS: LEGEND – WHITE (RETROREFLECTIVE)  
BACKGROUND – GREEN (RETROREFLECTIVE)

4-122-1



D8-1

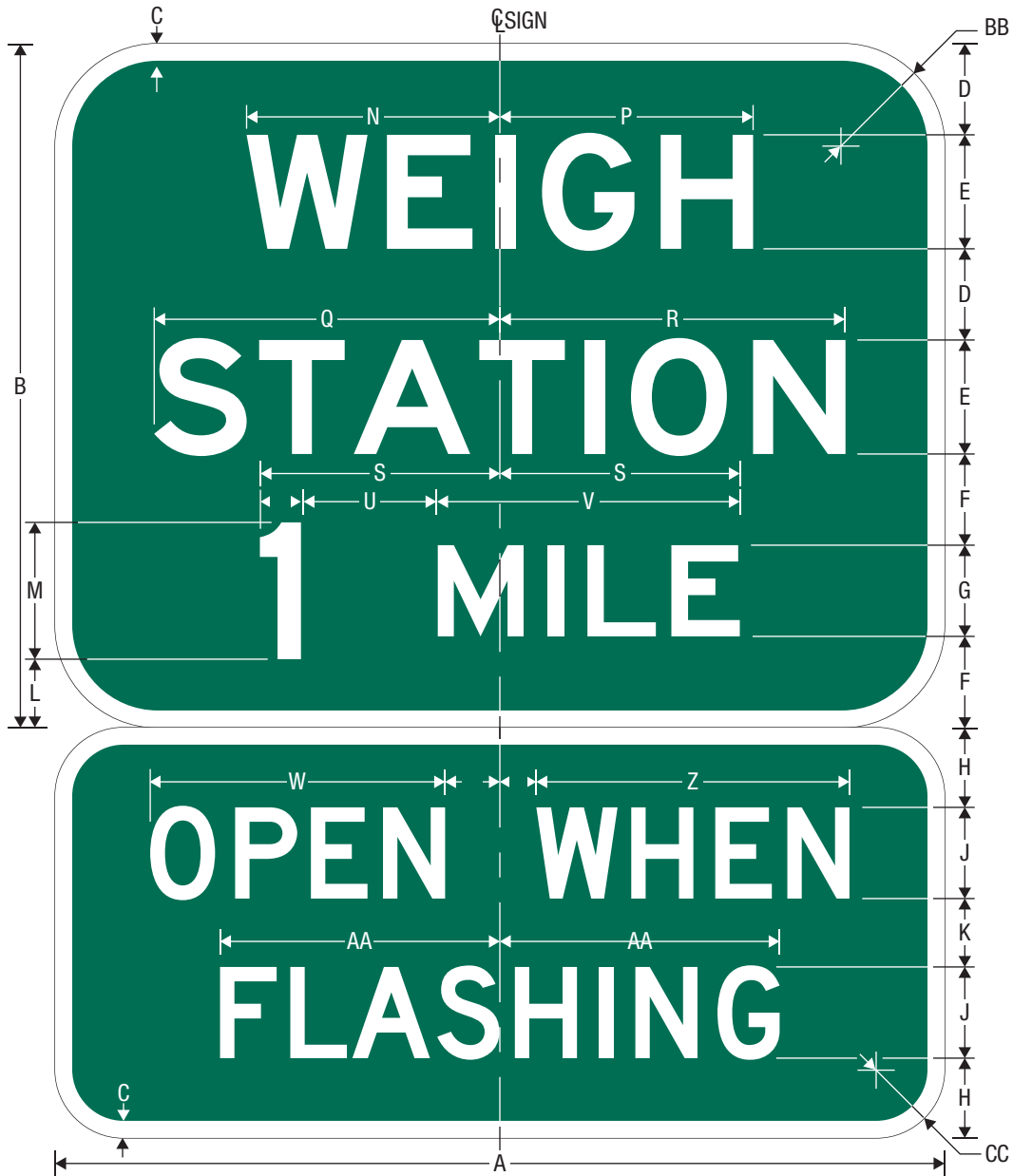
ADVANCE WEIGH STATION DISTANCE

\* Changeable legend display. Dimensions may vary.

A	B	C	D	E	F	G	H	J	K	L	M	N
60	48	1	6	8 D	7	6 D	3*	2*	8 D	5.5	9 D	15.169
78	60	1.5	8	10 E	8	8 E	4.5*	2.5*	10 E	6	12 E	22.209
96	72	1.5	9	12 E	10	10 E	6*	3*	12 E	7.5	15 E	26.651

P	Q	R	S	T	U	V	W	X	Y	Z	AA
15.169	20.452	20.452	VAR	VAR	9	VAR	24*	19.333	19.333	6	3
22.209	30.312	30.311	VAR	VAR	12	VAR	33*	28.560	28.560	9	6
26.650	36.374	36.373	VAR	VAR	15	VAR	39*	34.272	34.272	9	6

COLORS: LEGEND – WHITE (RETROREFLECTIVE)  
BACKGROUND – GREEN (RETROREFLECTIVE)



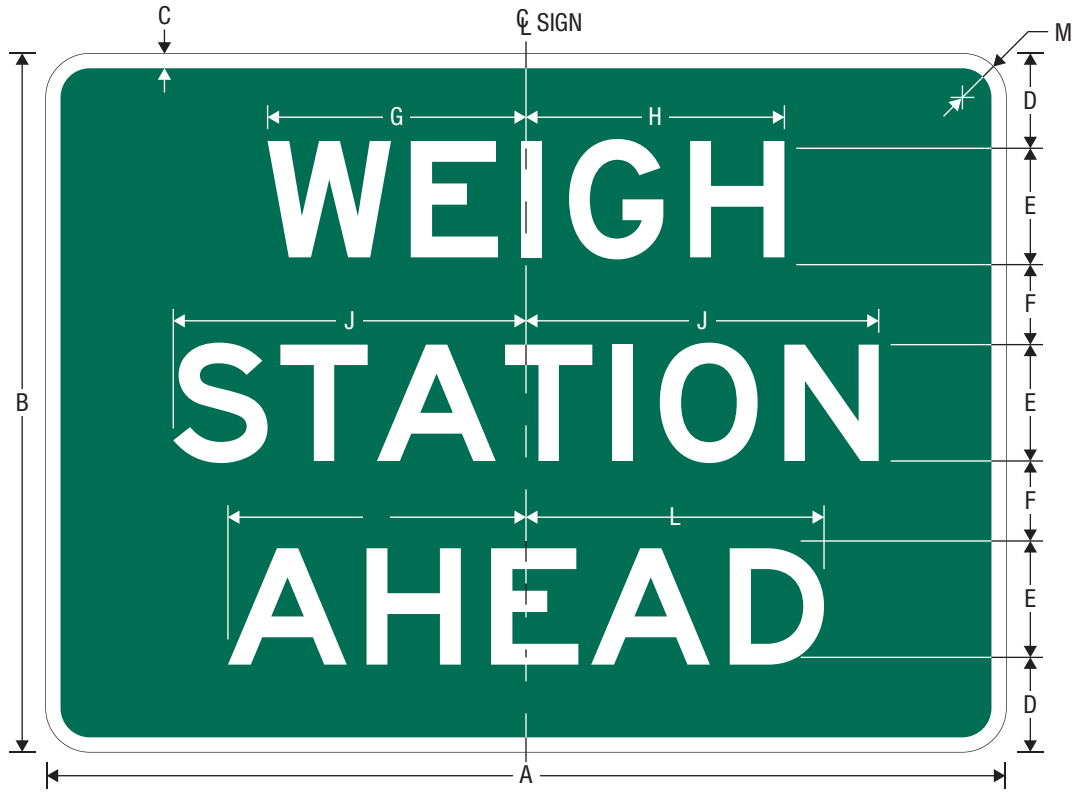
D8-1

ADVANCE WEIGH STATION DISTANCE

A	B	C	D	E	F	G	H	J	K	L	M	N	P
60	48	1	6	8 D	7	6 D	4.25	6 D	3.5	5.5	9 D	15.169	15.169
78	60	1.5	8	10 E	8	8 E	7	8 D	6	6	12 E	22.209	22.209
96	72	1.5	9	12 E	10	10 E	7.5	10 D	7	7.5	15 E	26.651	26.650

Q	R	S	T	U	V	W	X	Y	Z	AA	BB	CC
20.452	20.452	VAR	VAR	9	VAR	19.394	3.600	2.400	20.594	18.402	6	3
30.312	30.311	VAR	VAR	12	VAR	25.858	4.800	3.200	27.458	24.536	9	6
36.374	36.373	VAR	VAR	15	VAR	32.323	6	4	34.323	30.670	9	6

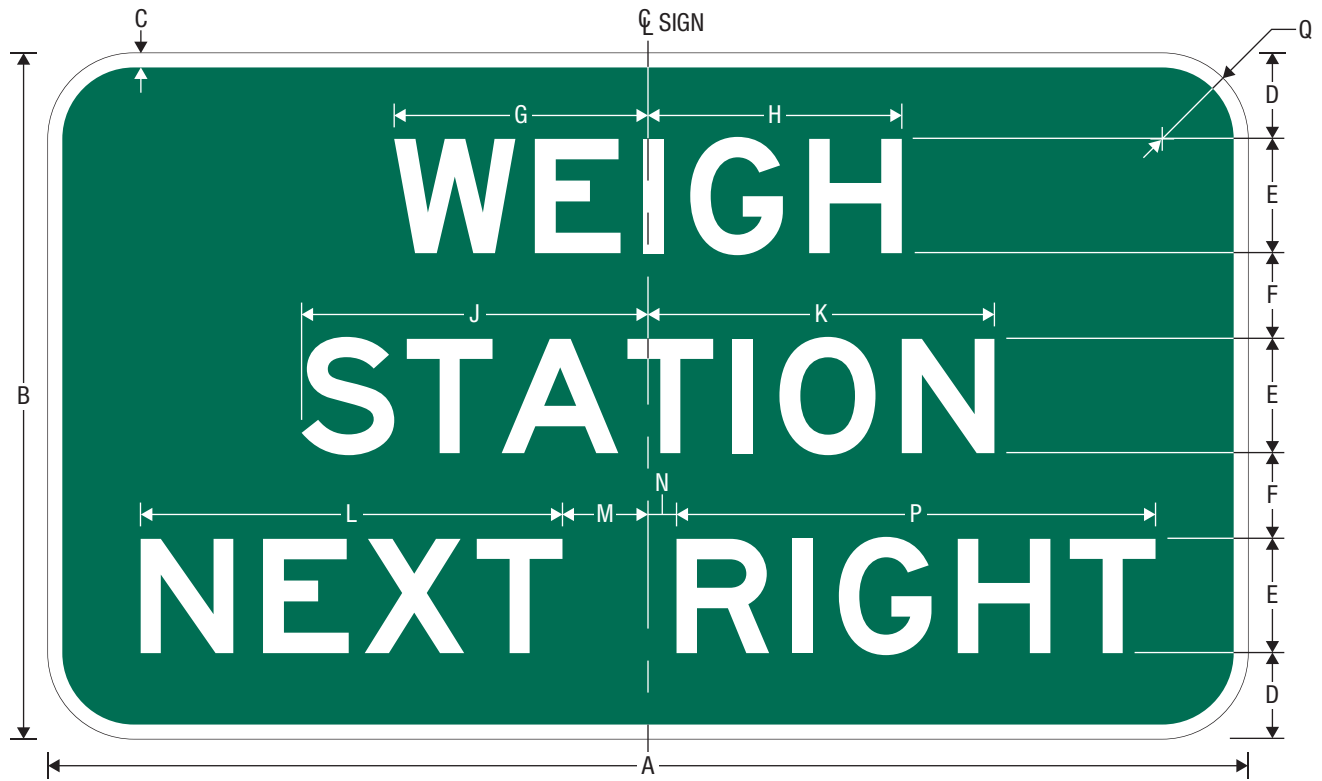
COLORS: LEGEND – WHITE (RETROREFLECTIVE)  
BACKGROUND – GREEN (RETROREFLECTIVE)



D8-1a  
WEIGH STATION AHEAD

A	B	C	D	E	F	G	H	J	K	L	M
48	36	0.75	5	6 E	4	13.326	13.325	18.187	15.368	15.367	2.25
66	48	1	6	8 E	6	17.767	17.767	24.249	20.490	20.490	3

COLORS: LEGEND, BORDER – WHITE (RETROREFLECTIVE)  
BACKGROUND – GREEN (RETROREFLECTIVE)



D8-2

WEIGH STATION ADVANCE DIRECTION

A	B	C	D	E	F	G	H
66	36	1	5	6 E	4	13.326	13.325
84	48	1	6	8 E	6	17.767	17.767
108	60	1.5	8	10 E	7	22.209	22.209
126	72	1.5	10	12 E	8	26.651	26.650

J	K	L	M	N	P	Q
18.187	18.187	22.146	4.502	1.498	25.149	3
24.249	24.249	29.528	6.002	1.998	33.352	6
30.312	30.311	36.910	7.503	2.497	41.915	6
36.374	36.373	44.292	9.003	2.997	50.298	9

COLORS: LEGEND – WHITE (RETROREFLECTIVE)  
BACKGROUND – GREEN (RETROREFLECTIVE)



D8-3

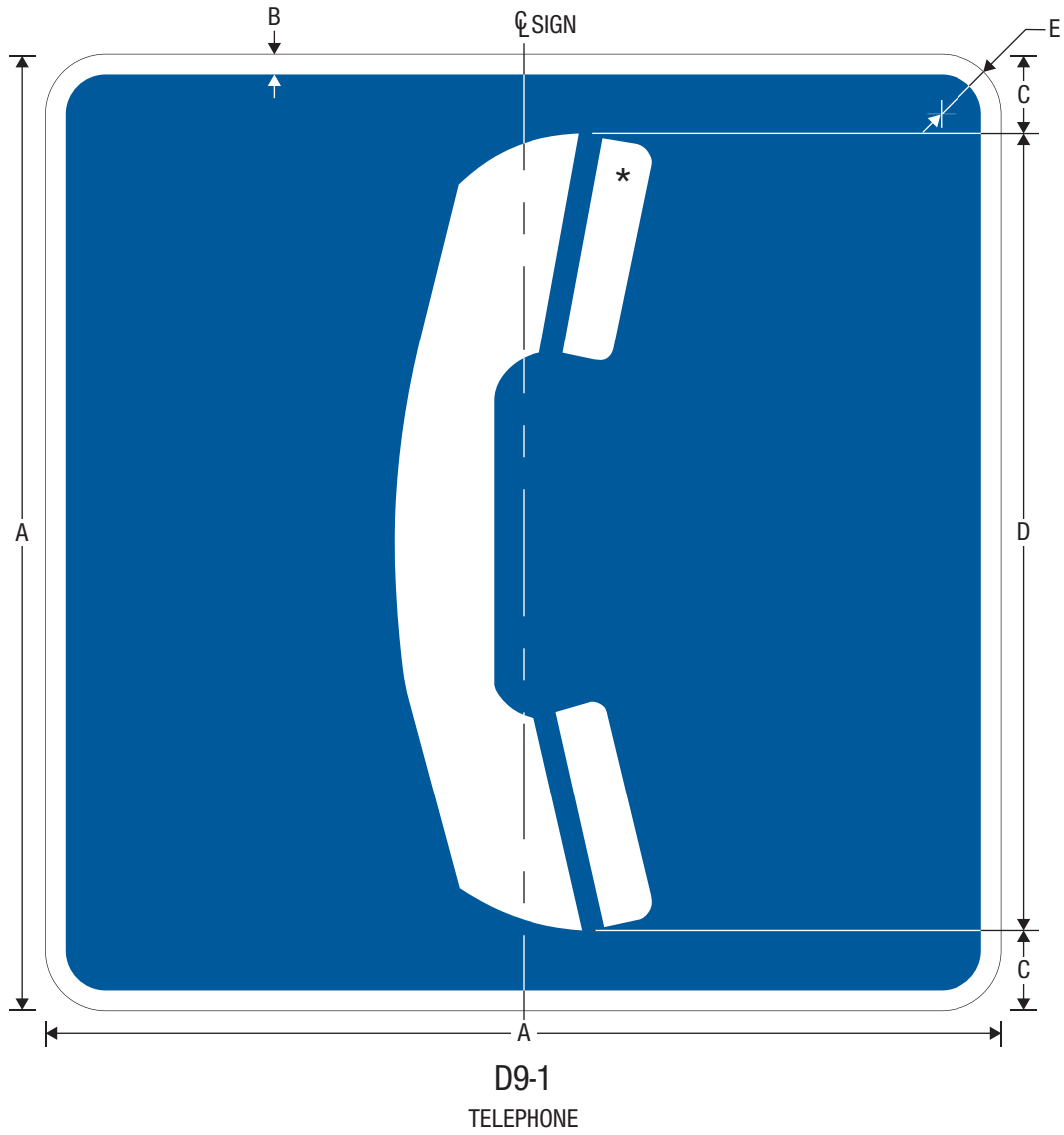
WEIGH STATION ENTRANCE DIRECTION

\*See page 7-1 for Type A arrow design and page 7-3 for Type D arrow design.

A	B	C	D	E	F	G	H	J
48	42	1	5	6 E	4.5	4.5	4.068	13.326
66	60	1.5	7	8 E	6	6	5.847	17.767
84	72	1.5	9	10 E	7.5	7.5	4.976	22.209
96	78	1.5	10	12 E	9	7	4.976	26.651

K	L	M	N	P	Q	R	S
13.325	18.187	18.187	5.966	5.966	10	15	3
17.767	24.249	24.249	9.577	9.576	15.125	24.25	9
22.209	30.312	30.311	11.512	11.512	18.25	29.25	9
26.650	36.374	36.373	11.512	11.512	18.25	29.25	9


COLORS: LEGEND, BORDER – WHITE (RETROREFLECTIVE)  
BACKGROUND – GREEN (RETROREFLECTIVE)



\* See page 8-57 for symbol design.

A	B	C	D	E
24	0.5	2	20	1.5
30	0.75	2.5	25	1.875

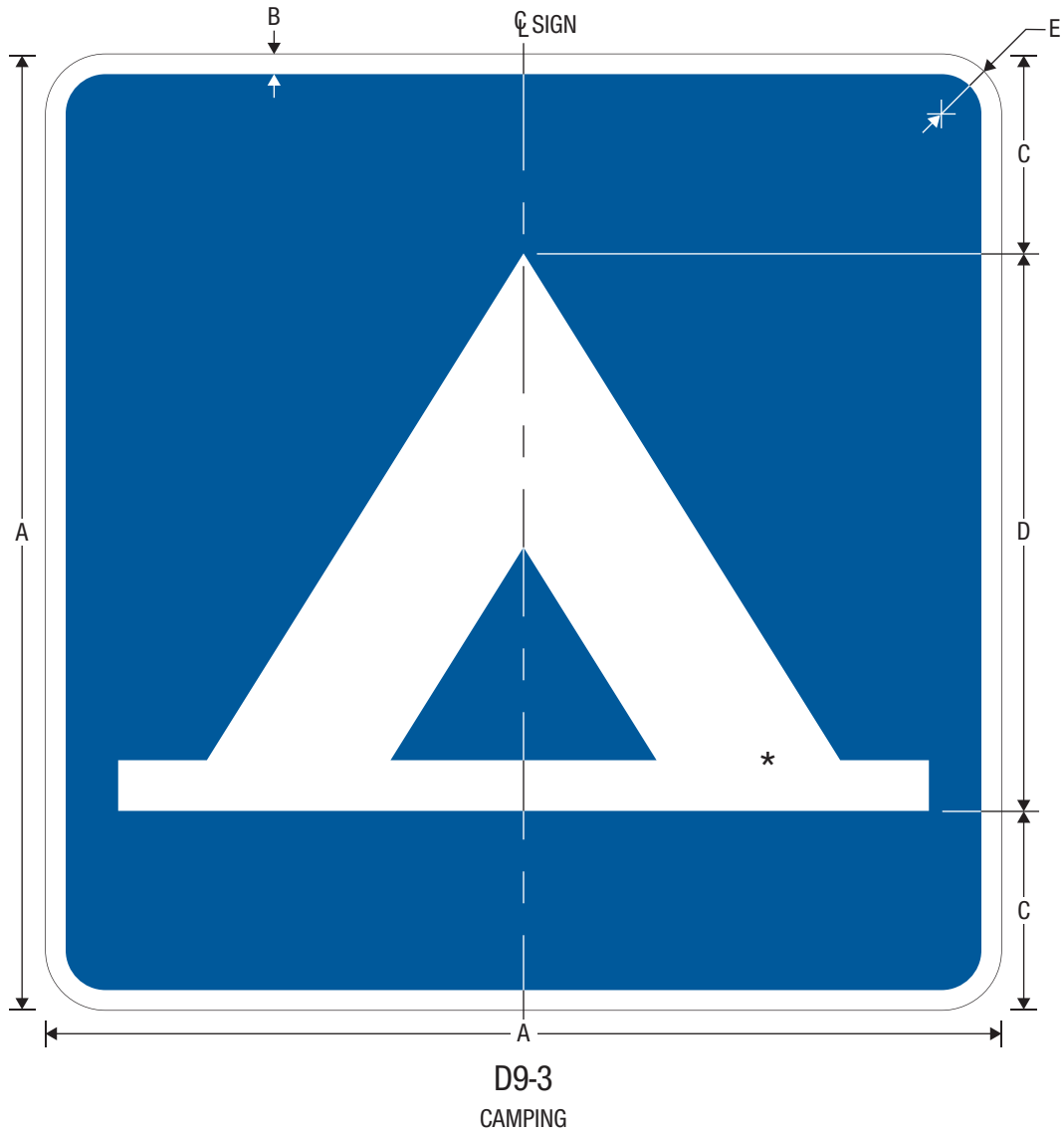
COLORS: LEGEND, BORDER — WHITE (RETROREFLECTIVE)  
BACKGROUND — BLUE (RETROREFLECTIVE)



D9-2  
HOSPITAL

A	B	C	D	E	F	G
24	0.5	3	18 E(m)	7.295	7.294	1.5
30	0.75	3.75	22.5 E(m)	9.118	9.118	1.875

COLORS: LEGEND, BORDER – WHITE (RETROREFLECTIVE)  
BACKGROUND – BLUE (RETROREFLECTIVE)



\* See page 8-58 for symbol design.

A	B	C	D	E
24	0.5	5	14	1.5
30	0.75	6.25	17.5	1.875

COLORS: LEGEND, BORDER — WHITE (RETROREFLECTIVE)  
BACKGROUND — BLUE (RETROREFLECTIVE)




D9-4  
LITTER CONTAINER

\* See page 8-14 for symbol design.

A	B	C	D	E	F
24	30	0.5	5	20	1.5
36	48	0.75	8	32	2.25

COLORS: LEGEND, BORDER – WHITE (RETROREFLECTIVE)  
BACKGROUND – BLUE (RETROREFLECTIVE)



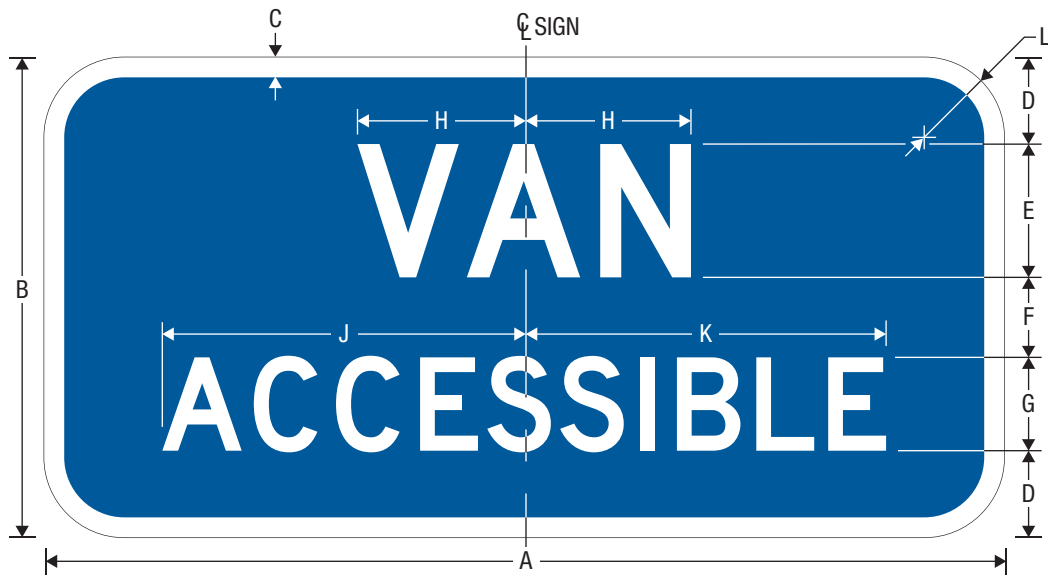
D9-6

INTERNATIONAL SYMBOL OF ACCESSIBILITY

\* See page 8-45 for symbol design.

A	B	C	D	E
24	0.5	2	20	1.5
30	0.75	2.5	25	1.875

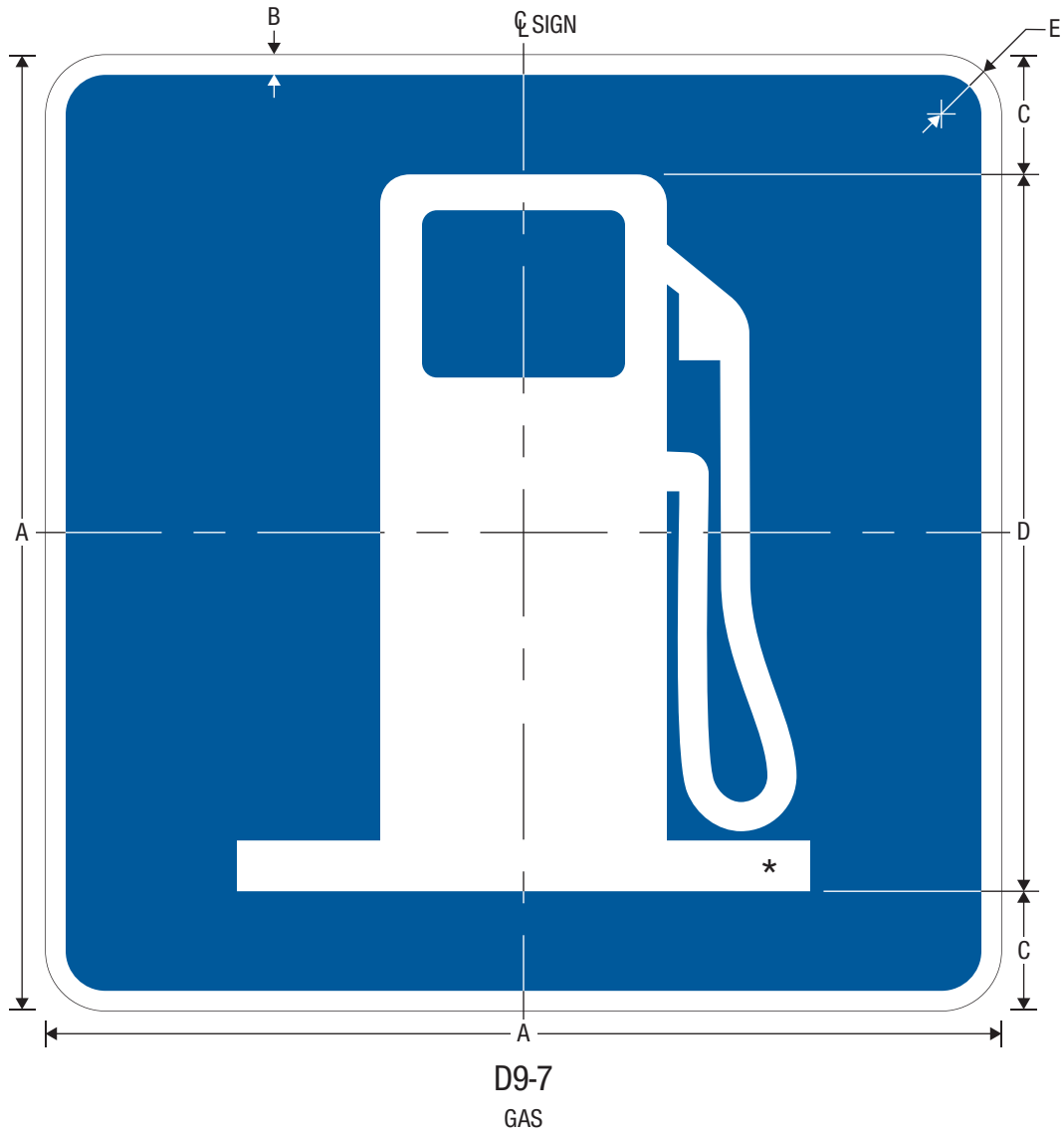
COLORS: LEGEND, BORDER – WHITE (RETROREFLECTIVE)  
BACKGROUND – BLUE (RETROREFLECTIVE)



D9-6P  
VAN ACCESSIBLE (PLAQUE)

A	B	C	D	E	F	G	H	J	K	L
18	9	0.375	1.625	2.5 D	1.5	1.75 D	3.127	6.786	6.785	1.5


COLORS: LEGEND, BORDER – WHITE (RETROREFLECTIVE)  
BACKGROUND – BLUE (RETROREFLECTIVE)



\* See page 8-11 for symbol design.

A	B	C	D	E
24	0.5	3	18	1.5
30	0.75	3.75	22.5	1.875

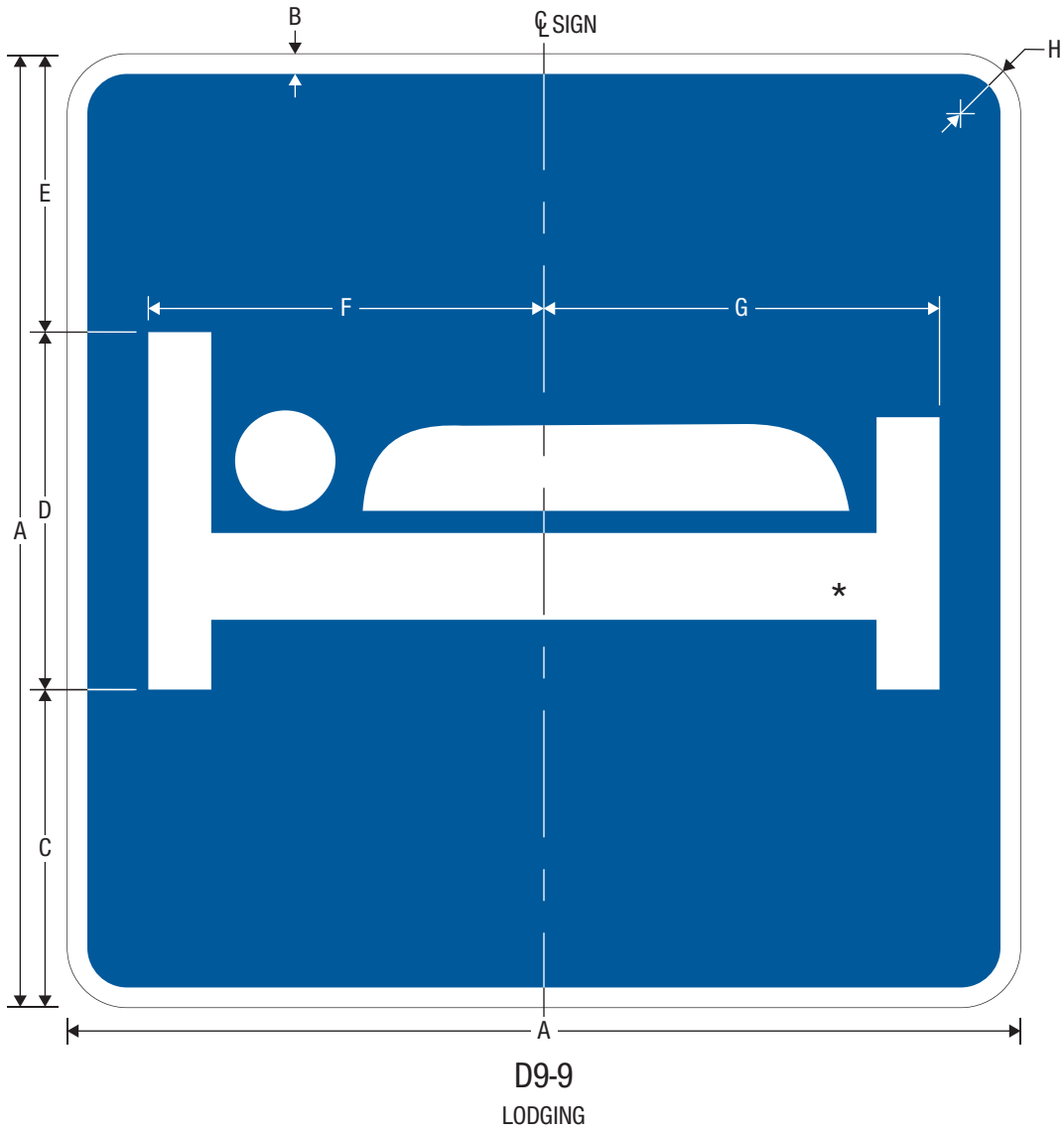
COLORS: LEGEND, BORDER – WHITE (RETROREFLECTIVE)  
BACKGROUND – BLUE (RETROREFLECTIVE)



\* See page 8-59 for symbol design.

A	B	C	D	E	F
24	0.5	2	20	10	1.5
30	0.75	2.5	25	12.5	1.875

COLORS: LEGEND, BORDER — WHITE (RETROREFLECTIVE)  
BACKGROUND — BLUE (RETROREFLECTIVE)



\* See page 8-60 for symbol design.

A	B	C	D	E	F	G	H
24	0.5	8	9	7	9.965	9.964	1.5
30	0.75	10.25	11.25	8.5	12.456	12.455	1.875

COLORS: LEGEND, BORDER — WHITE (RETROREFLECTIVE)  
BACKGROUND — BLUE (RETROREFLECTIVE)

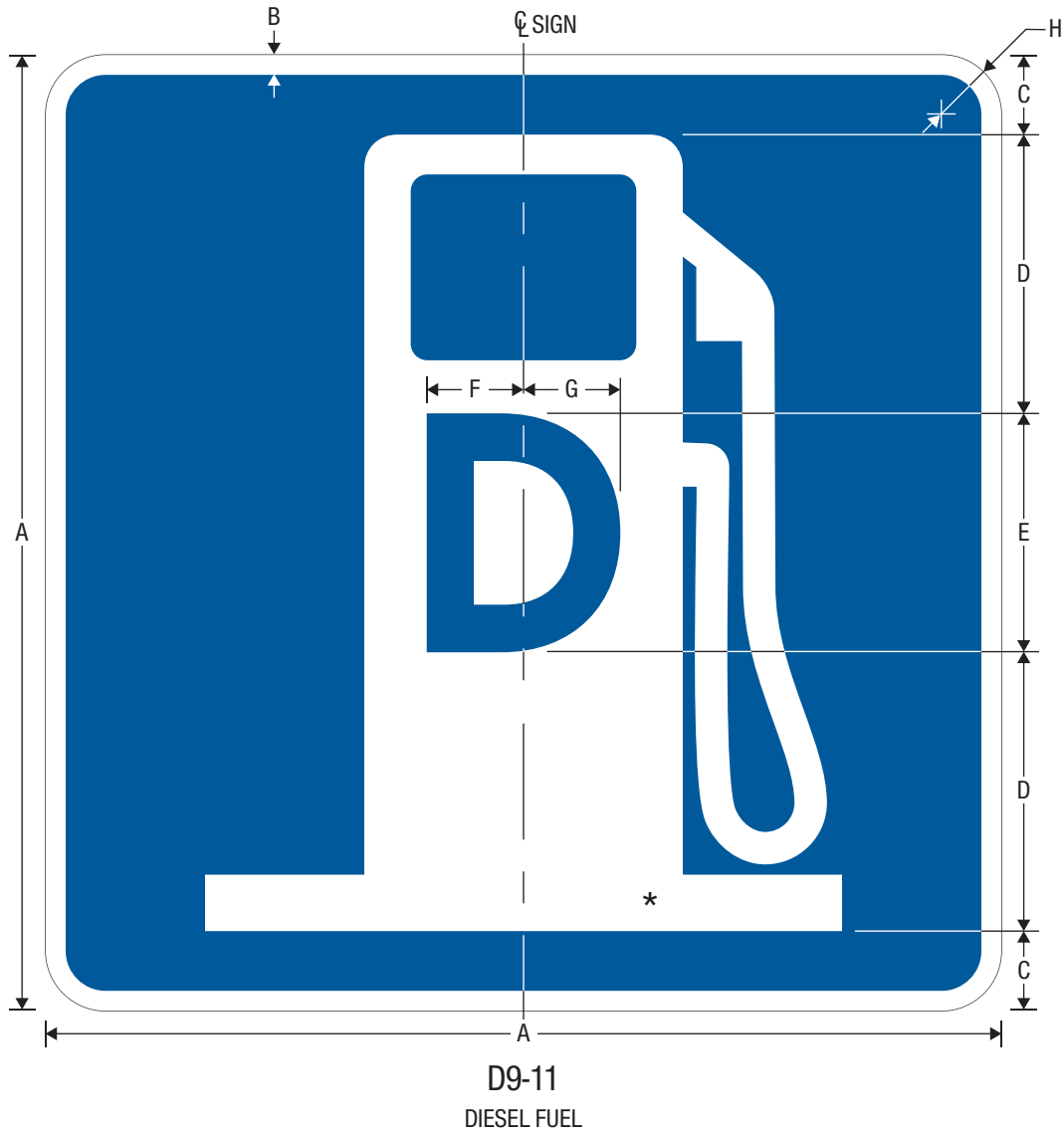


D9-10  
TOURIST INFORMATION

\* Reduce Spacing 50%.

A	B	C	D	E	F	G
24	0.5	6	12 B*	10.055	10.054	1.5
30	0.75	7.5	15 B*	12.568	12.568	1.875

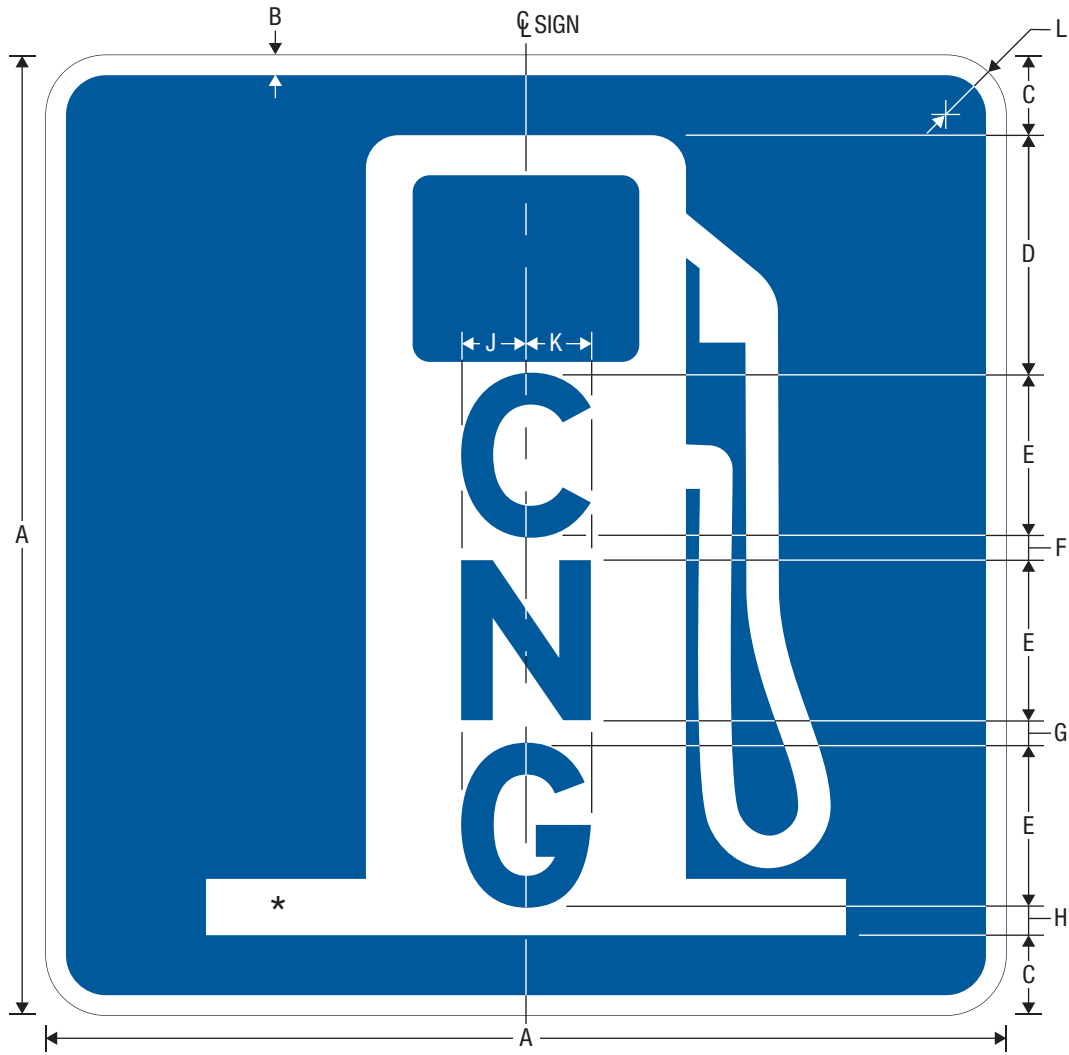
COLORS: LEGEND, BORDER – WHITE (RETROREFLECTIVE)  
BACKGROUND – BLUE (RETROREFLECTIVE)



\* See page 8-11 for symbol design.

A	B	C	D	E	F	G	H
24	0.5	2	7	6 E(m)	2.432	2.431	1.5
30	0.75	2.5	8.5	8 E(m)	3.242	3.242	1.875

COLORS: LEGEND, BORDER – WHITE (RETROREFLECTIVE)  
BACKGROUND – BLUE (RETROREFLECTIVE)



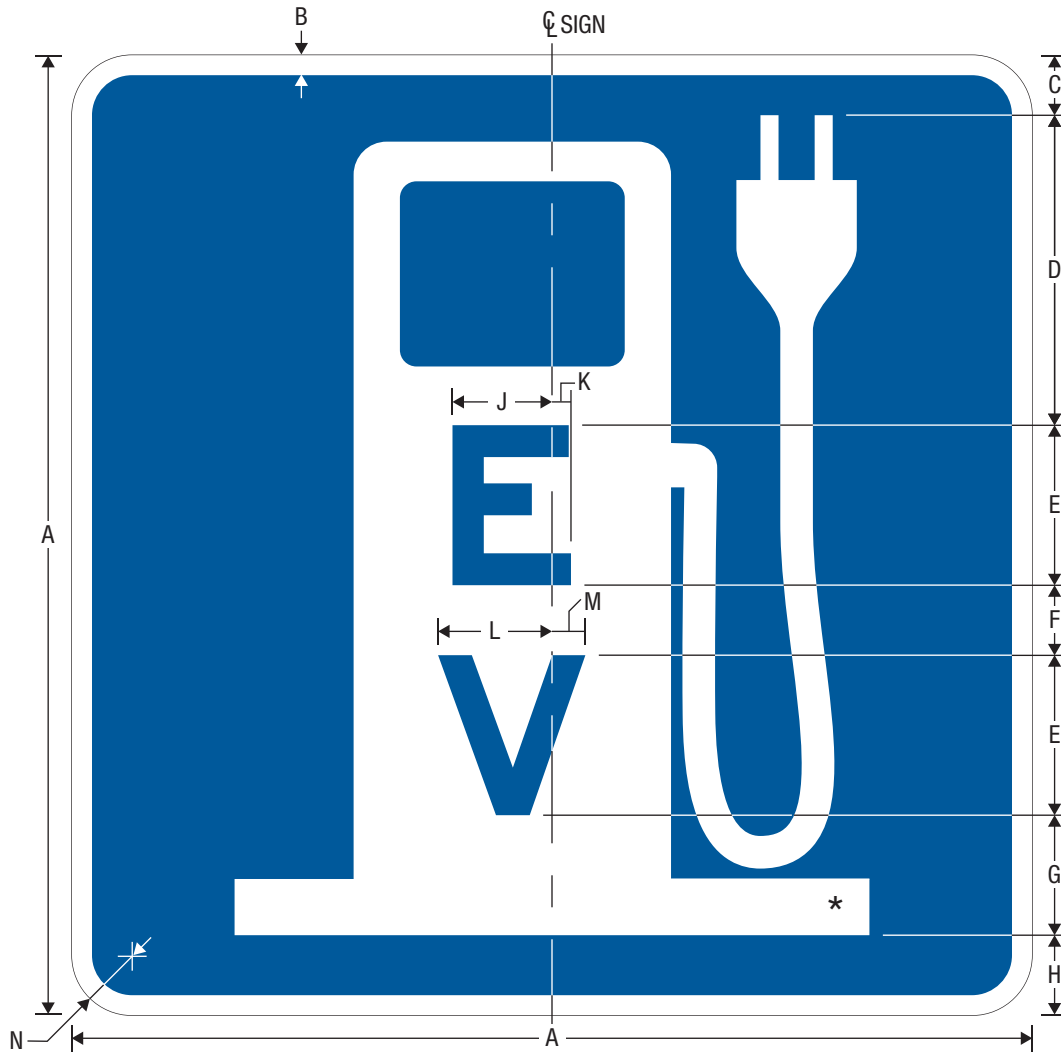
D9-11a

ALTERNATIVE FUEL - COMPRESSED NATURAL GAS

\* See page 8-11 for symbol design.

A	B	C	D	E	F	G	H	J	K	L
18	0.5	1.5	4.5	3 E(m)	0.5	0.5	0.5	1.216	1.216	1.5
24	0.5	2	6	4 E(m)	0.625	0.625	0.75	1.621	1.621	1.5
30	0.75	2.5	7.625	5 E(m)	0.688	0.687	1	2.027	2.026	1.875

COLORS: LEGEND, BORDER – WHITE (RETROREFLECTIVE)  
BACKGROUND – BLUE (RETROREFLECTIVE)

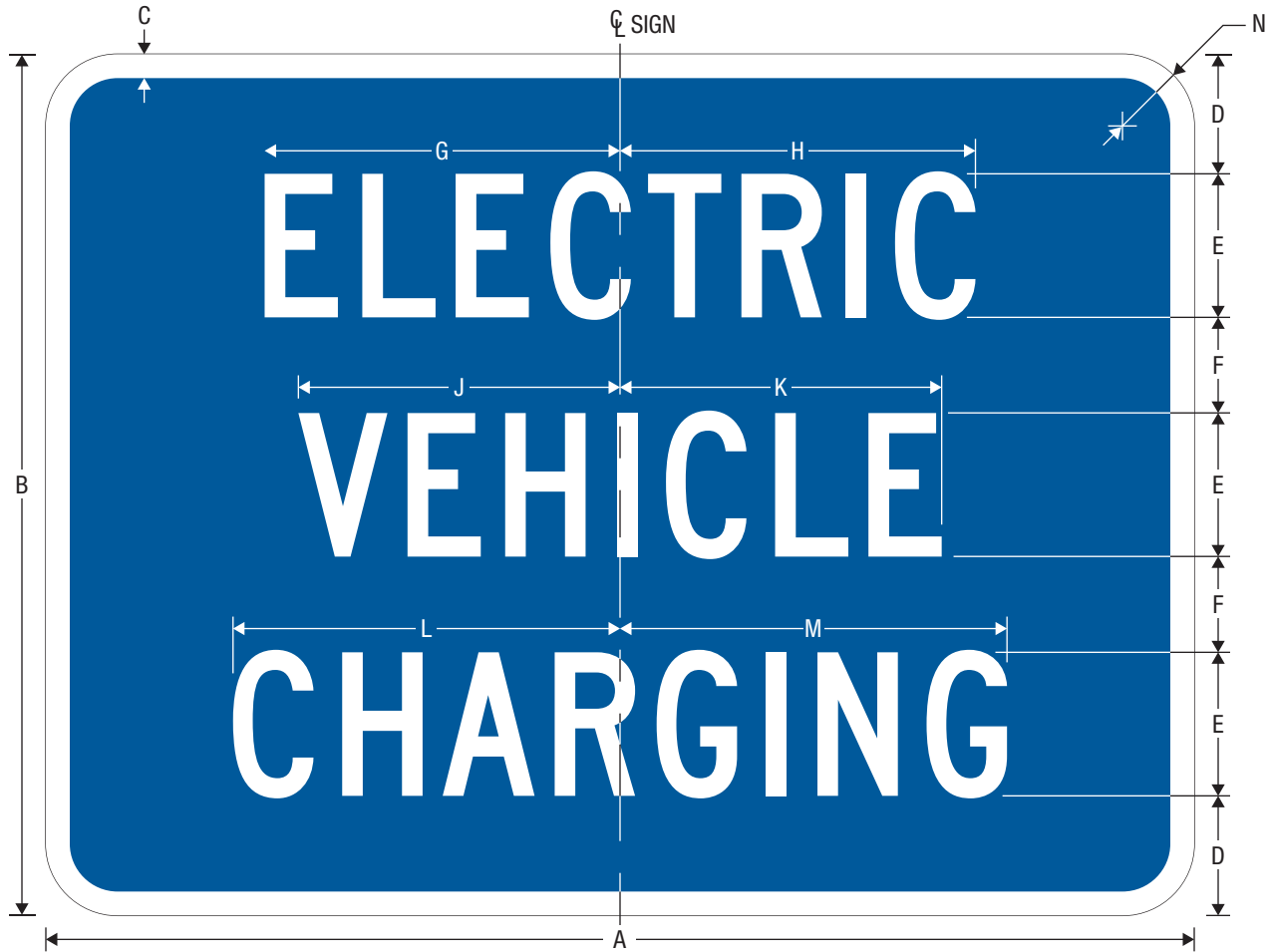


D9-11b  
ELECTRIC VEHICLE CHARGING

\* See page 8-10 for symbol design.

A	B	C	D	E	F	G	H	J	K	L	M	N
18	0.5	1.125	5.75	3 E(m)	1.375	2.25	1.5	1.866	0.356	2.136	0.626	1.5
24	0.5	1.5	7.75	4 E(m)	1.75	3	2	2.488	0.474	2.848	0.834	1.5
30	0.75	1.875	9.625	5 E(m)	2	4	2.5	3.110	0.593	3.560	1.043	1.875

COLORS: LEGEND, BORDER – WHITE (RETROREFLECTIVE)  
BACKGROUND – BLUE (RETROREFLECTIVE)

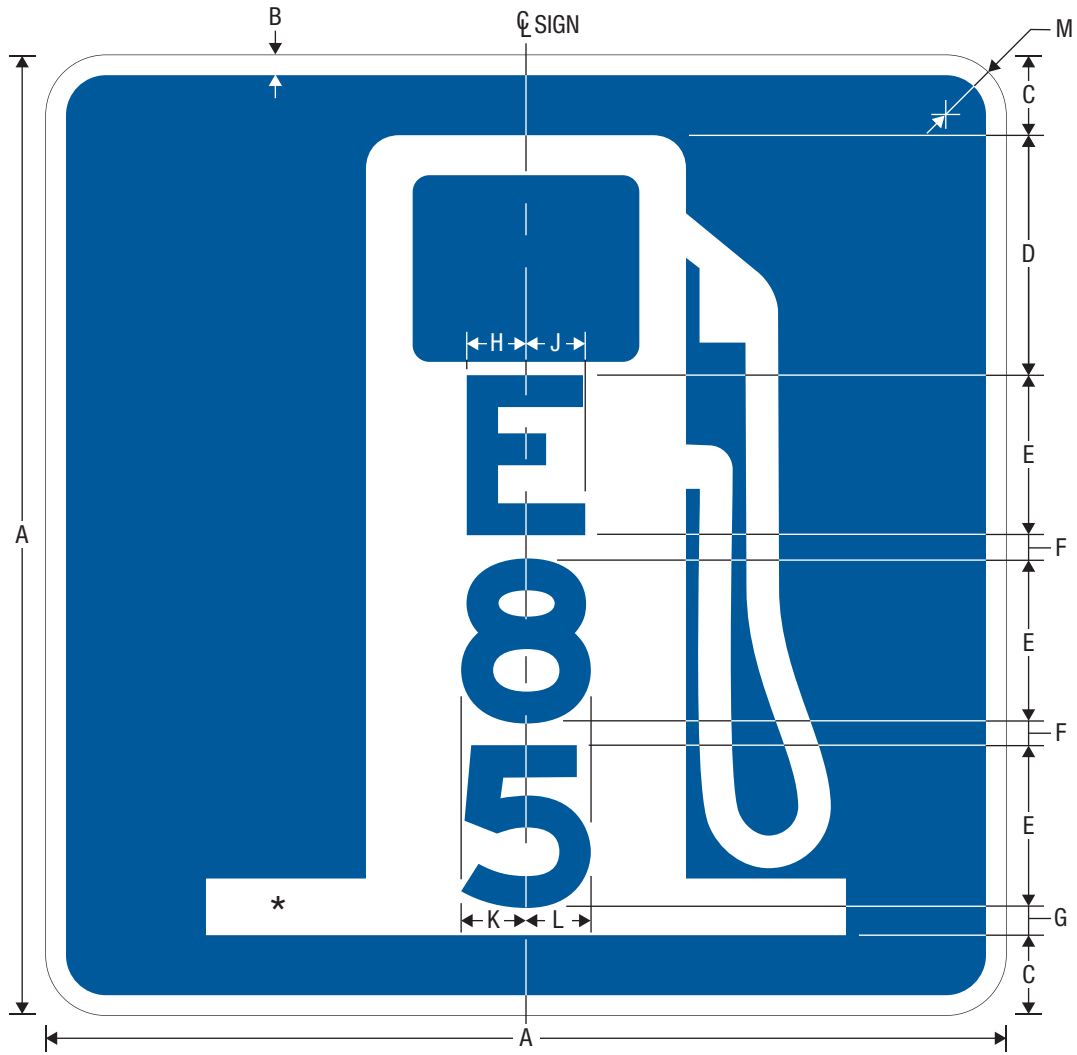


D9-11bP

ELECTRIC VEHICLE CHARGING (PLAQUE)

A	B	C	D	E	F	G	H	J	K	L	M	N
24	18	0.5	2.5	3 C	2	7.428	7.427	6.723	6.722	8.088	8.087	1.5
30	24	0.75	3.25	4 C	2.75	9.904	9.903	8.963	8.963	10.784	10.783	1.875

COLORS: LEGEND, BORDER – WHITE (RETROREFLECTIVE)  
BACKGROUND – BLUE (RETROREFLECTIVE)

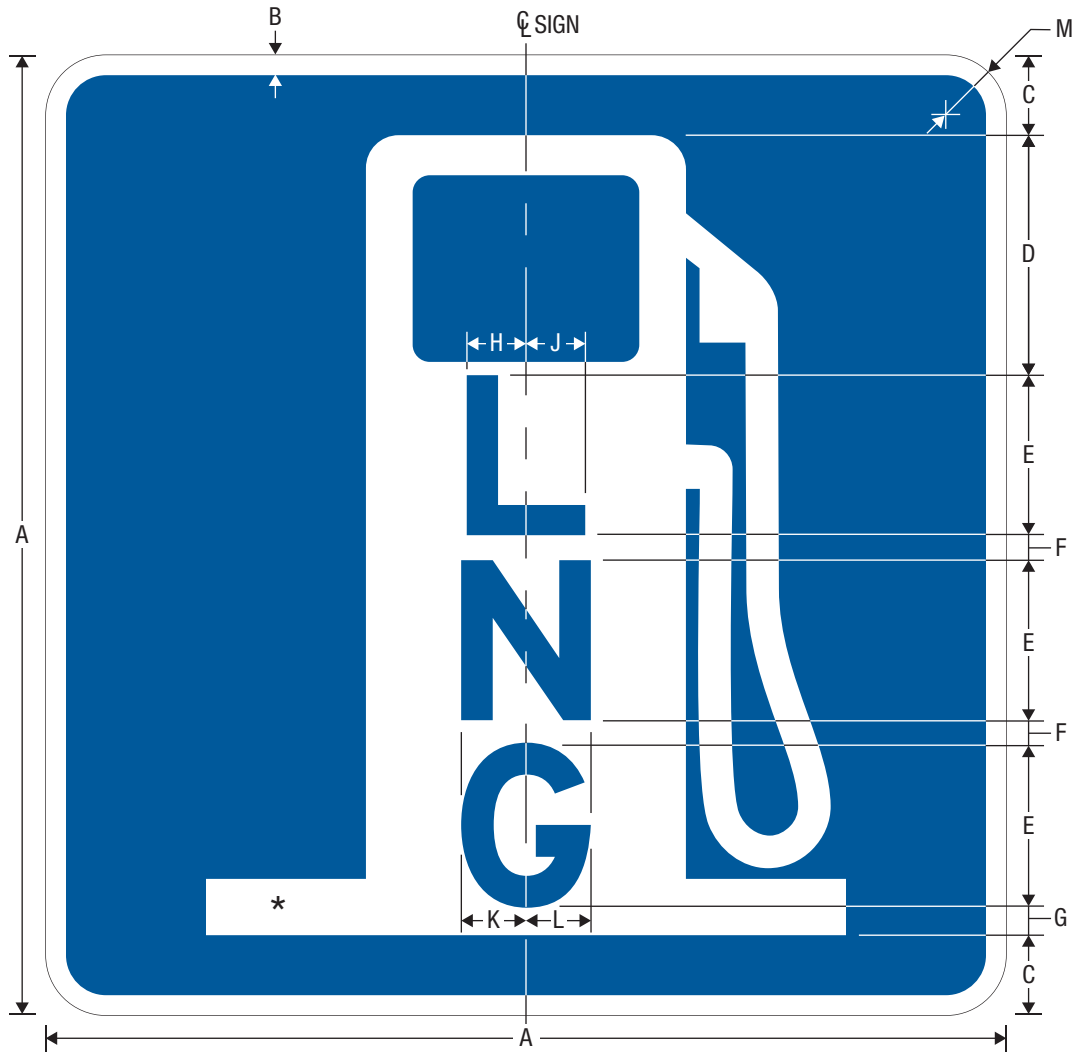


D9-11c  
ALTERNATIVE FUEL - ETHANOL

\* See page 8-11 for symbol design.

A	B	C	D	E	F	G	H	J	K	L	M
18	0.5	1.5	4.5	3 E(m)	0.5	0.5	1.111	1.111	1.216	1.216	1.5
24	0.5	2	6	4 E(m)	0.625	0.75	1.481	1.481	1.621	1.621	1.5
30	0.75	2.5	7.5	5 E(m)	0.75	1	1.852	1.851	2.027	2.026	1.875

COLORS: LEGEND, BORDER – WHITE (RETROREFLECTIVE)  
BACKGROUND – BLUE (RETROREFLECTIVE)



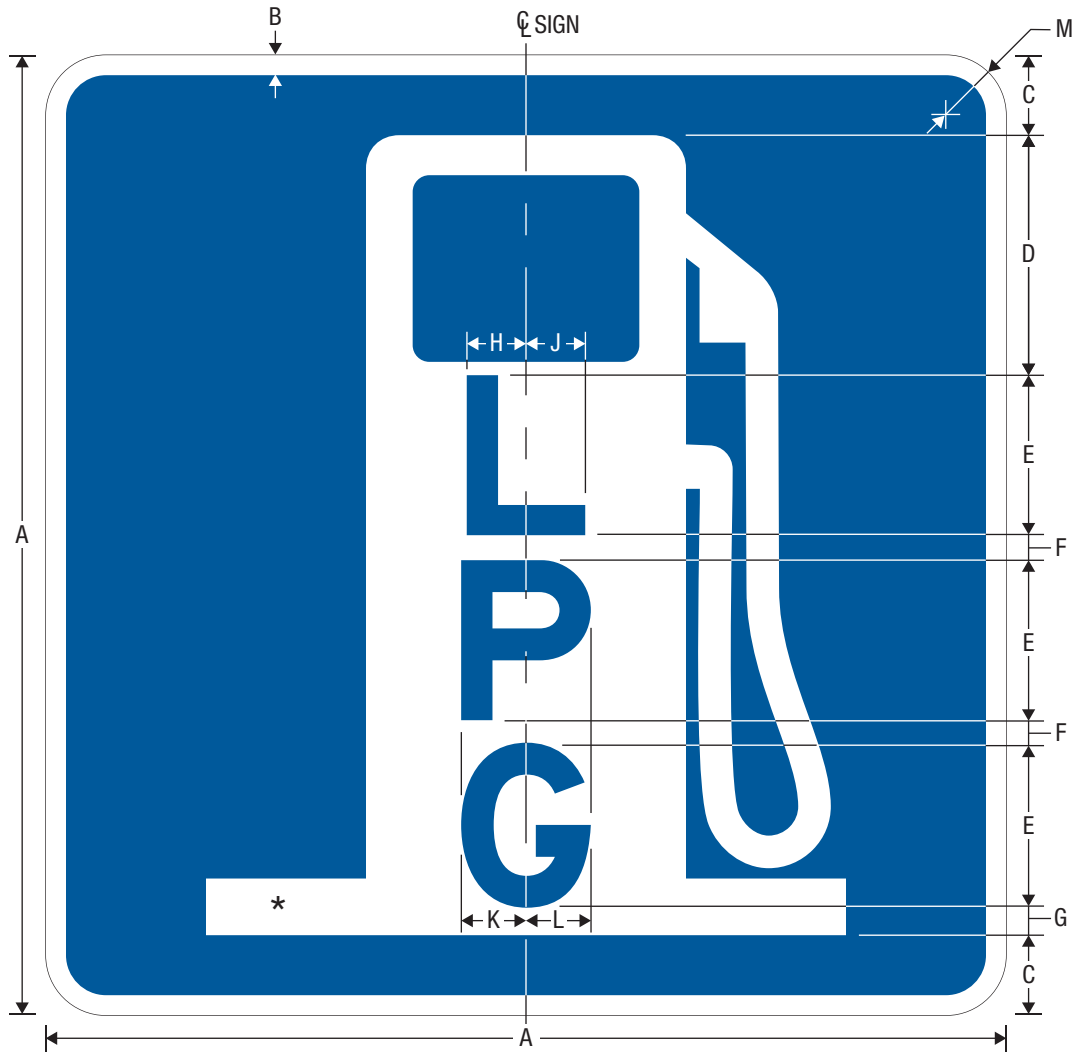
D9-11d

ALTERNATIVE FUEL - LIQUEFIED NATURAL GAS

\* See page 8-11 for symbol design.

A	B	C	D	E	F	G	H	J	K	L	M
18	0.5	1.5	4.5	3 E(m)	0.5	0.5	1.111	1.111	1.216	1.216	1.5
24	0.5	2	6	4 E(m)	0.625	0.75	1.481	1.481	1.621	1.621	1.5
30	0.75	2.5	7.5	5 E(m)	0.75	1	1.852	1.851	2.027	2.026	1.875

COLORS: LEGEND, BORDER – WHITE (RETROREFLECTIVE)  
BACKGROUND – BLUE (RETROREFLECTIVE)



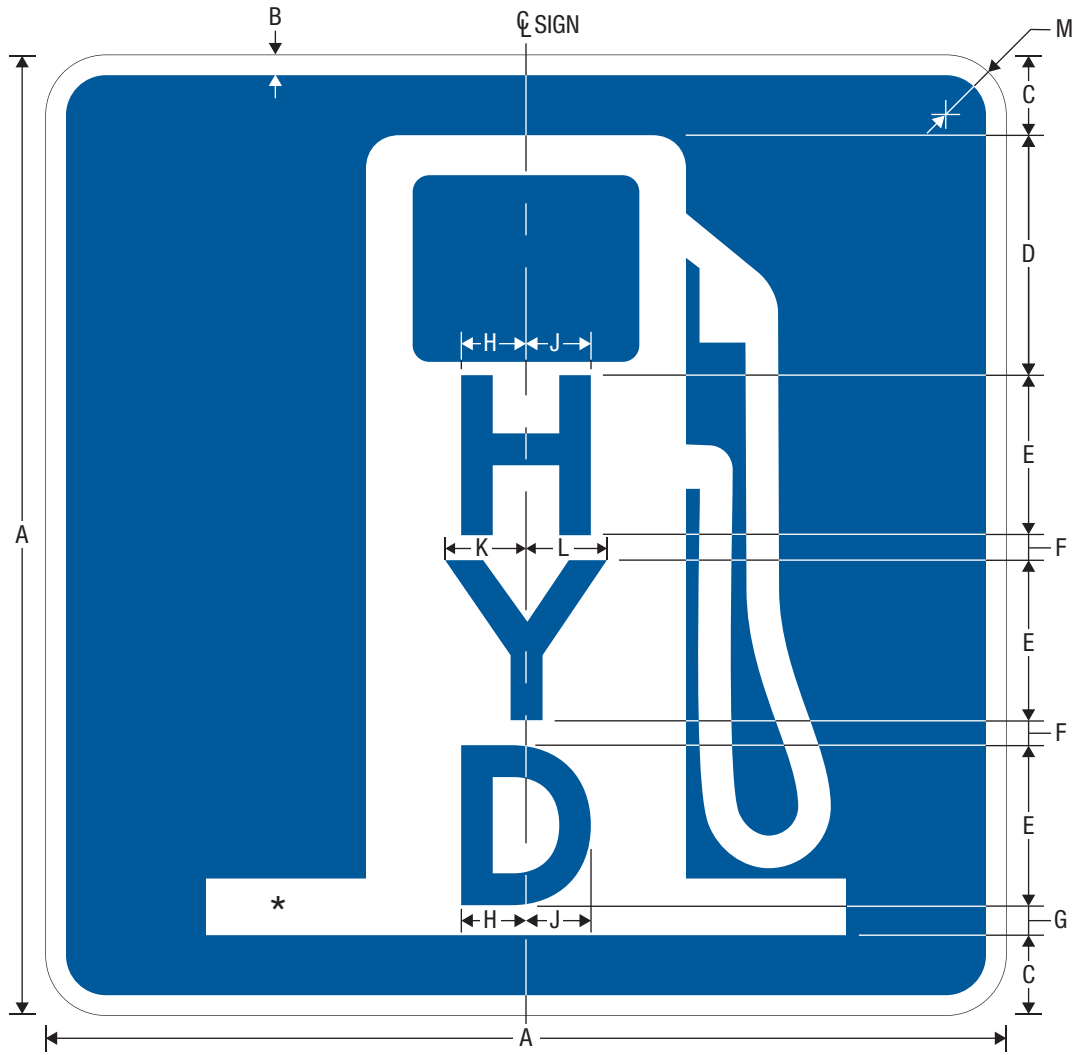
D9-11e

ALTERNATIVE FUEL - LIQUEFIED PETROLEUM GAS

\* See page 8-11 for symbol design.

A	B	C	D	E	F	G	H	J	K	L	M
18	0.5	1.5	4.5	3 E(m)	0.5	0.5	1.111	1.111	1.216	1.216	1.5
24	0.5	2	6	4 E(m)	0.625	0.75	1.481	1.481	1.621	1.621	1.5
30	0.75	2.5	7.5	5 E(m)	0.75	1	1.852	1.851	2.027	2.026	1.875

COLORS: LEGEND, BORDER – WHITE (RETROREFLECTIVE)  
BACKGROUND – BLUE (RETROREFLECTIVE)

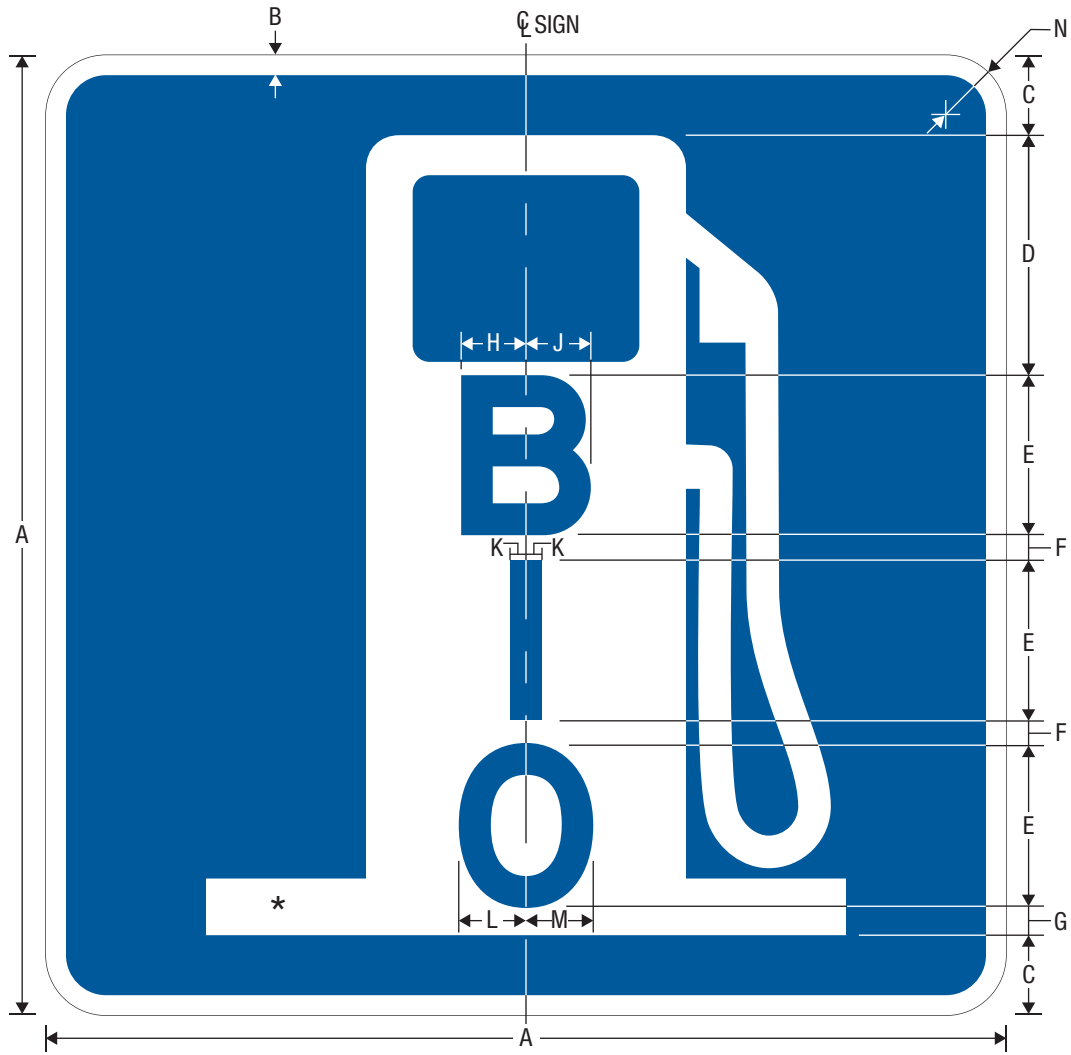


D9-11f  
ALTERNATIVE FUEL - HYDROGEN

\* See page 8-11 for symbol design.

A	B	C	D	E	F	G	H	J	K	L	M
18	0.5	1.5	4.5	3 E(m)	0.5	0.5	1.216	1.216	1.516	1.516	1.5
24	0.5	2	6	4 E(m)	0.625	0.75	1.621	1.621	2.022	2.021	1.5
30	0.75	2.5	7.5	5 E(m)	0.75	1	2.027	2.026	2.527	2.527	1.875

COLORS: LEGEND, BORDER – WHITE (RETROREFLECTIVE)  
BACKGROUND – BLUE (RETROREFLECTIVE)



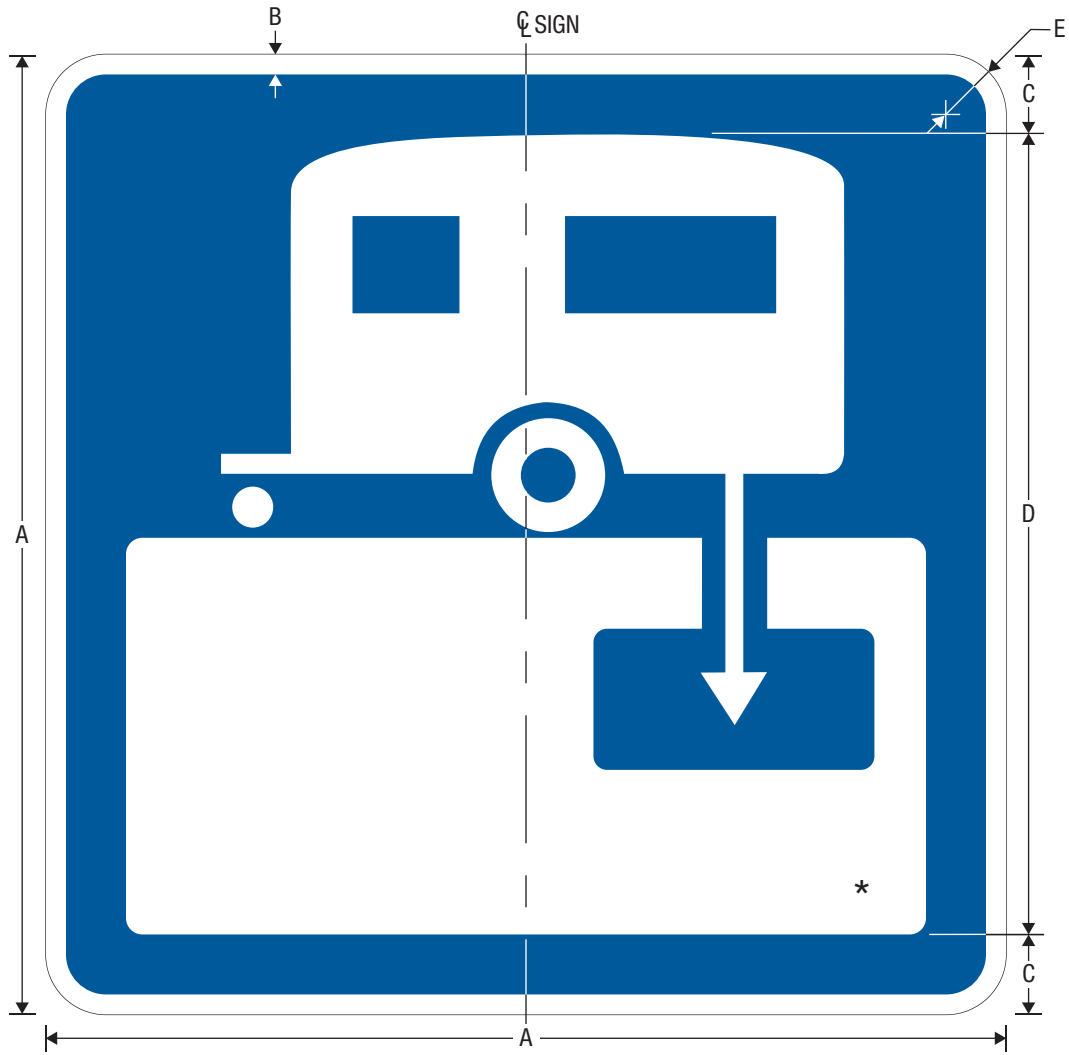
D9-11g

ALTERNATIVE FUEL - BIOFUEL

\* See page 8-11 for symbol design.

A	B	C	D	E	F	G	H	J	K	L	M	N
24	0.5	2	6	4 E(m)	0.625	0.75	1.621	1.621	0.400	1.681	1.681	1.5
30	0.75	2.5	7.5	5 E(m)	0.75	1	2.027	2.026	0.5	2.102	2.101	1.875

COLORS: LEGEND, BORDER — WHITE (RETROREFLECTIVE)  
BACKGROUND — BLUE (RETROREFLECTIVE)




D9-12  
RV SANITARY STATION

\* See page 8-61 for symbol design.

A	B	C	D	E
24	0.5	2	20	1.5
30	0.75	2.5	25	1.875

COLORS: LEGEND, BORDER – WHITE (RETROREFLECTIVE)  
BACKGROUND – BLUE (RETROREFLECTIVE)

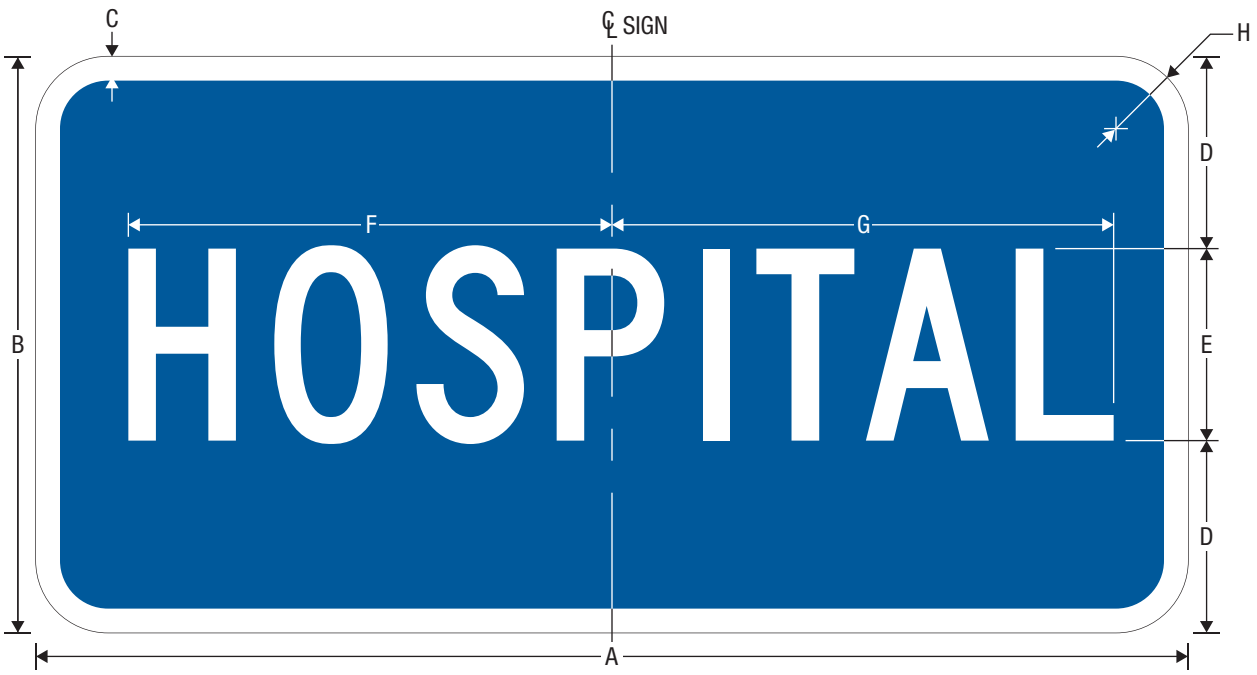


D9-13  
EMERGENCY MEDICAL SERVICES

\* See page 8-62 for symbol design.

A	B	C	D	E
24	0.5	2	20	1.5
30	0.75	2.5	25	1.875

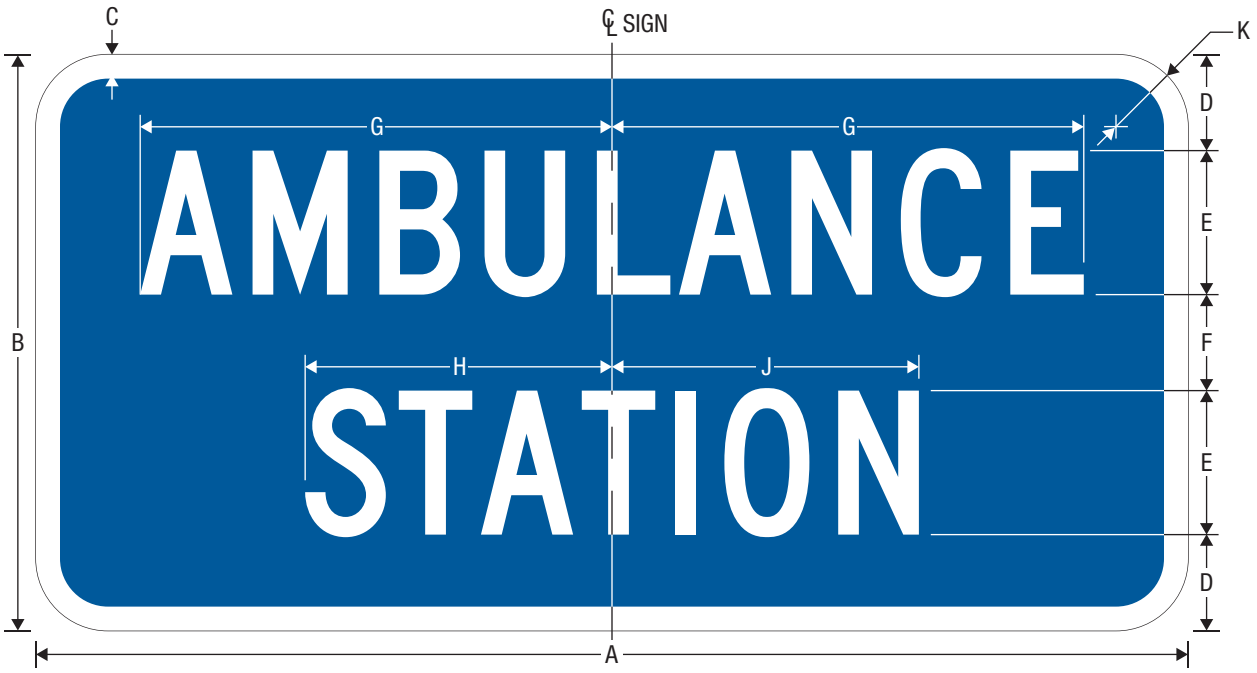
COLORS: LEGEND, BORDER — WHITE (RETROREFLECTIVE)  
BACKGROUND — BLUE (RETROREFLECTIVE)



D9-13aP  
HOSPITAL (PLAQUE)

A	B	C	D	E	F	G	H
24	12	0.5	4	4 C	10.077	10.451	1.5
30	12	0.5	3.5	5 C	12.518	13.142	1.5

COLORS: LEGEND, BORDER – WHITE (RETROREFLECTIVE)  
BACKGROUND – BLUE (RETROREFLECTIVE)

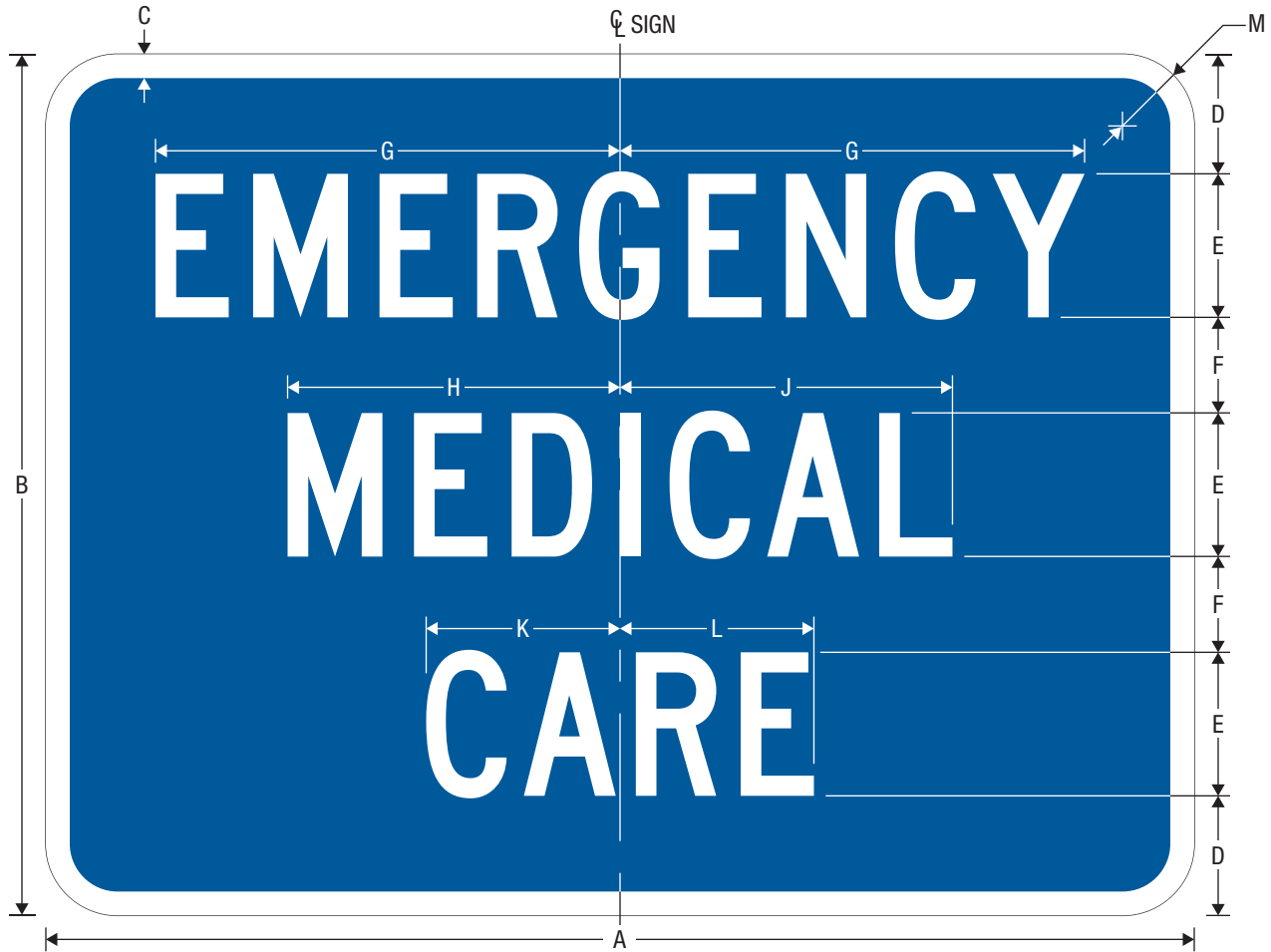


D9-13bP

AMBULANCE STATION (PLAQUE)

A	B	C	D	E	F	G	H	J	K
24	12	0.5	2	3 C	2	9.829	6.393	6.392	1.5
30	15	0.5	2.375	4 C	2.25	13.105	8.523	8.523	1.5

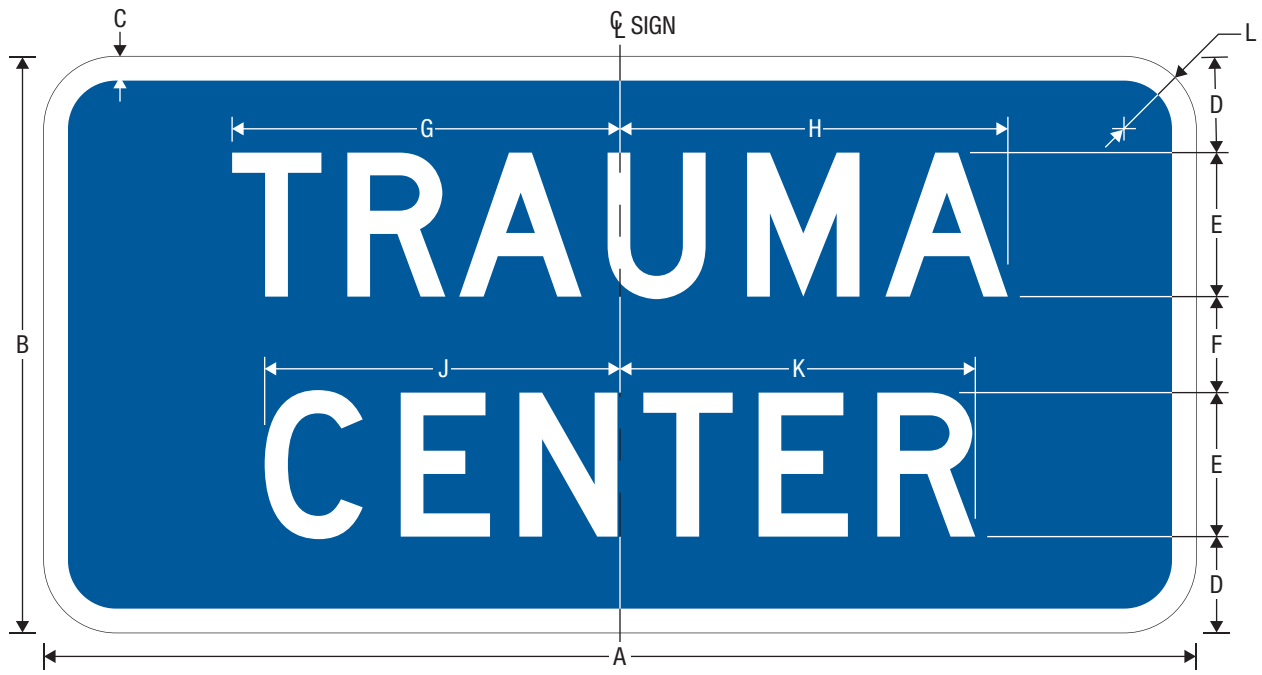
COLORS: LEGEND, BORDER — WHITE (RETROREFLECTIVE)  
BACKGROUND — BLUE (RETROREFLECTIVE)



D9-13cP  
EMERGENCY MEDICAL CARE (PLAQUE)

A	B	C	D	E	F	G	H	J	K	L	M
24	18	0.5	2.5	3 C	2	9.709	6.948	6.947	4.052	4.051	1.5
30	24	0.75	3.25	4 C	2.75	12.945	9.264	9.263	5.402	5.402	1.5

COLORS: LEGEND, BORDER – WHITE (RETROREFLECTIVE)  
BACKGROUND – BLUE (RETROREFLECTIVE)



D9-13dP  
TRAUMA CENTER (PLAQUE)

\* Increase Spacing 20%.

A	B	C	D	E	F	G	H	J	K	L
24	12	0.5	2	3 D*	2	8.081	8.081	7.403	7.402	1.5
30	15	0.5	2.375	4 D*	2.25	10.775	10.774	9.870	9.870	1.5

COLORS: LEGEND, BORDER – WHITE (RETROREFLECTIVE)  
BACKGROUND – BLUE (RETROREFLECTIVE)

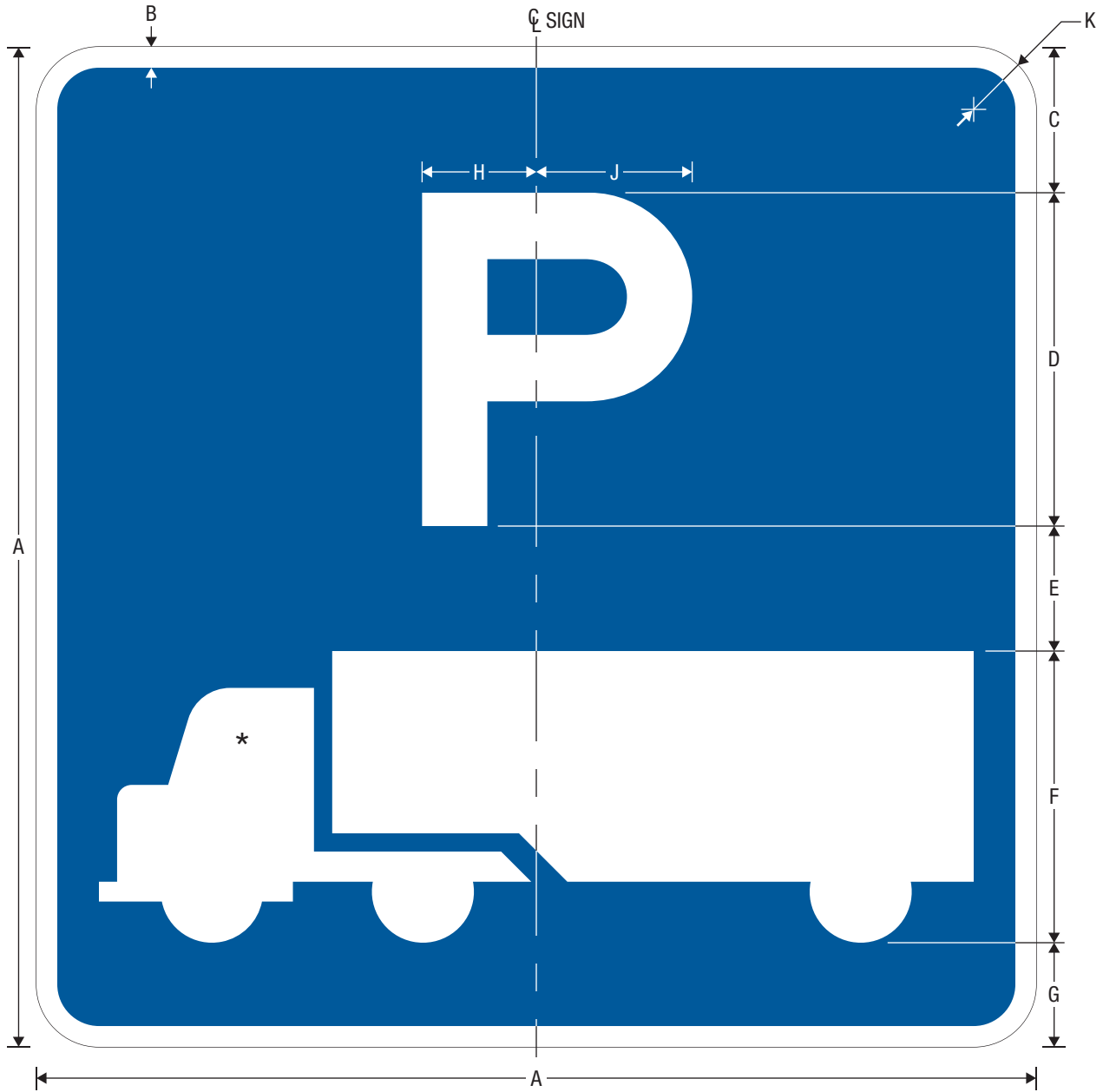


D9-14  
POLICE

\* Reduce Spacing 20%.

A	B	C	D	E	F	G
24	0.5	8.5	7 B*	10.036	10.035	1.5
30	0.75	10.5	9 B*	12.903	12.902	1.875

COLORS: LEGEND, BORDER — WHITE (RETROREFLECTIVE)  
BACKGROUND — BLUE (RETROREFLECTIVE)

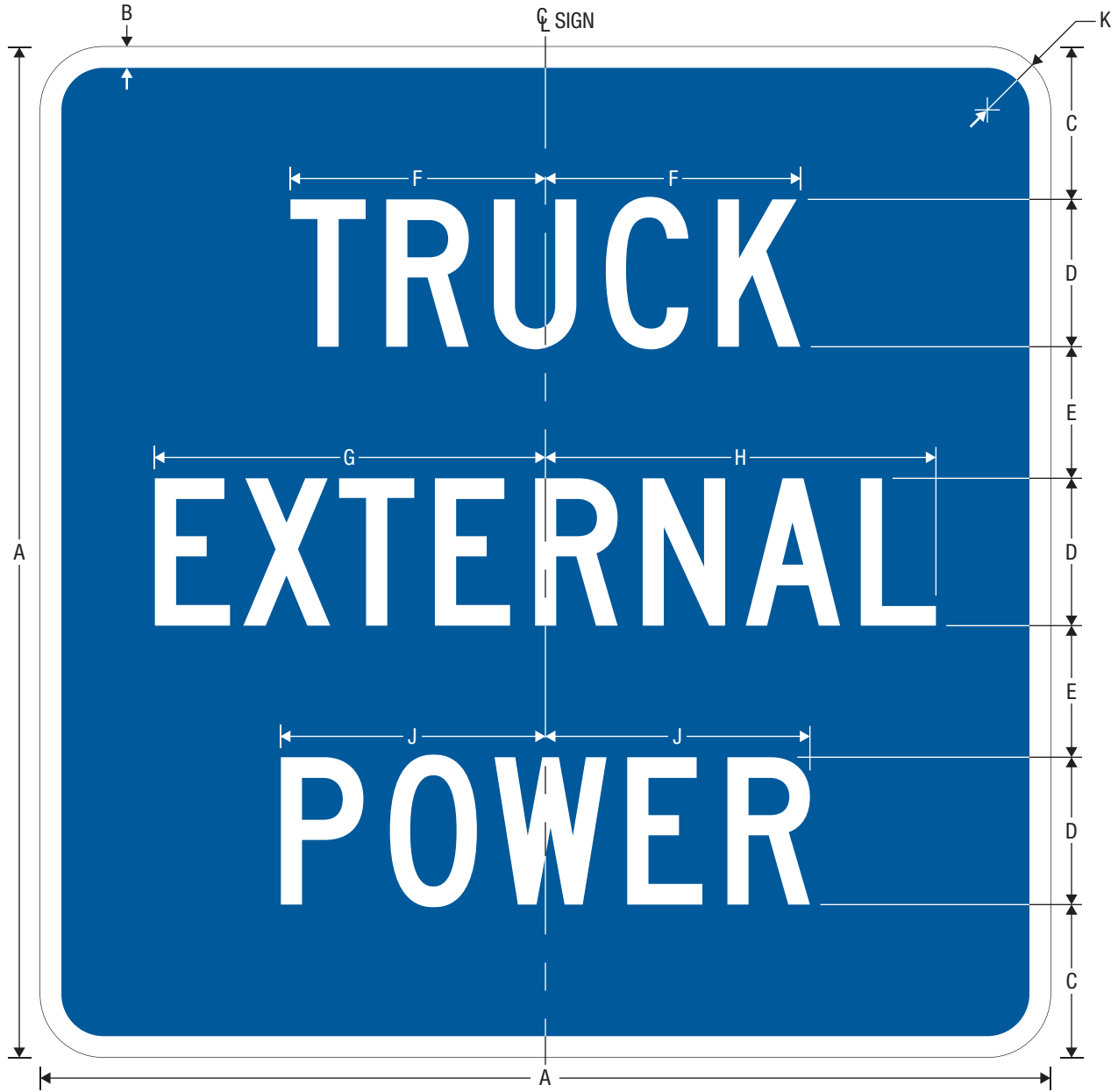


D9-16  
TRUCK PARKING

\* See page 8-2 for symbol design.

A	B	C	D	E	F	G	H	J	K
24	0.5	3.5	8 E(m)	3	7	2.5	2.742	3.742	1.5
30	0.75	4.375	10 E(m)	4	8.75	2.875	3.428	4.677	1.875

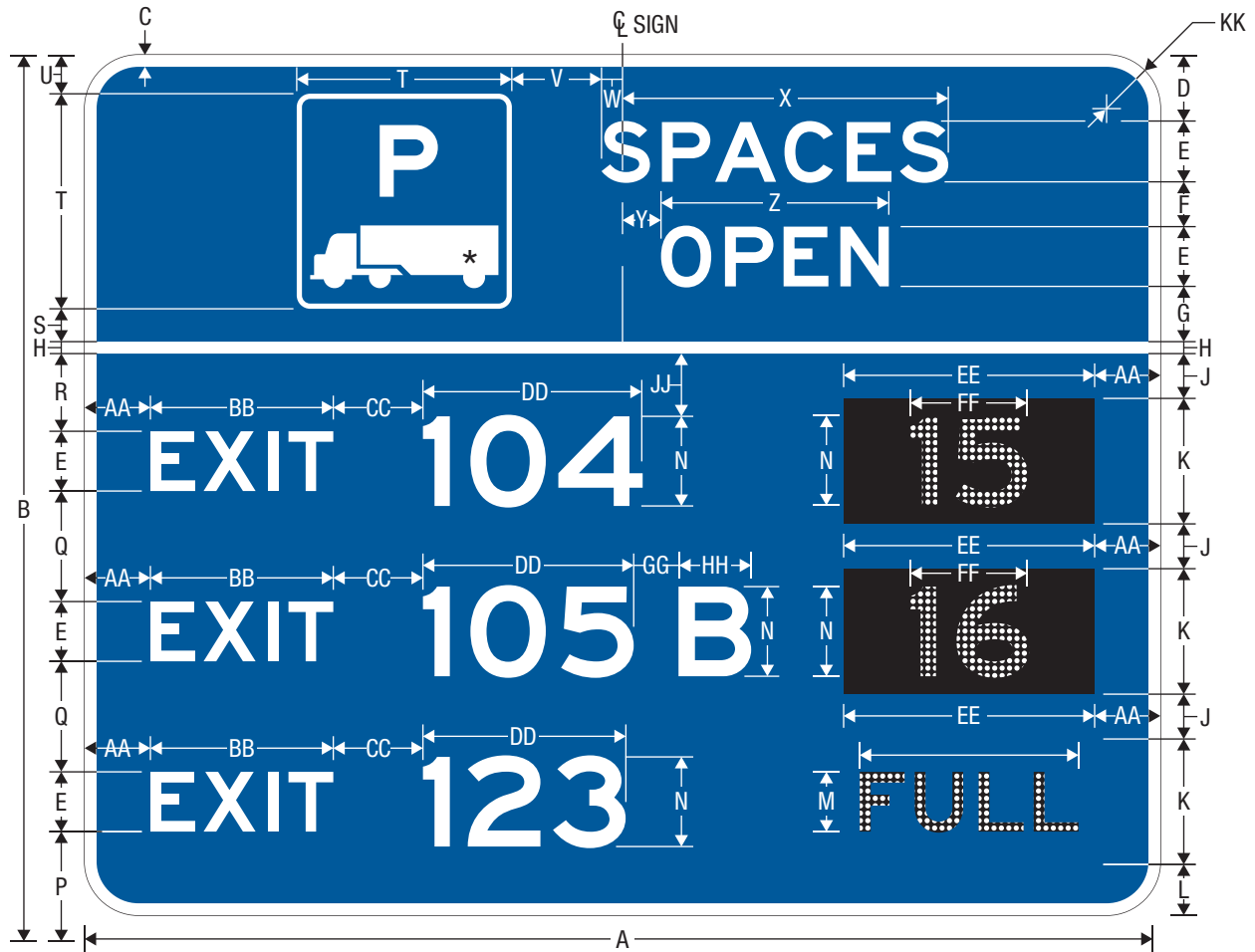
COLORS: LEGEND, BORDER — WHITE (RETROREFLECTIVE)  
BACKGROUND — BLUE (RETROREFLECTIVE)



D9-16aP  
TRUCK EXTERNAL POWER (PLAQUE)

A	B	C	D	E	F	G	H	J	K
24	0.5	3.625	3.5 C	3.125	6.057	9.279	9.278	6.285	1.5
30	0.75	4.5	4.5 C	3.75	7.788	11.930	11.929	8.081	1.875

COLORS: LEGEND, BORDER – WHITE (RETROREFLECTIVE)  
BACKGROUND – BLUE (RETROREFLECTIVE)



D9-16b

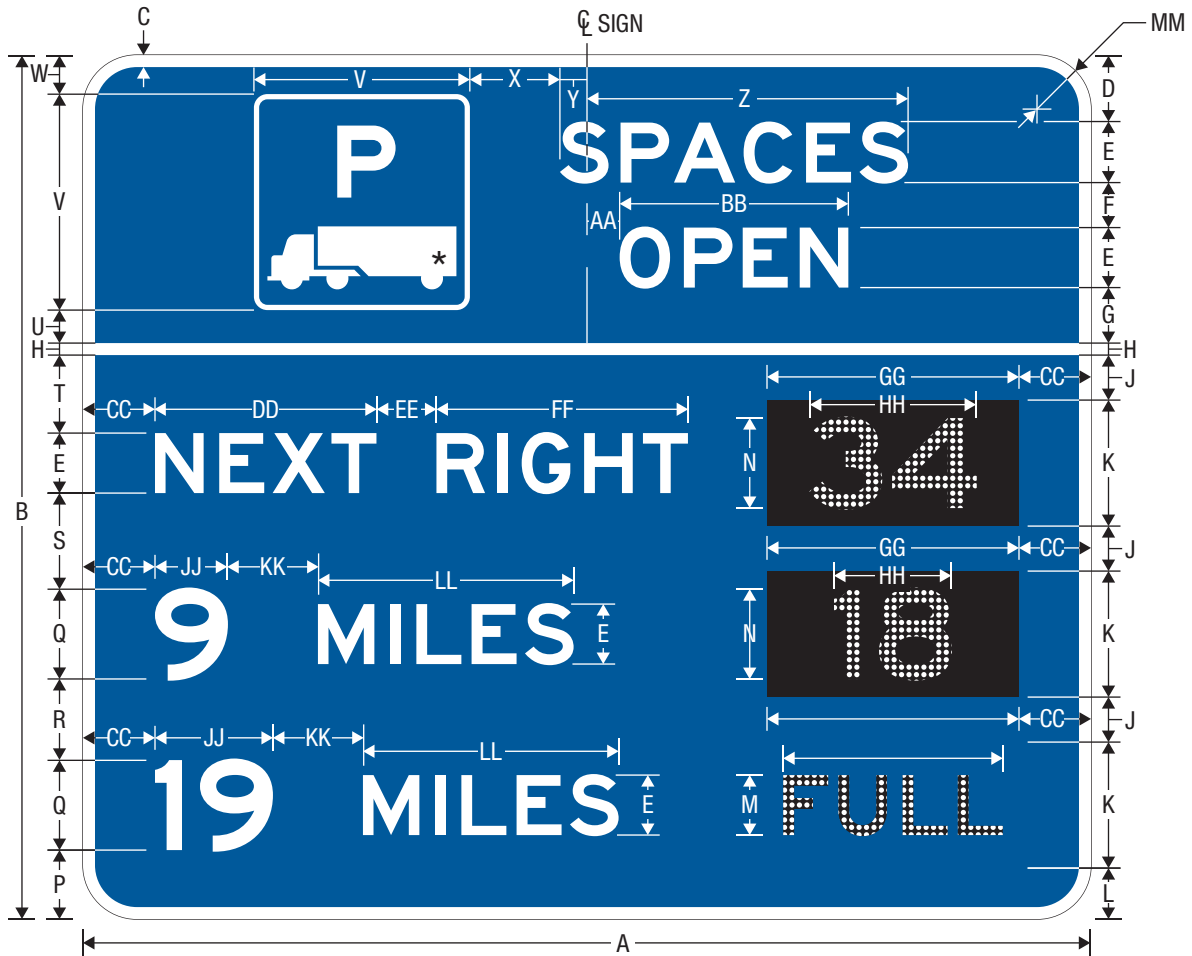
TRUCK PARKING AVAILABILITY - EXIT NUMBER

\* See page 4-152 for symbol sign panel design.

\*\* Changeable message element. Dimensions may vary.

A	B	C	D	E	F	G	H	J	K	L	M
VAR	144	2	11.25	10 E	7.5	9.25	2	7.5 MIN	21**	8.5	10 E
N	P	Q	R	S	T	U	V	W	X	Y	
15 E	14	18.5	13	5.5	36	6.5	15	3.514	54.514	6.442	
Z	AA	BB	CC	DD	EE	FF	GG	HH	JJ	KK	
38.115	11 MIN	30.605	15	VAR	42**	VAR	7.5 MIN, 10 MAX	VAR	10.5	9	

COLORS: LEGEND, BORDER — WHITE (RETROREFLECTIVE)  
BACKGROUND — BLUE (RETROREFLECTIVE)



D9-16c

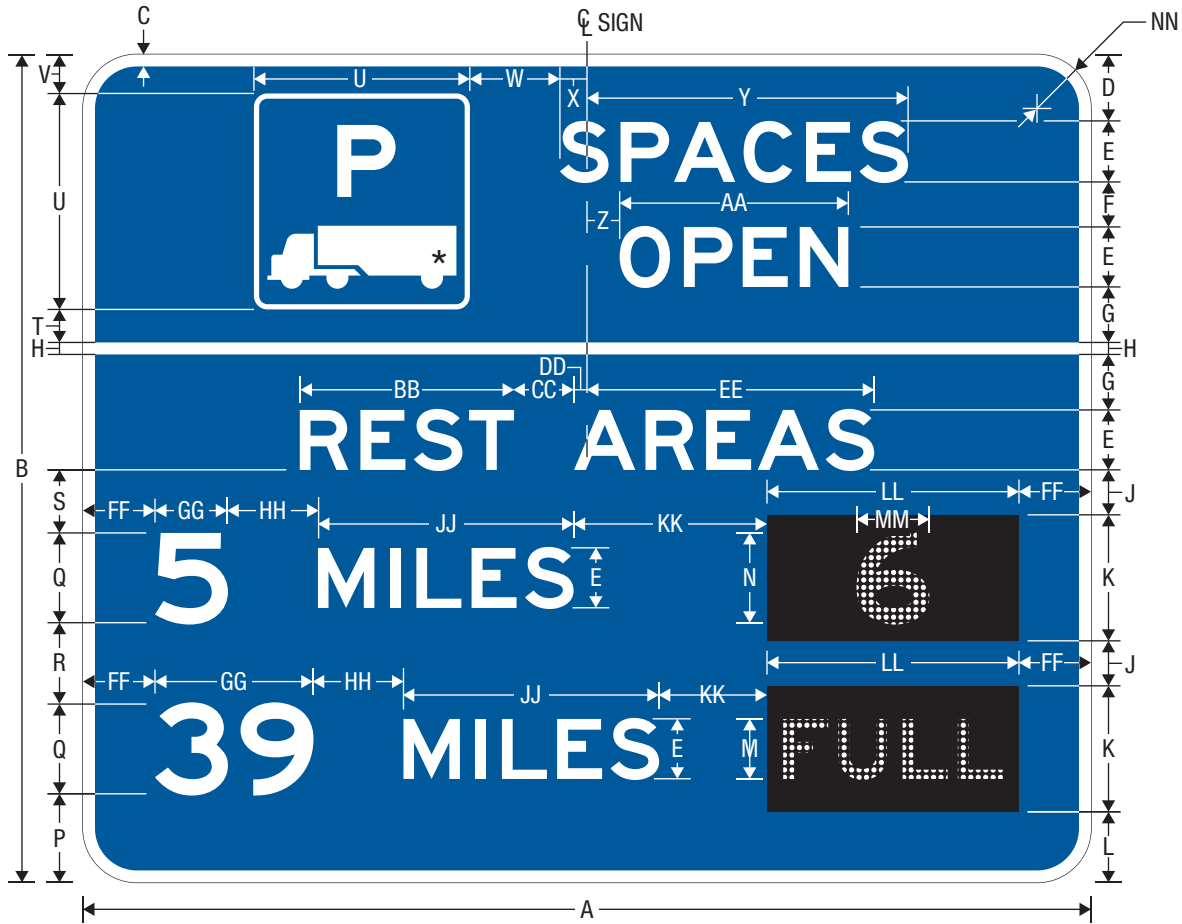
TRUCK PARKING AVAILABILITY - DISTANCE

\* See page 4-152 for symbol sign panel design.

\*\* Changeable message element. Dimensions may vary.

A	B	C	D	E	F	G	H	J	K	L	M
VAR	144	2	11.25	10 E	7.5	9.25	2	7.5 MIN	21**	8.5	10 E
N	P	Q	R	S	T	U	V	W	X	Y	Z
15 E	11.5	15 E	13.5	16	13	5.5	36	6.5	15	4.514	53.514
AA	BB	CC	DD	EE	FF	GG	HH	JJ	KK	LL	MM
5.442	38.115	12 MIN	36.910	10	29.341	42**	VAR	VAR	15	42.610	9

COLORS: LEGEND, BORDER – WHITE (RETROREFLECTIVE)  
BACKGROUND – BLUE (RETROREFLECTIVE)



D9-16d

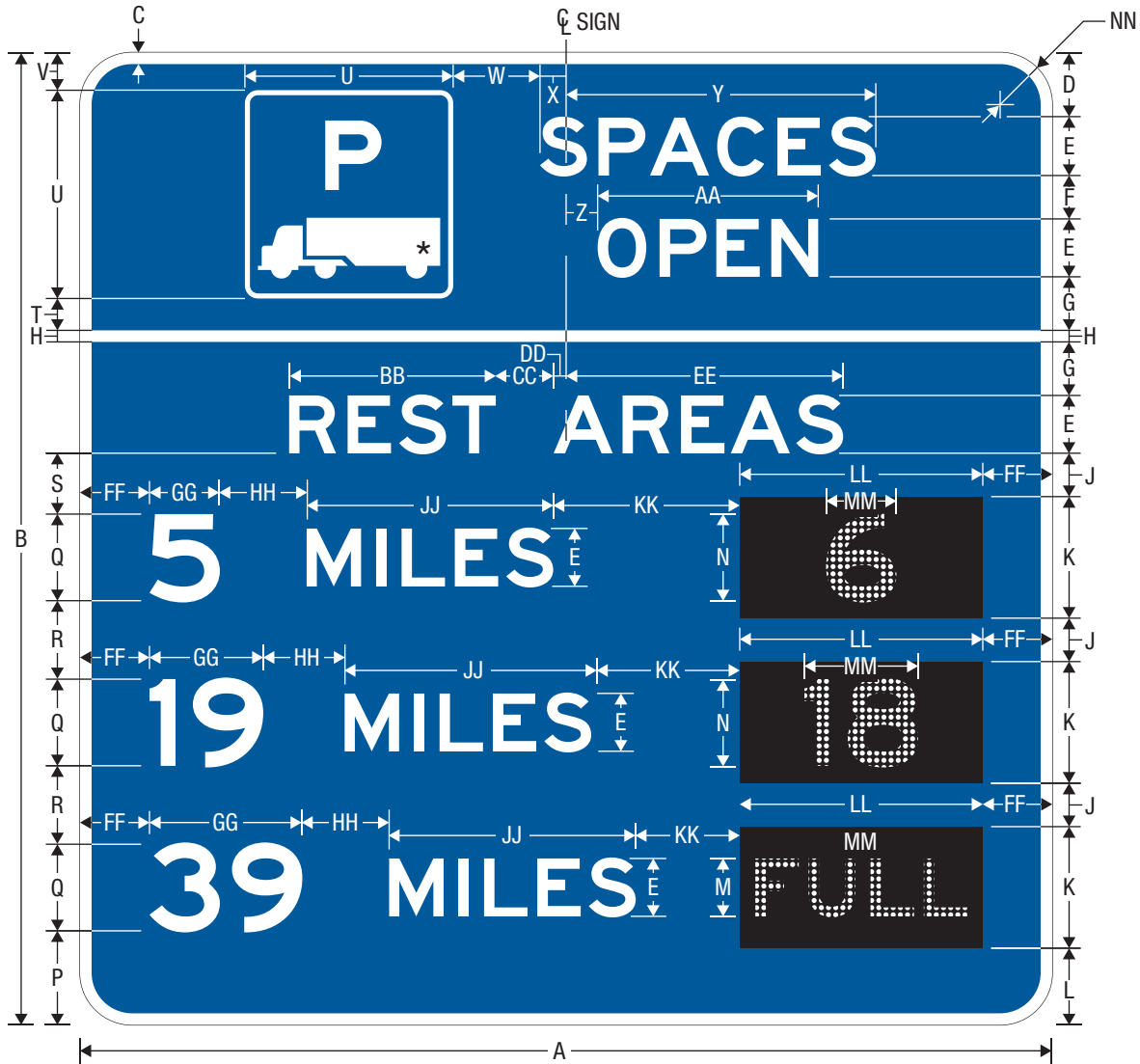
TRUCK PARKING AVAILABILITY - REST AREAS

\* See page 4-152 for symbol sign panel design.

\*\* Changeable message element. Dimensions may vary.

A	B	C	D	E	F	G	H	J	K	L	M	N
VAR	138	2	11.25	10 E	7.5	9.25	2	7.5 MIN	21**	11.75	10 E	15 E
P	Q	R	S	T	U	V	W	X	Y	Z	AA	
14.75	15 E	13.5	10.5	5.5	36	6.5	15	4.514	53.514	5.442	38.115	
BB	CC	DD	EE	FF	GG	HH	JJ	KK	LL	MM	NN	
35.710	10	2.158	47.867	12 MIN	VAR	15	42.610	12 MIN	42**	VAR	9	

COLORS: LEGEND, BORDER – WHITE (RETROREFLECTIVE)  
BACKGROUND – BLUE (RETROREFLECTIVE)



D9-16d

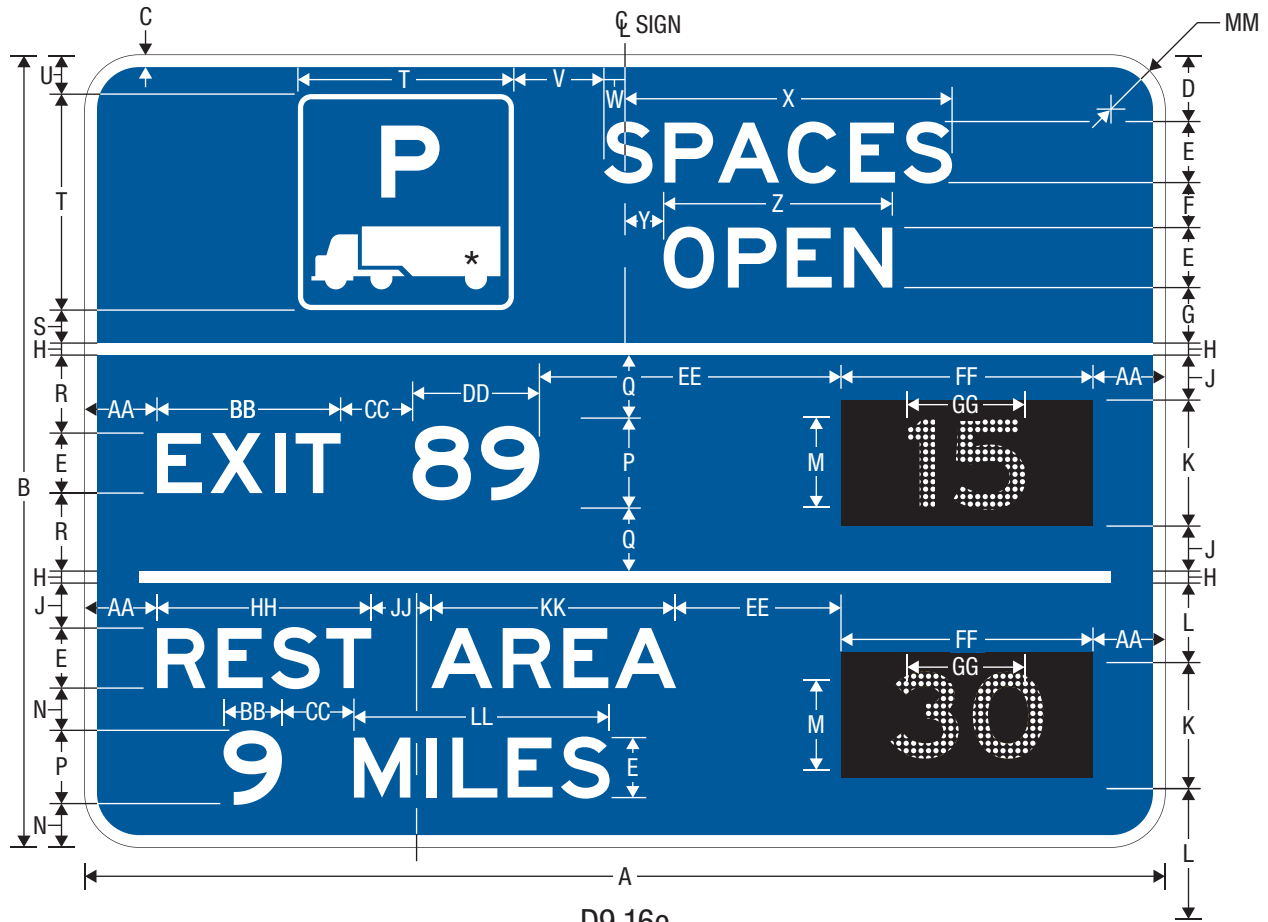
TRUCK PARKING AVAILABILITY - REST AREAS

\* See page 4-152 for symbol sign panel design.

\*\* Changeable message element. Dimensions may vary.

A	B	C	D	E	F	G	H	J	K	L	M	N
VAR	168	2	11.25	10 E	7.5	9.25	2	7.5 MIN	21**	13.25	10 E	15 E
P	Q	R	S	T	U	V	W	X	Y	Z	AA	
16.25	15 E	13.5	10.5	5.5	36	6.5	15	4.514	53.514	5.442	38.115	
BB	CC	DD	EE	FF	GG	HH	JJ	KK	LL	MM	NN	
35.710	10	2.158	47.867	12 MIN	VAR	15	42.610	12 MIN	42**	VAR	9	

COLORS: LEGEND, BORDER – WHITE (RETROREFLECTIVE)  
BACKGROUND – BLUE (RETROREFLECTIVE)



D9-16e

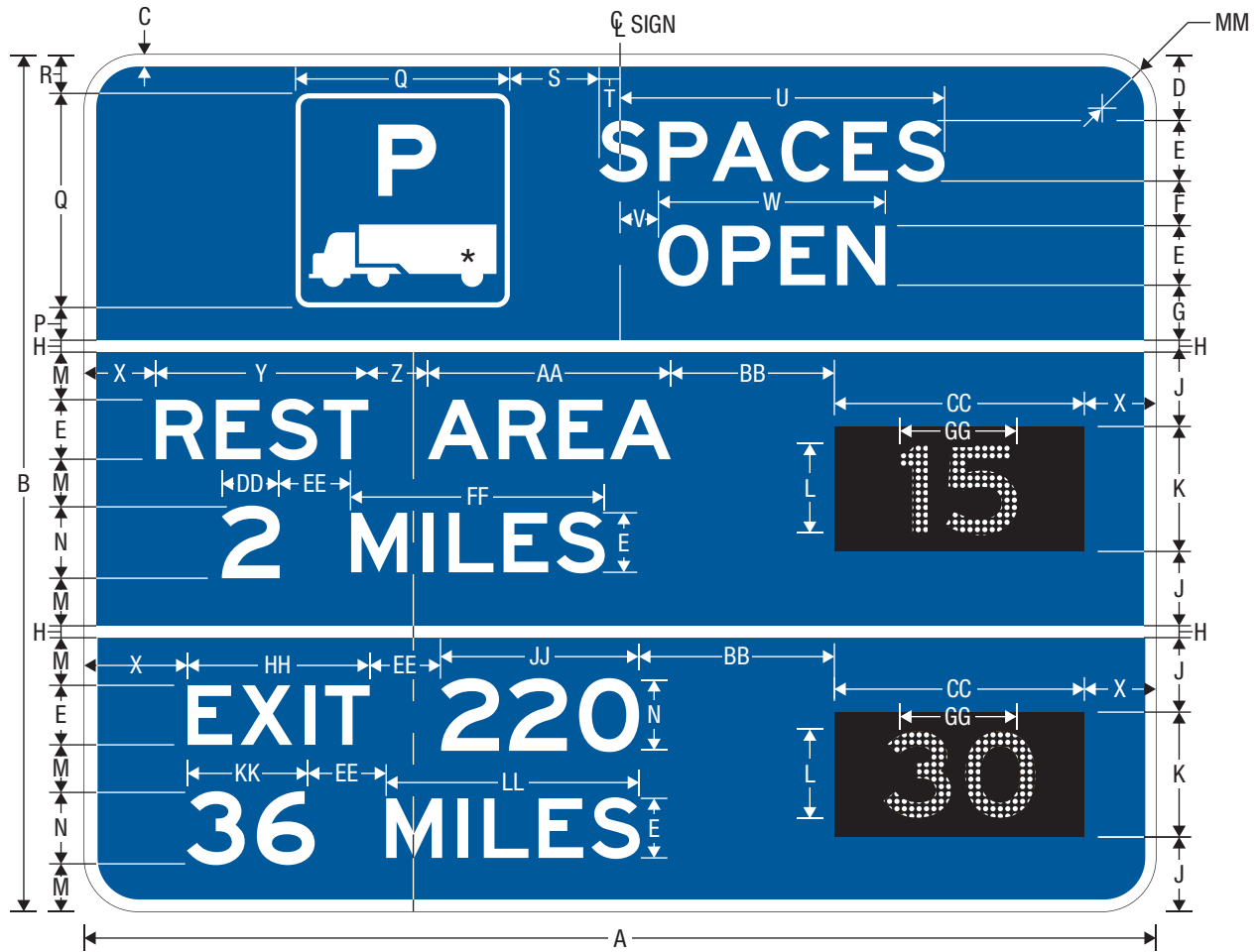
TRUCK PARKING AVAILABILITY - COMBINED

\* See page 4-152 for symbol sign panel design.

\*\* Changeable message element. Dimensions may vary.

A	B	C	D	E	F	G	H	J	K	L	M
VAR	132	2	11.25	10 E	7.5	9.25	2	7.5 MIN	21**	11.5	15E
N	P	Q	R	S	T	U	V	W	X	Y	Z
7.25	12 E	12	13	5.5	36	6.5	15	3.514	54.514	6.442	38.115
AA	BB	CC	DD	EE	FF	GG	HH	JJ	KK	LL	MM
12 MIN	30.605	12	VAR	15 MIN	42**	VAR	35.710	10	32.290	42.610	9

COLORS: LEGEND, BORDER — WHITE (RETROREFLECTIVE)  
BACKGROUND — BLUE (RETROREFLECTIVE)



D9-16e

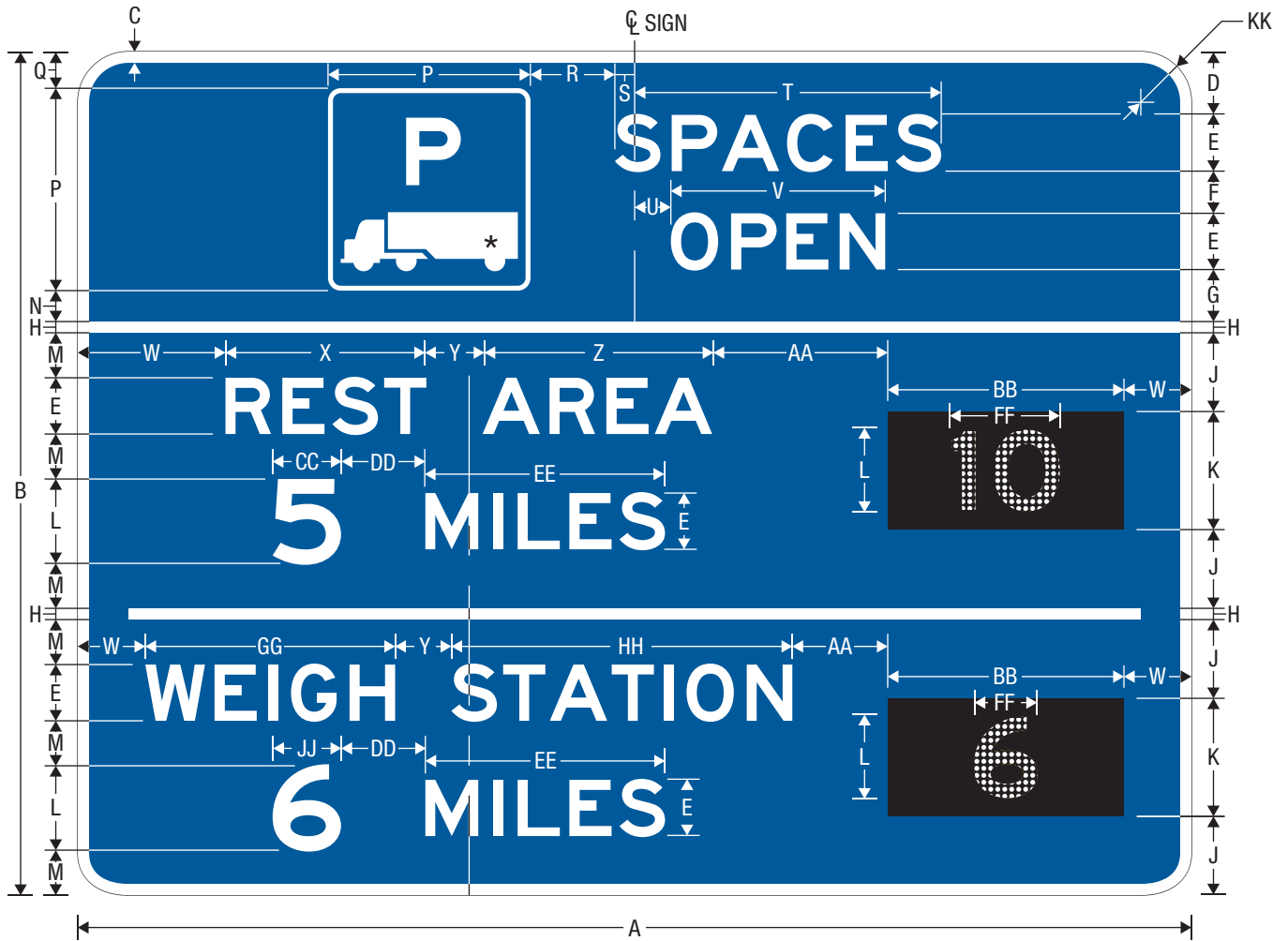
TRUCK PARKING AVAILABILITY - COMBINED

\* See page 4-152 for symbol sign panel design.

\*\* Changeable message element. Dimensions may vary.

A	B	C	D	E	F	G	H	J	K	L	M
VAR	144	2	11.25	10 E	7.5	9.25	2	12.5	21**	15 E	8
N	P	Q	R	S	T	U	V	W	X	Y	Z
12 E	5.5	36	6.5	15	3.514	54.514	6.442	38.115	12 MIN	35.710	10
AA	BB	CC	DD	EE	FF	GG	HH	JJ	KK	LL	MM
40.820	15 MIN	42**	VAR	12	42.610	VAR	30.605	VAR	VAR	42.610	9

COLORS: LEGEND, BORDER — WHITE (RETROREFLECTIVE)  
BACKGROUND — BLUE (RETROREFLECTIVE)



D9-16e

TRUCK PARKING AVAILABILITY - COMBINED

\* See page 4-152 for symbol sign panel design.

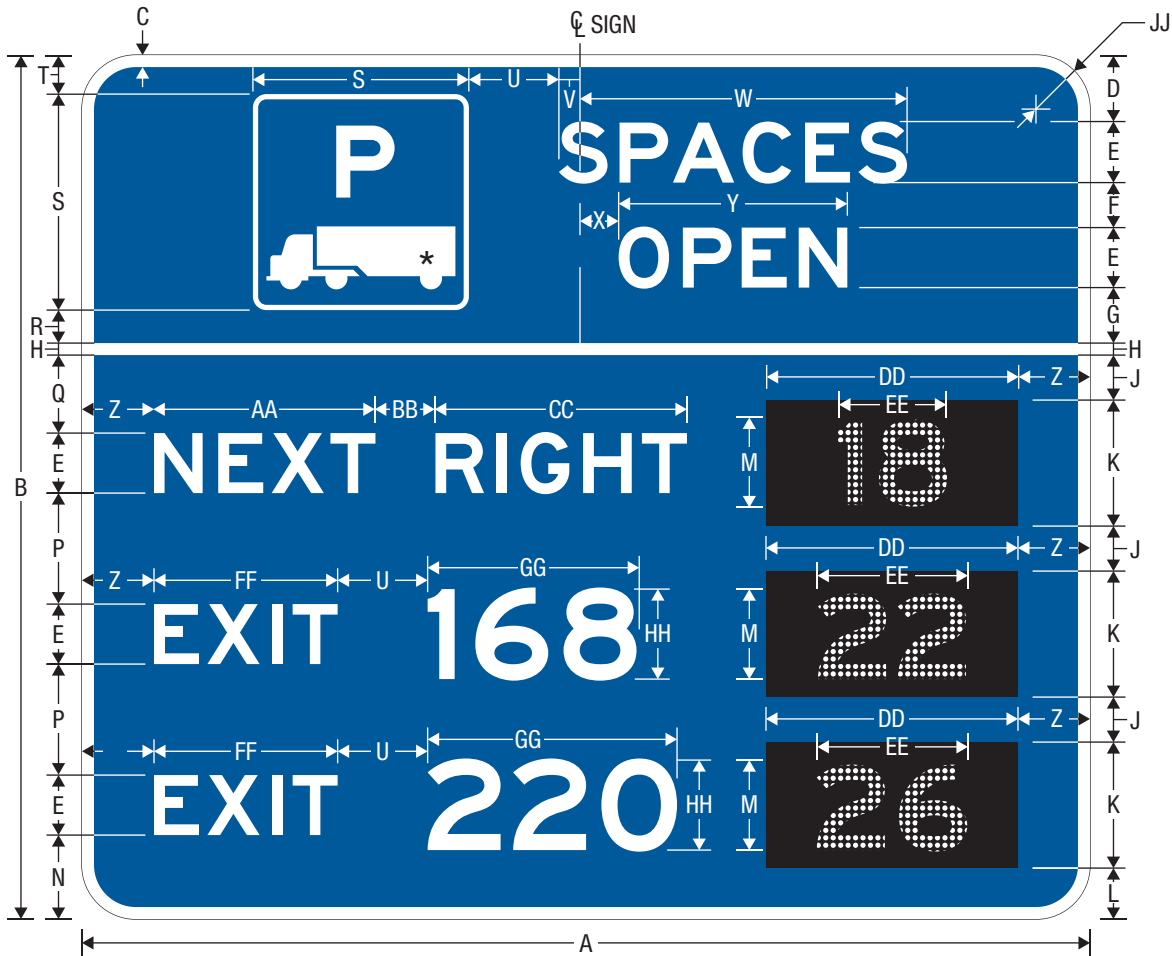
\*\* Changeable message element. Dimensions may vary.

A	B	C	D	E	F	G	H	J	K	L	M
VAR	150	2	11.25	10 E	7.5	9.25	2	14	21**	15 E	8

N	P	Q	R	S	T	U	V	W	X	Y
5.5	36	6.5	15	3.514	54.514	6.442	38.115	12 MIN	35.710	10

Z	AA	BB	CC	DD	EE	FF	GG	HH	JJ	KK
40.820	15 MIN	42**	VAR	15	42.610	VAR	44.418	60.623	VAR	9

COLORS: LEGEND, BORDER – WHITE (RETROREFLECTIVE)  
BACKGROUND – BLUE (RETROREFLECTIVE)



D9-16e

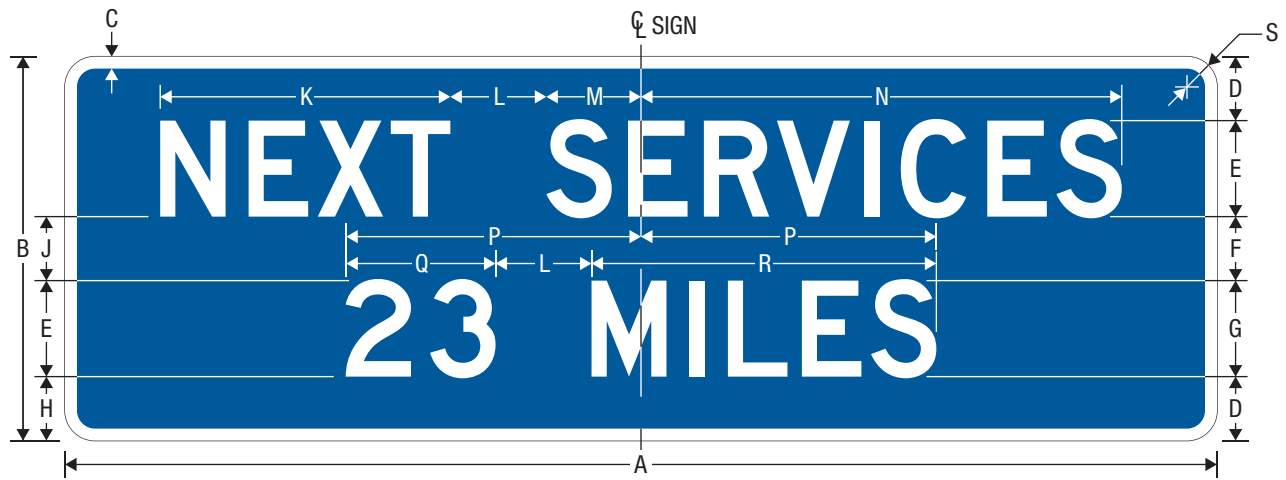
TRUCK PARKING AVAILABILITY - COMBINED

\* See page 4-152 for symbol sign panel design.

\*\* Changeable message element. Dimensions may vary.

A	B	C	D	E	F	G	H	J	K	L
VAR	VAR	2	11.25	10 E	7.5	9.25	2	7.5 MIN	21**	8.5
M	N	P	Q	R	S	T	U	V	W	X
15 E	14	18.5	13	5.5	36	6.5	15	4.514	53.514	5.442
Y	Z	AA	BB	CC	DD	EE	FF	GG	HH	JJ
38.115	12 MIN	36.910	10	41.915	42**	VAR	30.605	VAR	15 E	9

COLORS: LEGEND, BORDER – WHITE (RETROREFLECTIVE)  
BACKGROUND – BLUE (RETROREFLECTIVE)



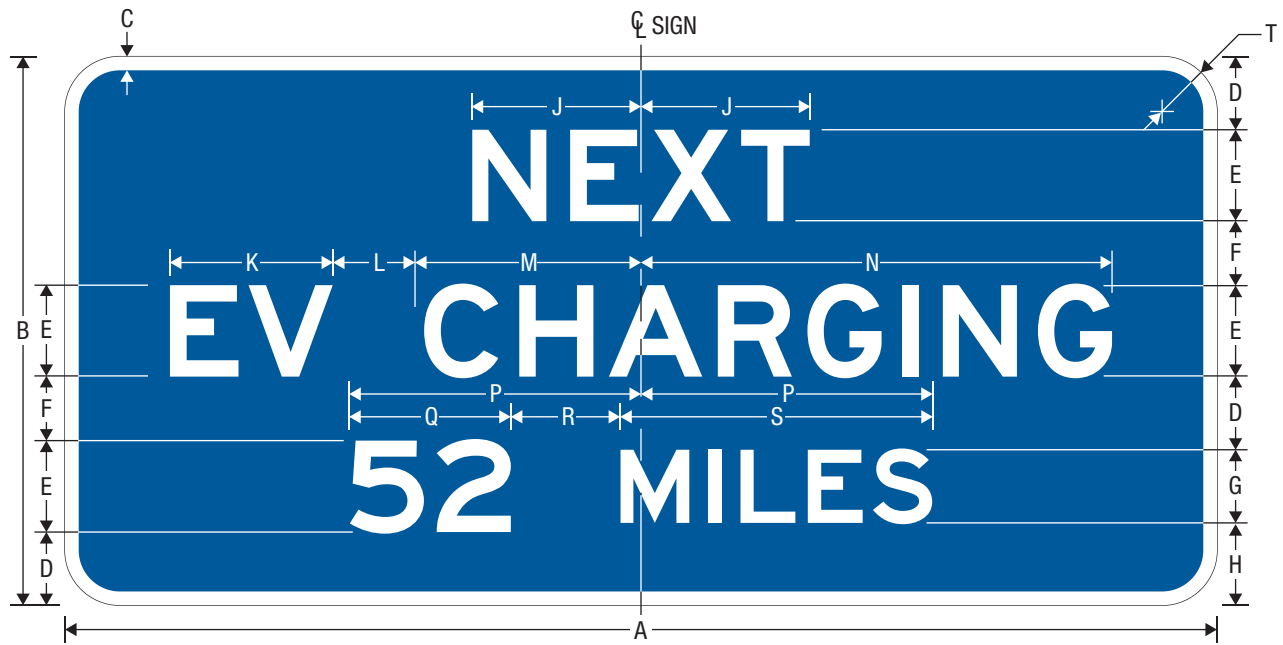
D9-17P

NEXT SERVICES ADVANCE (PLAQUE)

A	B	C	D	E	F	G	H	J
72	24	0.75	4	6 D	4	6 D	4	4
114	30	1	5.25	8 E	5.5	6 E	4.25	4.5

K	L	M	N	P	Q	R	S
18.132	6	5.916	30.048	VAR	VAR	21.551	1.875
29.528	8	9.726	47.254	VAR	VAR	25.566	3

COLORS: LEGEND, BORDER – WHITE (RETROREFLECTIVE)  
BACKGROUND – BLUE (RETROREFLECTIVE)



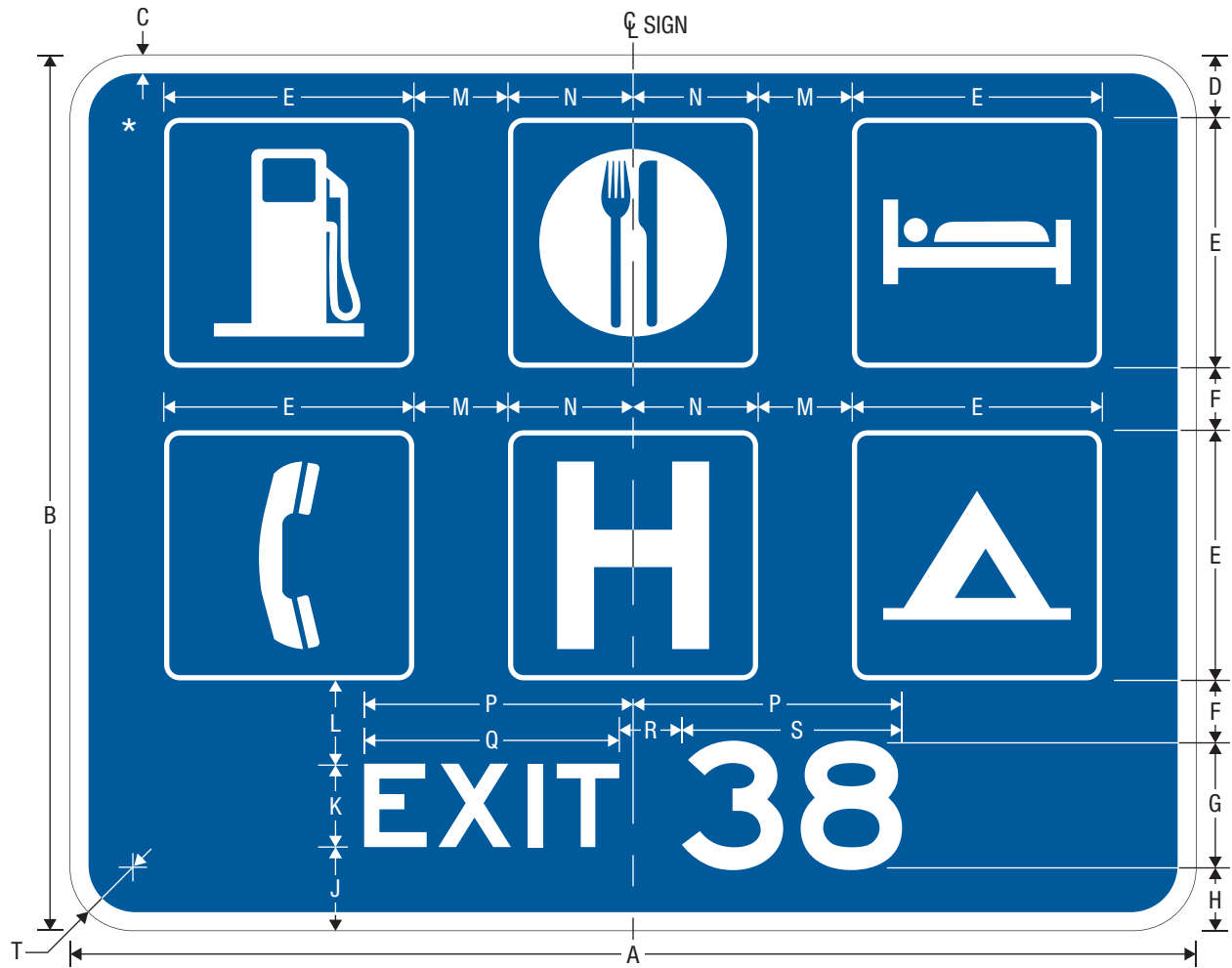
D9-17a

NEXT EV CHARGING XX MILES

A	B	C	D	E	F	G	H	J
126	60	1.5	8	10 E	7	8 E	9	18.455

K	L	M	N	P	Q	R	S	T
17.805	10	24.717	50.521	VAR	VAR	12	VAR	6

COLORS: LEGEND, BORDER – WHITE (RETROREFLECTIVE)  
BACKGROUND – BLUE (RETROREFLECTIVE)



D9-18

GENERAL SERVICES (UP TO 6 SYMBOLS) WITH EXIT NUMBER

\* Example design shown with maximum six general services (see MUTCD Chapter 2I for applicable general service symbol sign panels).

A	B	C	D	E	F	G	H	J
108	84	1.5	6	24	6	12 E	6	8
132	108	2	8.25	30	8.25	15 E	8.25	10.75
132	114	2	11	30	9	15 E	10	12.5

K	L	M	N	P	Q	R	S	T
8 E	8	9	12	VAR	24.484	6	VAR	6
10 E	10.75	8	15	VAR	30.605	7.5	VAR	9
10 E	11.5	8	15	VAR	30.605	7.5	VAR	9

COLORS: LEGEND, BORDER – WHITE (RETROREFLECTIVE)  
BACKGROUND – BLUE (RETROREFLECTIVE)



D9-18a

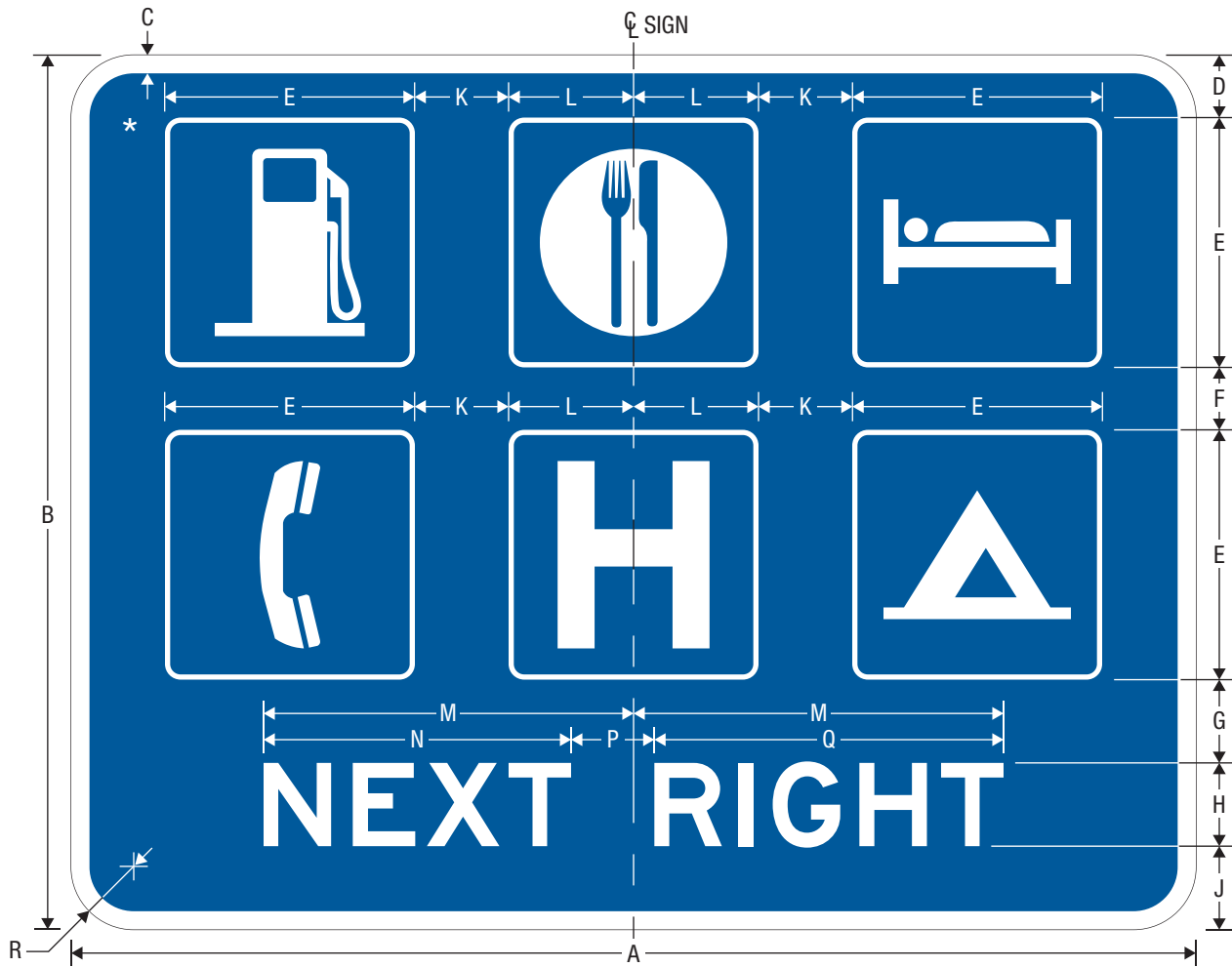
GENERAL SERVICES WITH EXIT NUMBER

\* Example design shown with maximum six general services  
(see MUTCD Chapter 2I for applicable general service word legends).  
Center each line of legend about centerline.

A	B	C	D	E	F	G	H	J	K	L	M	N
72	60	1	5	6 D	4.25	9 D	5	5.75	19.632	3	1.293	1.707
102	84	1.5	8	8 E	6	12 E	8	8	30.492	4	2.428	1.572
132	108	2	12	10 E	8	15 E	9	10.5	38.115	5	3.003	1.997

P	Q	R	S	T	U	V	W	X	Y	Z	AA
25.218	14.532	4.566	28.097	18.162	18.161	16.932	16.932	15.008	6	VAR	3
39.296	23.134	7.643	42.777	28.651	28.651	26.453	26.453	24.484	12	VAR	6
49.120	28.918	9.554	53.471	35.814	35.814	33.067	33.066	30.605	15	VAR	9

COLORS: LEGEND, BORDER — WHITE (RETROREFLECTIVE)  
BACKGROUND — BLUE (RETROREFLECTIVE)



D9-18b

GENERAL SERVICES (UP TO 6 SYMBOLS) WITH ACTION MESSAGE

\* Example design shown with maximum six general services (see MUTCD Chapter 2I for applicable general service symbol sign panels).

A	B	C	D	E	F	G	H
108	84	1.5	6	24	6	8	8 E
132	108	2	8.25	30	8	9.75	10 E
132	114	2	12	30	8	12	10 E

J	K	L	M	N	P	Q	R
8	9	12	VAR	VAR	8	VAR	6
12	8	15	VAR	VAR	10	VAR	9
12	8	15	VAR	VAR	12	VAR	9

COLORS: LEGEND, BORDER – WHITE (RETROREFLECTIVE)  
BACKGROUND – BLUE (RETROREFLECTIVE)



D9-18c

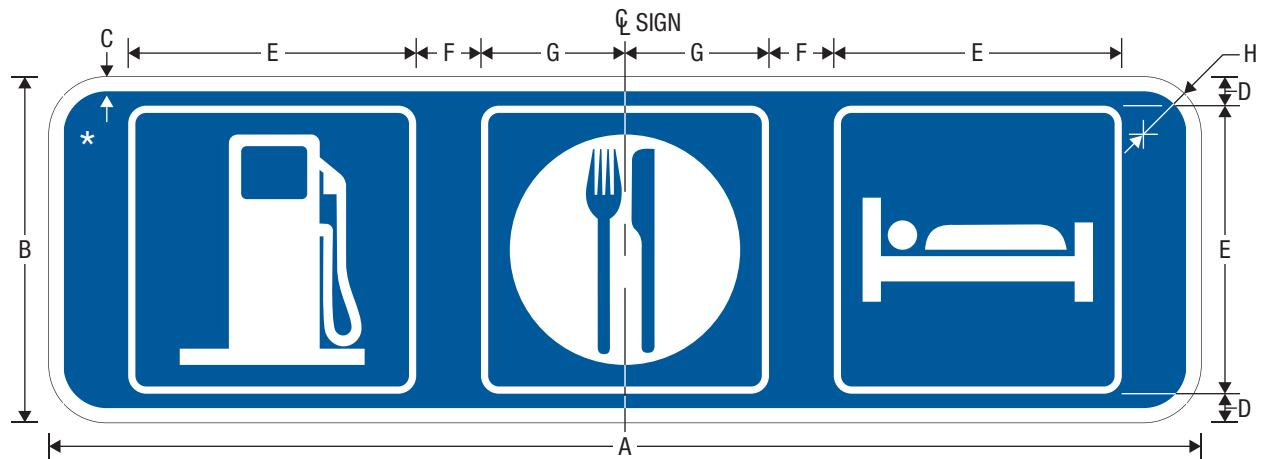
GENERAL SERVICES WITH ACTION MESSAGE

\* Example design shown with maximum six general services  
(see MUTCD Chapter 2I for applicable general service word legends).  
Center each line of legend about centerline.

A	B	C	D	E	F	G	H	J	K	L	M
72	60	1	6	6 D	4.5	4.5	19.632	3	1.293	1.707	25.218
102	84	1.5	8	8 E	6	10	30.492	4	2.428	1.572	39.296
132	108	2	12	10 E	8	10	38.115	5	3.003	1.997	49.120

N	P	Q	R	S	T	U	V	W	X	Y
14.532	4.566	28.097	18.162	18.161	16.932	16.932	VAR	6	VAR	3
23.134	7.643	42.777	28.651	28.651	26.453	26.453	VAR	8	VAR	6
28.918	9.554	53.471	35.814	35.814	33.067	33.066	VAR	10	VAR	9

COLORS: LEGEND, BORDER — WHITE (RETROREFLECTIVE)  
BACKGROUND — BLUE (RETROREFLECTIVE)



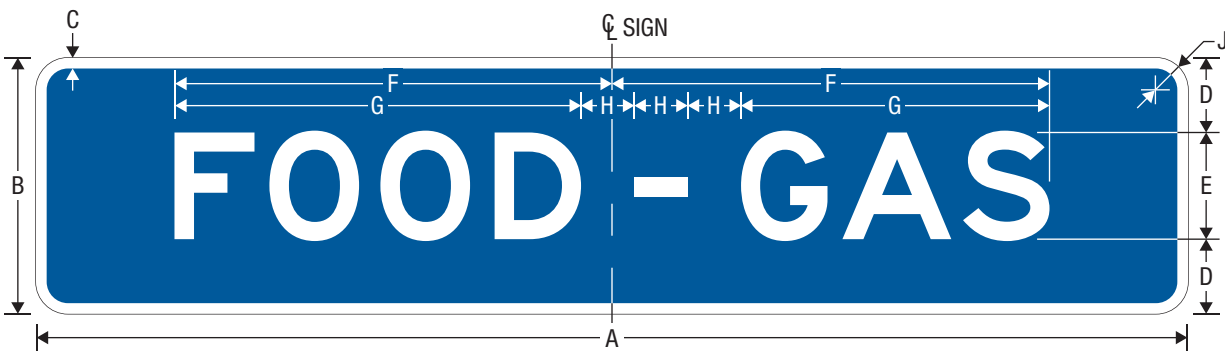
D9-18dP

RURAL INTERCHANGE GENERAL SERVICES (UP TO 3 SYMBOLS) (PLAQUE)

\* Example design shown with maximum three general services (see MUTCD Chapter 2I for applicable general service symbol sign panels).

A	B	C	D	E	F	G	H
120	36	1.5	3	30	6.75	15	6

COLORS: LEGEND, BORDER — WHITE (RETROREFLECTIVE)  
BACKGROUND — BLUE (RETROREFLECTIVE)

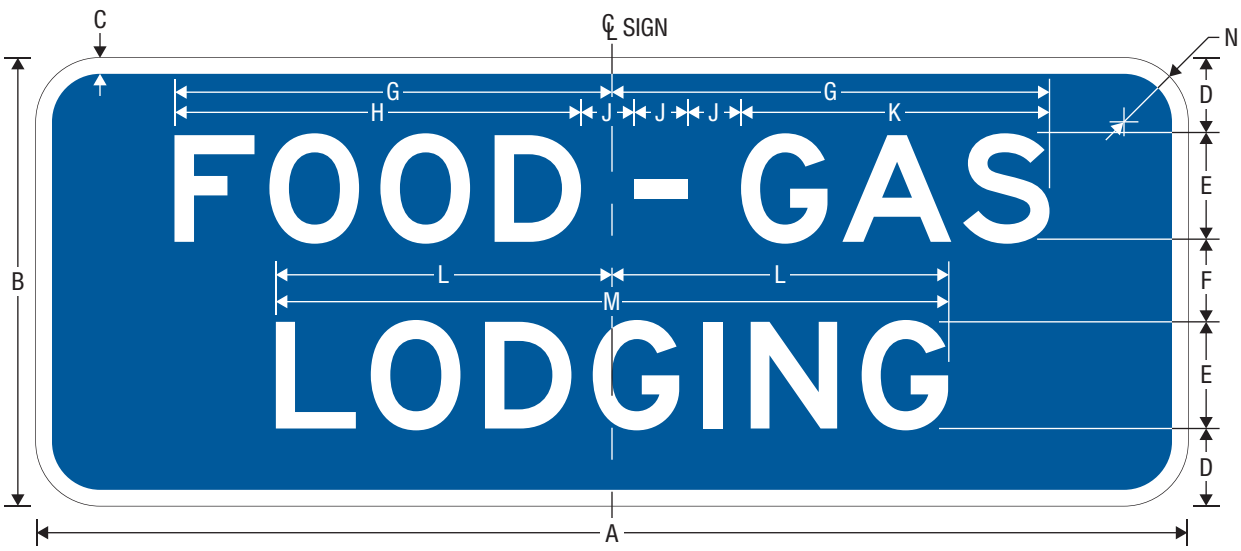


D9-18eP

RURAL INTERCHANGE GENERAL SERVICES (1 LINE) (PLAQUE)

A	B	C	D	E	F	G	H	J
VAR	24	1	7	10 E	VAR	VAR	5	3

COLORS: LEGEND, BORDER – WHITE (RETROREFLECTIVE)  
BACKGROUND – BLUE (RETROREFLECTIVE)

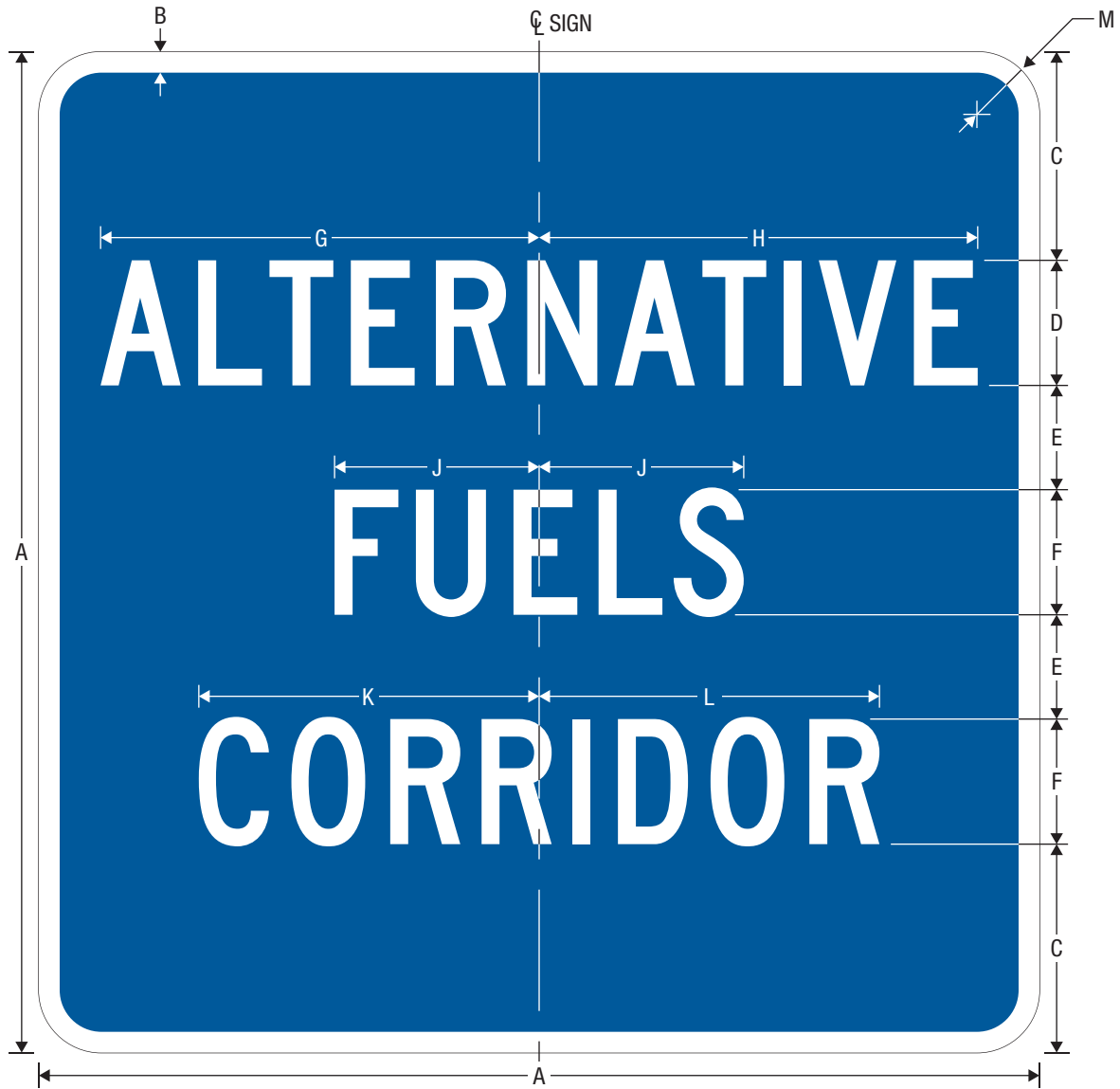


D9-18fP

RURAL INTERCHANGE GENERAL SERVICES (2 LINES) (PLAQUE)

A	B	C	D	E	F	G	H	J	K	L	M	N
VAR	42	1.5	7.25	10 E	7.5	VAR	VAR	5	VAR	VAR	VAR	6

COLORS: LEGEND, BORDER – WHITE (RETROREFLECTIVE)  
BACKGROUND – BLUE (RETROREFLECTIVE)



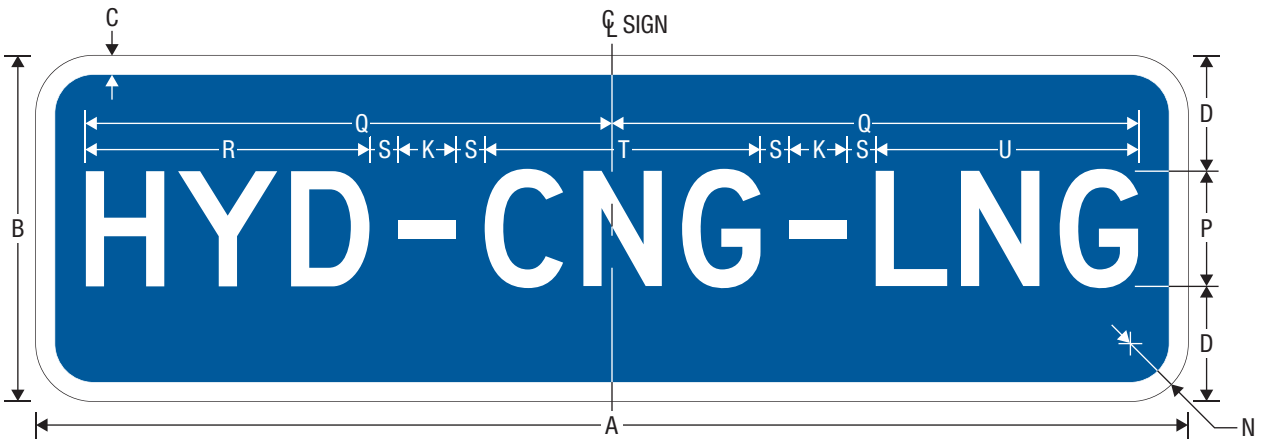
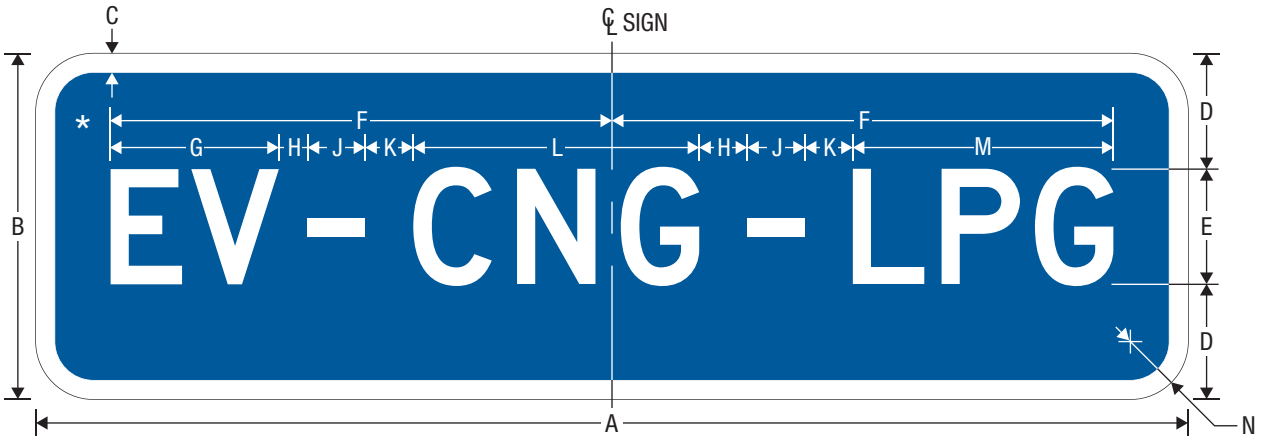
D9-19

ALTERNATIVE FUELS CORRIDOR

\* Reduce Spacing 40%.

A	B	C	D	E	F	G	H	J	K	L	M
24	0.5	5	3 C	2.5	3 C	10.519	10.519	4.907	8.163	8.162	1.5
36	0.75	6.75	5 C*	3.75	5 C	16.232	16.231	8.178	13.605	13.604	2.25

COLORS: LEGEND, BORDER – WHITE (RETROREFLECTIVE)  
BACKGROUND – BLUE (RETROREFLECTIVE)



D9-19aP

ALTERNATIVE FUELS CORRIDOR (1 LINE) (PLAQUE)

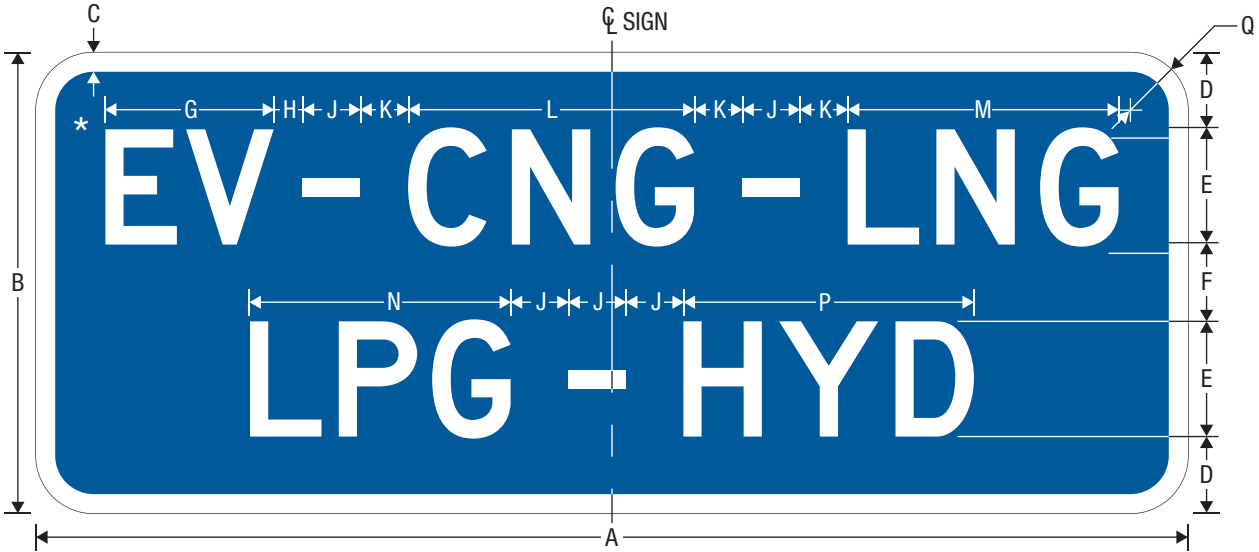
\* Example designs shown (see MUTCD Section 2H.14 for applicable alternative fuels).

\*\* Reduce Spacing 20%.

A	B	C	D	E	F	G	H	J	K
30	9	0.5	3	3 D	VAR	4.382	0.75	1.5	1.25
42	12	0.75	4	4 D	VAR	5.843	1	2	2

L	M	N	P	Q	R	S	T	U
7.447	6.785	1.5	3 D**	VAR	7.386	0.75	7.183	6.833
9.929	9.047	2.25	4 D**	VAR	9.848	1	9.577	9.111

COLORS: LEGEND, BORDER — WHITE (RETROREFLECTIVE)  
BACKGROUND — BLUE (RETROREFLECTIVE)



D9-19bP

ALTERNATIVE FUELS CORRIDOR (2 LINES) (PLAQUE)

\* Example design shown with maximum of five alternative fuels (see MUTCD Section 2H.14). Use standard hyphen and letter spacing for layouts with four alternative fuels. Center each line of legend about centerline.

A	B	C	D	E	F	G	H
30	12	0.5	2	3 D	2	4.382	0.75
42	18	0.75	3.5	4 D	3	5.843	1.5

J	K	L	M	N	P	Q
1.5	1.25	7.447	7.055	6.785	7.566	1.5
2	2	9.929	9.407	9.047	10.088	1.875

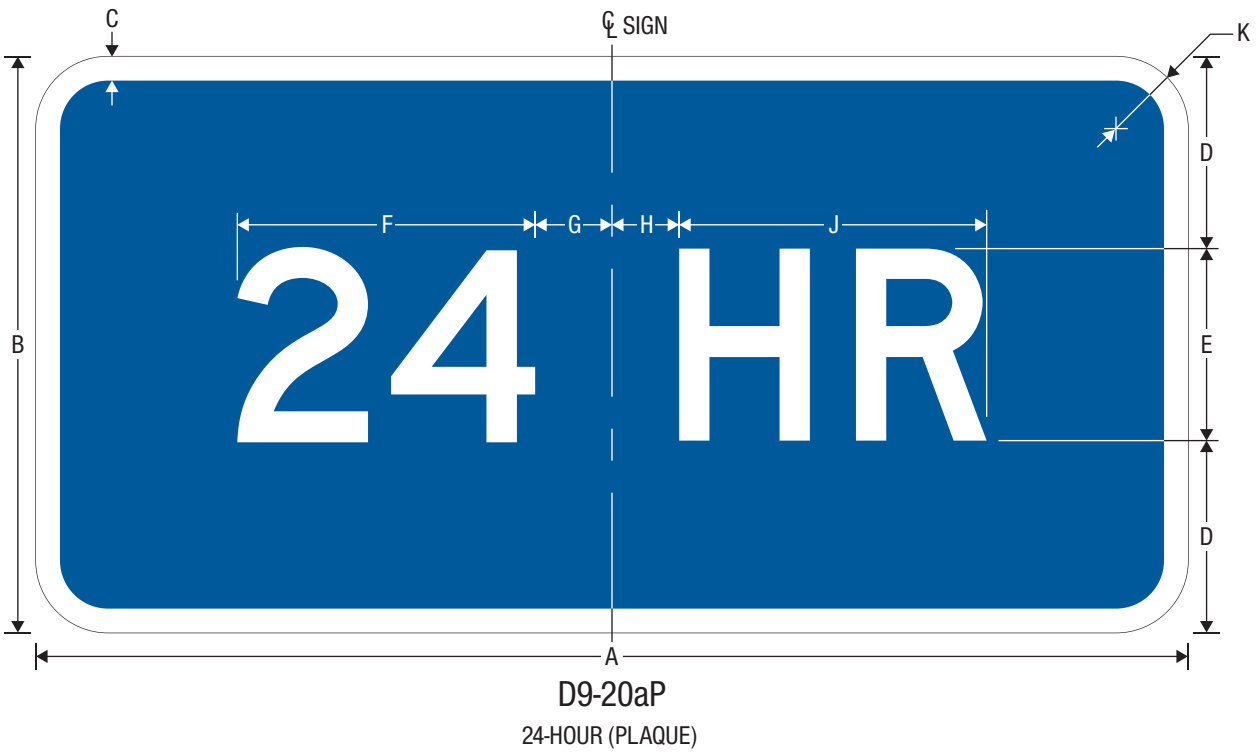
COLORS: LEGEND, BORDER – WHITE (RETROREFLECTIVE)  
BACKGROUND – BLUE (RETROREFLECTIVE)



\* See page 8-64 for symbol design.

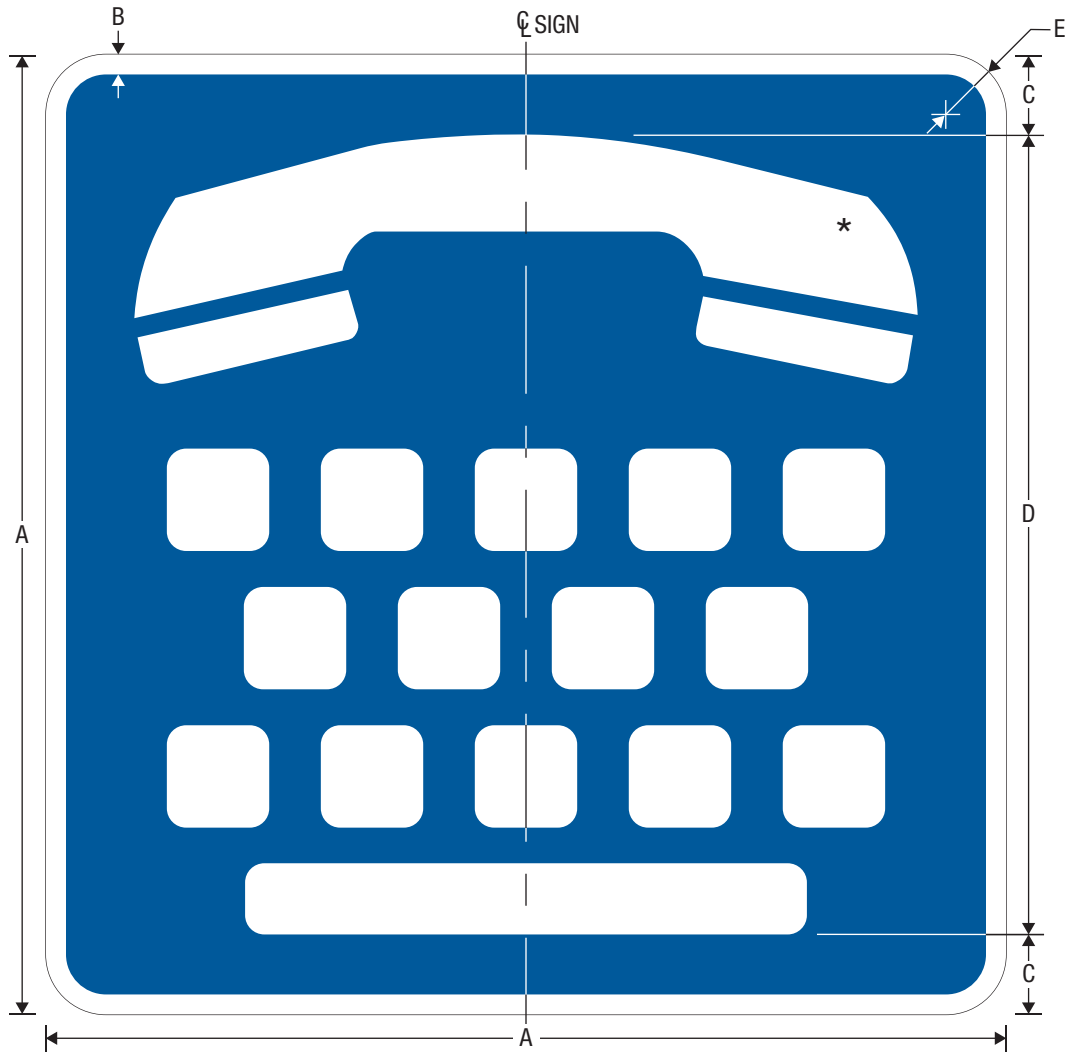
A	B	C	D	E	F	G
24	0.5	2.5	19	7.355	7.355	1.5
30	0.75	3	24	9.291	9.290	1.875

COLORS: LEGEND, BORDER – WHITE (RETROREFLECTIVE)  
BACKGROUND – BLUE (RETROREFLECTIVE)



A	B	C	D	E	F	G	H	J	K
24	12	0.5	4	4 D	6.205	1.601	1.399	6.406	1.5
30	12	0.5	3.5	5 D	7.756	2.001	1.749	8.008	1.5

COLORS: LEGEND, BORDER – WHITE (RETROREFLECTIVE)  
BACKGROUND – BLUE (RETROREFLECTIVE)



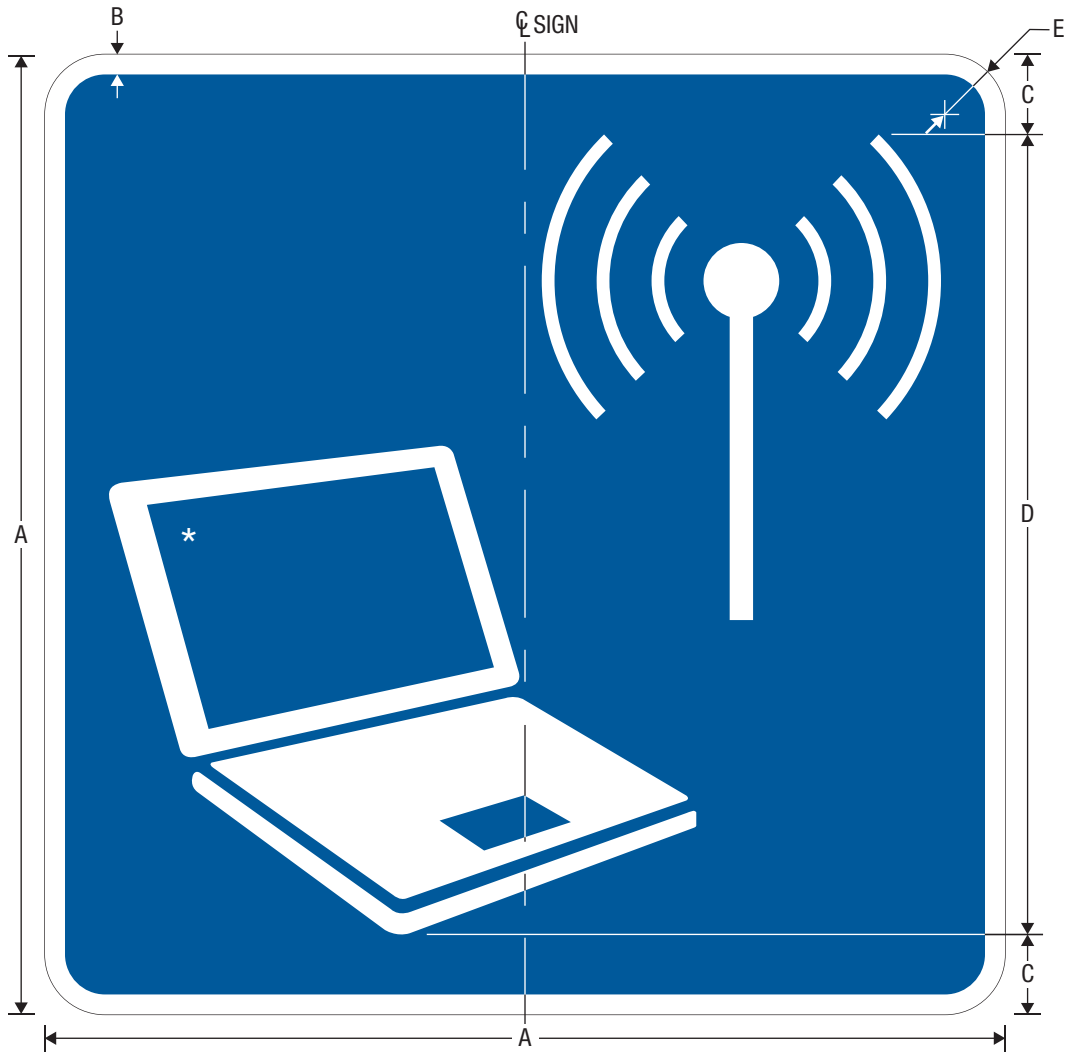
D9-21

TELECOMMUNICATION DEVICE FOR THE DEAF

\* See page 8-65 for symbol design.

A	B	C	D	E
24	0.5	2	20	1.5
30	0.75	2.5	25	1.875

COLORS: LEGEND, BORDER – WHITE (RETROREFLECTIVE)  
BACKGROUND – BLUE (RETROREFLECTIVE)

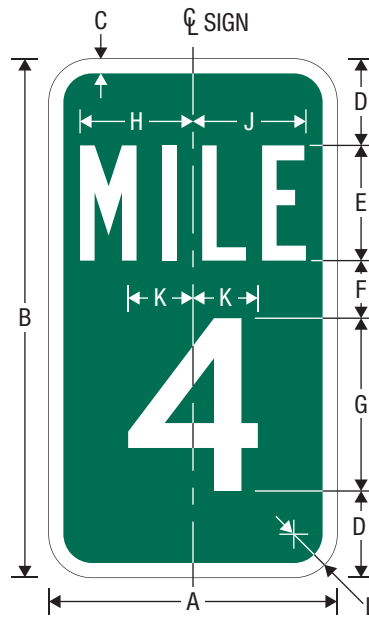


D9-22  
WIRELESS INTERNET

\* See page 8-53 for symbol design.

A	B	C	D	E
24	0.5	2	20	1.5
30	0.75	2.5	25	1.875

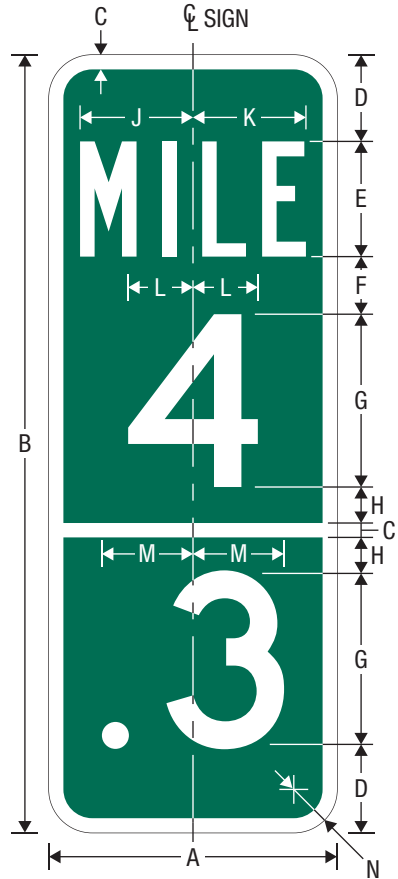
COLORS: LEGEND, BORDER – WHITE (RETROREFLECTIVE)  
BACKGROUND – BLUE (RETROREFLECTIVE)



D10-1  
REFERENCE LOCATION (1 DIGIT)

A	B	C	D	E	F	G	H	J	K	L
6	9	0.375	1.5	2 B	1	3 D	1.961	1.961	VAR	0.75
10	18	0.5	3	4 B	2	6 D	3.922	3.921	VAR	1.5
12	24	0.5	3.5	4 B	3	10 D	3.922	3.921	VAR	1.5

COLORS: LEGEND, BORDER – WHITE (RETROREFLECTIVE)  
BACKGROUND – GREEN (RETROREFLECTIVE)



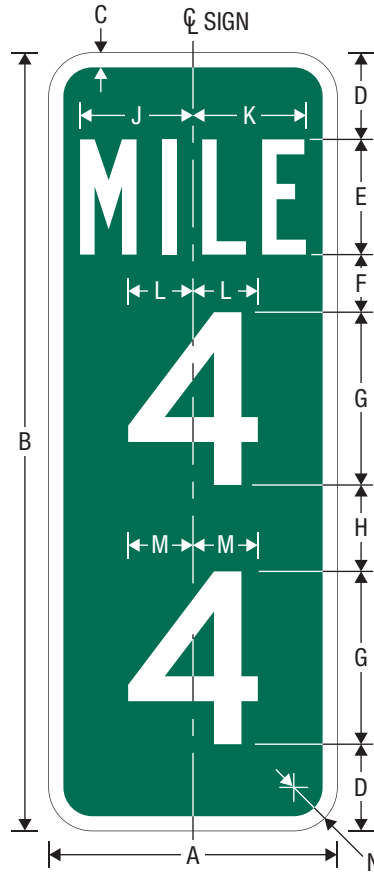
D10-1a

INTERMEDIATE REFERENCE LOCATION (2 DIGITS)

\* Optically center about vertical centerline.

A	B	C	D	E	F	G	H	J	K	L	M	N
6	15	0.375	1.5	2 B	1.375	3 D*	1.125	1.961	1.961	VAR	VAR	0.75
10	27	0.5	3	4 B	2	6 D*	1.25	3.922	3.921	VAR	VAR	1.5
12	36	0.5	3	4 B	3	10 D*	1.25	3.922	3.921	VAR	VAR	1.5

COLORS: LEGEND, BORDER – WHITE (RETROREFLECTIVE)  
BACKGROUND – GREEN (RETROREFLECTIVE)

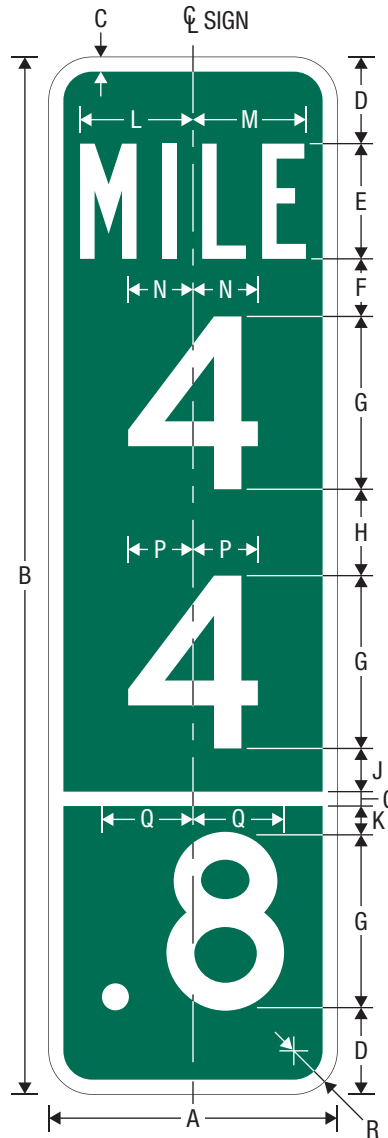


D10-2

REFERENCE LOCATION (2 DIGITS)

A	B	C	D	E	F	G	H	J	K	L	M	N
6	15	0.375	2	2 B	1.5	3 D	1.5	1.961	1.961	VAR	VAR	0.75
10	27	0.5	3	4 B	2	6 D	3	3.922	3.921	VAR	VAR	1.5
12	36	0.5	3	4 B	3	10 D	3	3.922	3.921	VAR	VAR	1.5

COLORS: LEGEND, BORDER – WHITE (RETROREFLECTIVE)  
BACKGROUND – GREEN (RETROREFLECTIVE)



D10-2a

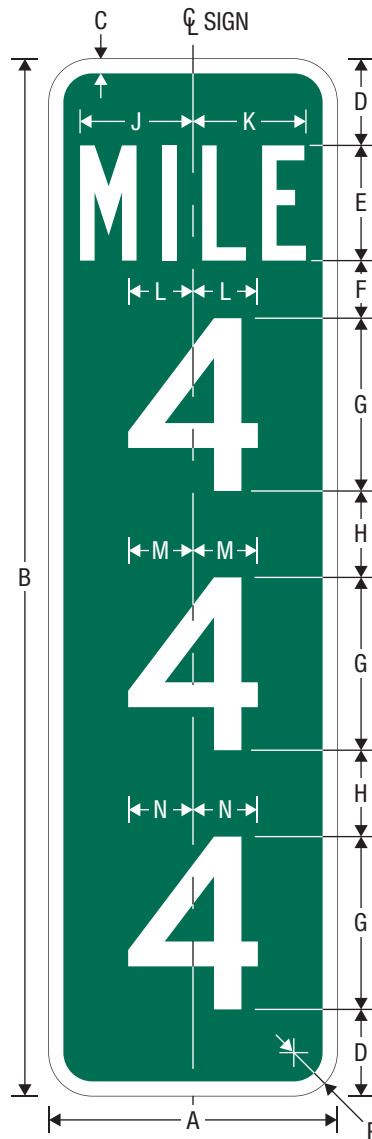
INTERMEDIATE REFERENCE LOCATION (3 DIGITS)

\* Optically center about vertical centerline.

A	B	C	D	E	F	G	H
6	21	0.375	1.5	2 B	2	3 D*	1.5
10	36	0.5	3	4 B	2	6 D*	3
12	48	0.5	2	4 B	3	10 D*	3

J	K	L	M	N	P	Q	R
2	1.125	1.961	1.961	VAR	VAR	VAR	0.75
1.5	1	3.922	3.921	VAR	VAR	VAR	1.5
2	1.5	3.922	3.921	VAR	VAR	VAR	1.5

COLORS: LEGEND, BORDER – WHITE (RETROREFLECTIVE)  
BACKGROUND – GREEN (RETROREFLECTIVE)

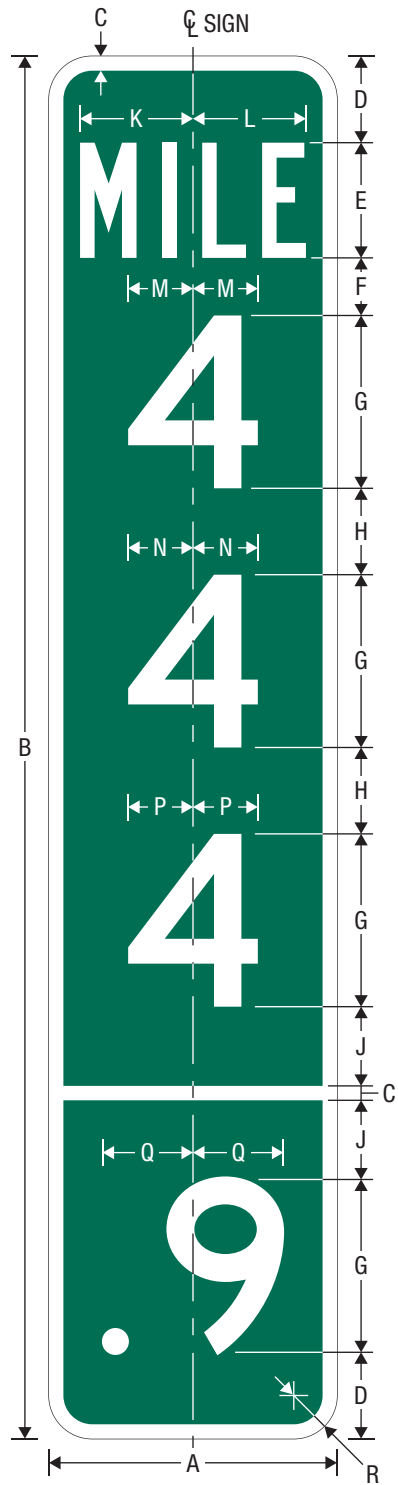


D10-3

REFERENCE LOCATION (3 DIGITS)

A	B	C	D	E	F	G	H	J	K	L	M	N	P
6	21	0.375	2.5	2 B	2	3 D	1.5	1.961	1.961	VAR	VAR	VAR	0.75
10	36	0.5	3	4 B	2	6 D	3	3.922	3.921	VAR	VAR	VAR	1.5
12	48	0.5	3	4 B	3	10 D	2.5	3.922	3.921	VAR	VAR	VAR	1.5

COLORS: LEGEND, BORDER – WHITE (RETROREFLECTIVE)  
BACKGROUND – GREEN (RETROREFLECTIVE)



D10-3a

INTERMEDIATE REFERENCE LOCATION (4 DIGITS)

\* Optically center about vertical centerline.

A	B	C	D	E	F	G	H	J	K	L	M	N	P	Q	R
6	24	0.375	1.5	2 B	1.375	3 D*	1.5	1.125	1.961	1.961	VAR	VAR	VAR	VAR	0.75
10	48	0.5	3	4 B	2	6 D*	3	2.75	3.922	3.921	VAR	VAR	VAR	VAR	1.5
12	60	0.5	2	4 B	2.5	10 D*	3	1.5	3.922	3.921	VAR	VAR	VAR	VAR	1.5

COLORS: LEGEND, BORDER – WHITE (RETROREFLECTIVE)  
BACKGROUND – GREEN (RETROREFLECTIVE)





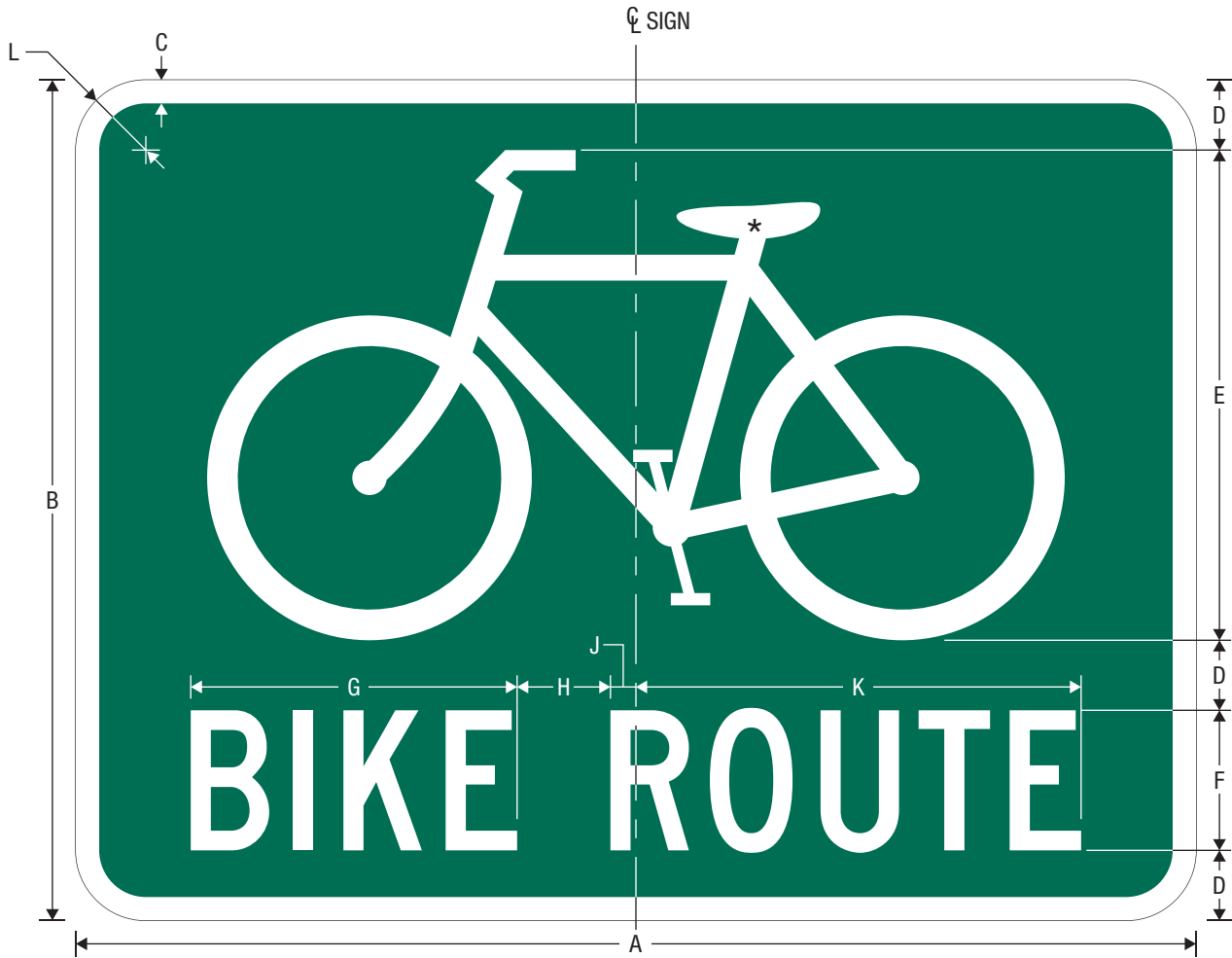
D10-5  
INTERMEDIATE ENHANCED REFERENCE LOCATION

- \* Standard Alphabet Series B (NORTH & SOUTH).
- \*\* Reduce Spacing 40% (NORTH & SOUTH).
- \*\*\* See pages 4-1, 4-3, 4-4, 4-5, 4-6, or 4-7 for Route (M1-1, M1-2, M1-3, M1-4, M1-5, M1-6, or M1-7 sign design. Scale dimensions proportionally.
- † Standard Alphabet Series B or Series C may be substituted where spacing limitations occur.

A	B	C	D	E	F	G	H	J	K	L	M
12	36	0.5	1.875	3.25 C*	1.25	8	3 D	1.5	6 D†	1	6 D
18	60	0.5	2.75	6 B**	3.75	13	6 C	2	8 D†	2	8 D

N	P	Q	R	S	T	U	V	W	X	Y	Z
1.375	3.75 C*	4.456	4.217	4.216	VAR	VAR	4.176	4.175	4.564	4.563	1.5
2.25	7 B**	7.689	7.203	7.203	VAR	VAR	6.103	6.103	6.773	6.773	1.5

COLORS: LEGEND, BORDER – WHITE (RETROREFLECTIVE)  
BACKGROUND – GREEN (RETROREFLECTIVE)

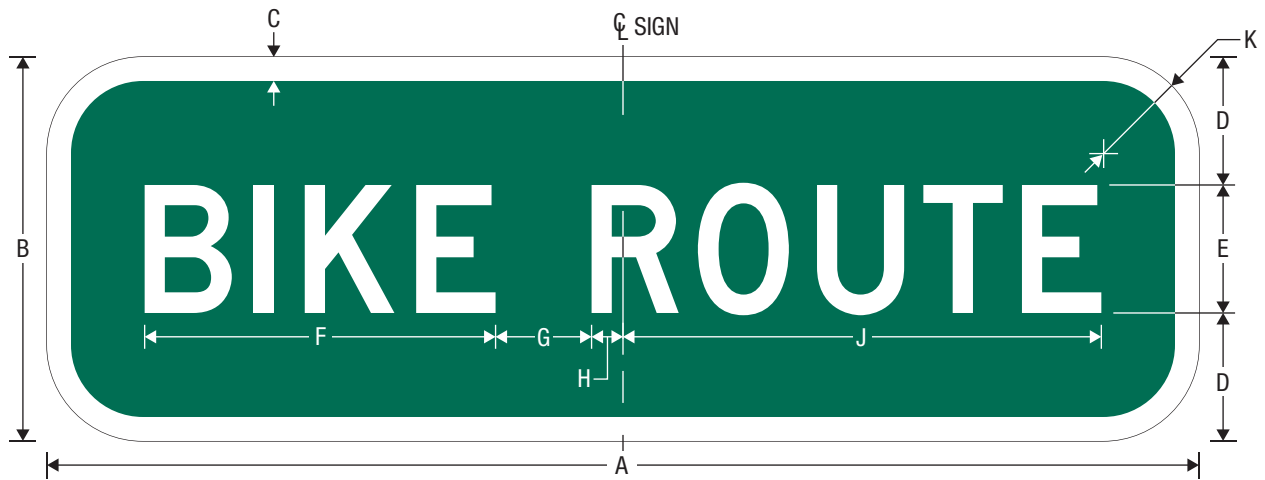


D11-1  
BIKE ROUTE

\* See page 8-4 for symbol design.

A	B	C	D	E	F	G	H	J	K	L
24	18	0.5	1.5	10.5	3 C	6.992	2	0.546	9.538	1.5

COLORS: LEGEND, BORDER – WHITE (RETROREFLECTIVE)  
BACKGROUND – GREEN (RETROREFLECTIVE)



D11-1bP  
BIKE ROUTE (PLAQUE)

A	B	C	D	E	F	G	H	J	K
18	6	0.375	2	2 D	5.483	1.5	0.491	7.474	1.5

COLORS: LEGEND, BORDER – WHITE (RETROREFLECTIVE)  
BACKGROUND – GREEN (RETROREFLECTIVE)



D11-1c  
BIKE ROUTE WITH DESTINATION

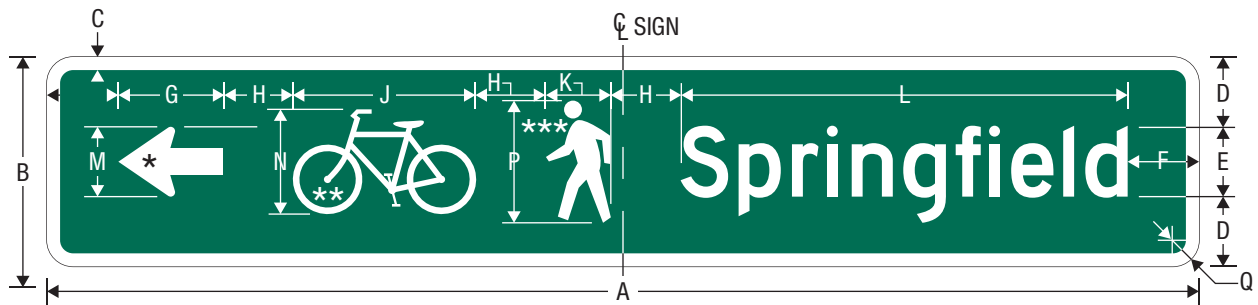
\* See page 8-4 for symbol design.

\*\* Optically space about vertical centerline.

A	B	C	D	E	F	G	H
24	18	0.5	1.75	11	1.25	2.5 C	1.5

J	K	L	M	N	P	Q
2 D	9.625	2.5 MIN**	2.922	2.5	VAR	1.5

COLORS: LEGEND, BORDER – WHITE (RETROREFLECTIVE)  
BACKGROUND – GREEN (RETROREFLECTIVE)



D11-10a

SHARED-USE PATH DESTINATION (1 LINE)

\* See page 7-3 for arrow design.

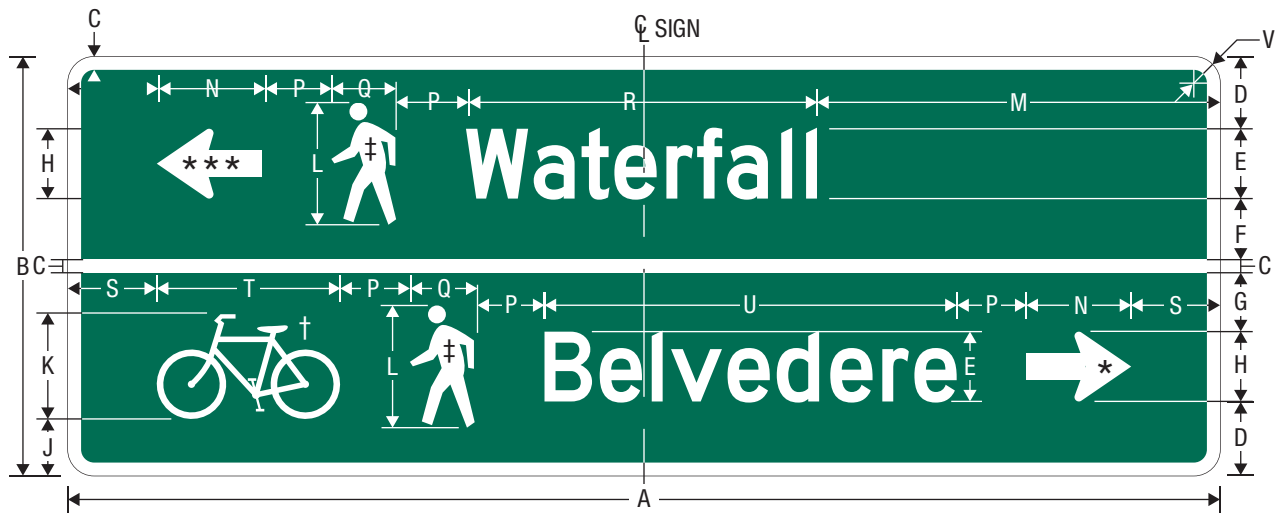
\*\* See page 8-4 for symbol design.

\*\*\* See page 8-7 for symbol design.

A	B	C	D	E	F	G	H
VAR	6	0.375	2	2 D	2 MIN	3	2

J	K	L	M	N	P	Q
5.25	1.859	VAR	2	3	3.5	0.75

COLORS: LEGEND, BORDER — WHITE (RETROREFLECTIVE)  
BACKGROUND — GREEN (RETROREFLECTIVE)



D11-10b

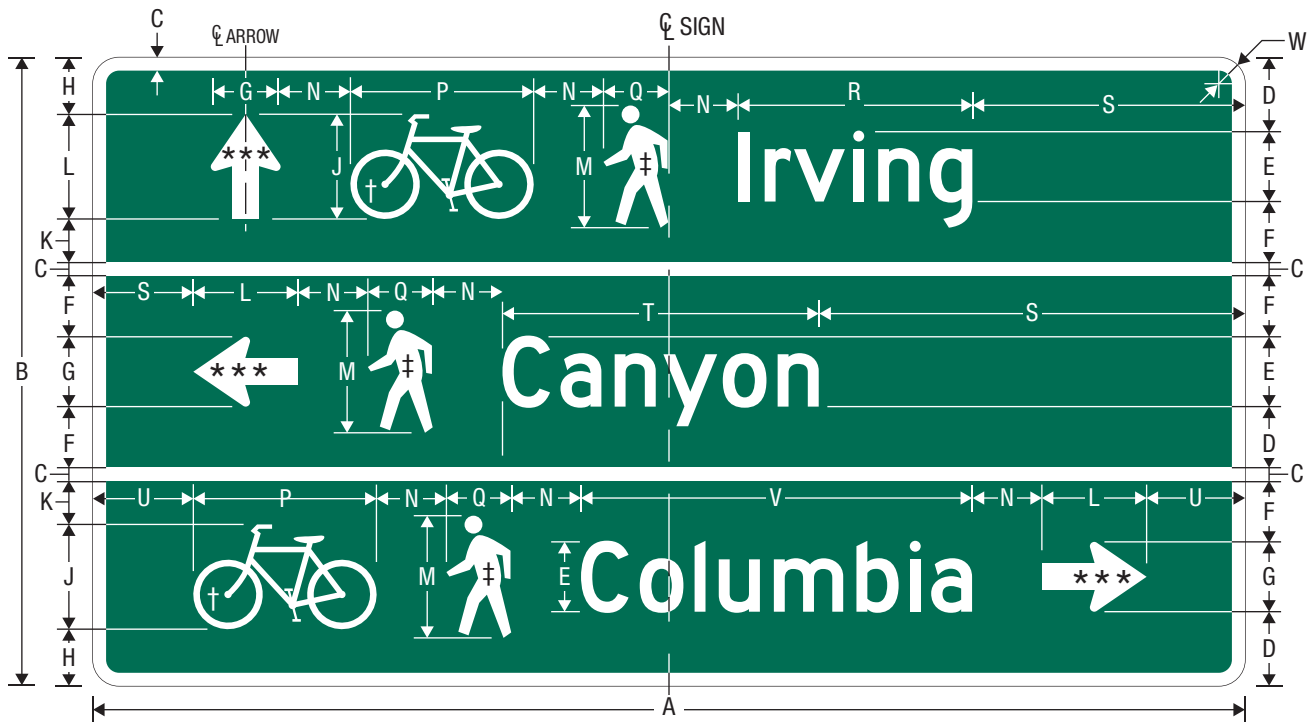
SHARED-USE PATH DESTINATION (2 LINES)

- \* Controlling line of legend.
- \*\* Optically space non-controlling line.
- \*\*\* See page 7-3 for arrow design.
- † See page 8-4 for symbol design.
- ‡ See page 8-7 for symbol design.

A	B	C	D	E	F	G	H	J	K
VAR	12	0.375	2.125	2 D	1.688	1.687	2	1.625	3

L	M	N	P	Q	R	S	T	U	V
3.5	2 MIN**	3	2	1.859	VAR	2 MIN*	5.25	VAR	0.75

COLORS: LEGEND, BORDER – WHITE (RETROREFLECTIVE)  
BACKGROUND – GREEN (RETROREFLECTIVE)



D11-10c

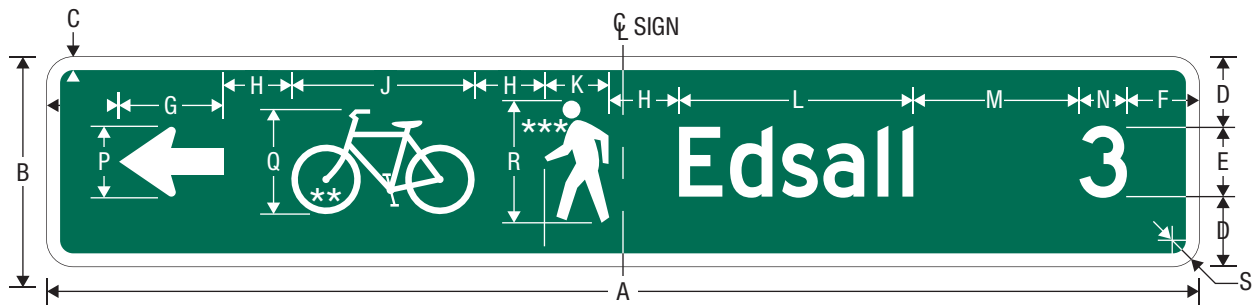
SHARED-USE PATH DESTINATION (3 LINES)

- \* Controlling line of legend.
- \*\* Optically space non-controlling line.
- \*\*\* See page 7-3 for arrow design.
- † See page 8-4 for symbol design.
- ‡ See page 8-7 for symbol design.

A	B	C	D	E	F	G	H	J	K	L
VAR	18	0.375	2.125	2 D	1.75	2	1.625	3	1.25	3

M	N	P	Q	R	S	T	U	V	W
3.5	2	5.25	1.859	VAR	2 MIN**	VAR	2 MIN*	VAR	0.75

COLORS: LEGEND, BORDER – WHITE (RETROREFLECTIVE)  
BACKGROUND – GREEN (RETROREFLECTIVE)



D11-10d

SHARED-USE PATH DESTINATION AND DISTANCE (1 LINE)

\* See page 7-3 for arrow design.

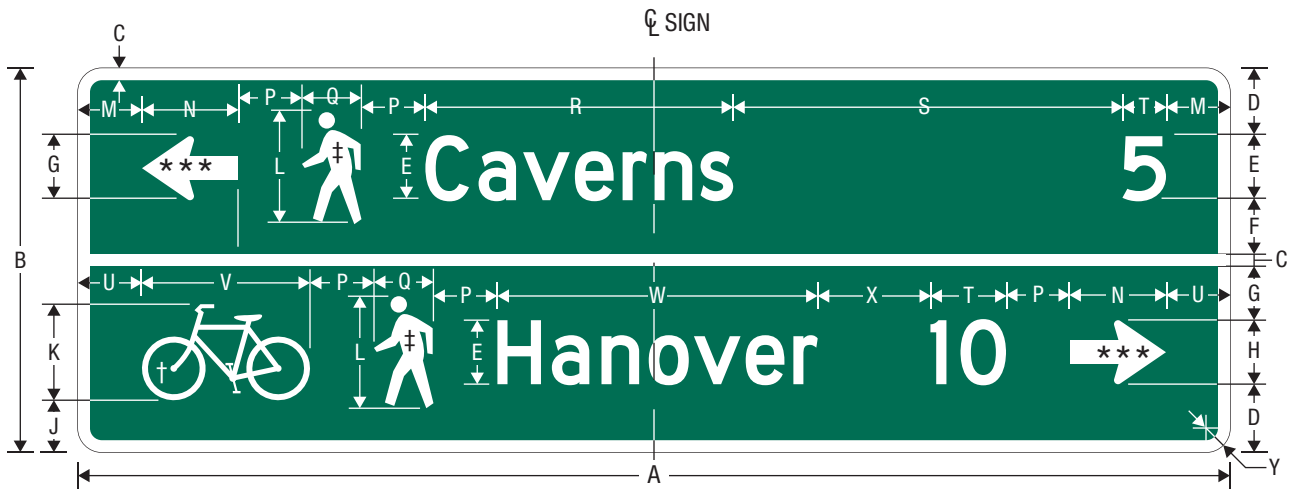
\*\* See page 8-4 for symbol design.

\*\*\* See page 8-7 for symbol design.

A	B	C	D	E	F	G	H	J
VAR	6	0.375	2	2 D	2 MIN	3	2	5.25

K	L	M	N	P	Q	R	S
1.859	VAR	2 MIN	VAR	2	3	3.5	0.75

COLORS: LEGEND, BORDER – WHITE (RETROREFLECTIVE)  
BACKGROUND – GREEN (RETROREFLECTIVE)



D11-10e

SHARED-USE PATH DESTINATION AND DISTANCE (2 LINES)

- \* Controlling line of legend.
- \*\* Optically space non-controlling line.
- \*\*\* See page 7-3 for arrow design.
- † See page 8-4 for symbol design.
- ‡ See page 8-7 for symbol design.

A	B	C	D	E	F	G	H	J	K	L	M
VAR	12	0.375	2.125	2 D	1.688	1.687	2	1.625	3	3.5	2 MIN**

N	P	Q	R	S	T	U	V	W	X	Y
3	2	1.859	VAR	2 MIN**	VAR	2 MIN*	5.25	VAR	2 MIN*	0.75

COLORS: LEGEND, BORDER — WHITE (RETROREFLECTIVE)  
BACKGROUND — GREEN (RETROREFLECTIVE)



D11-10f

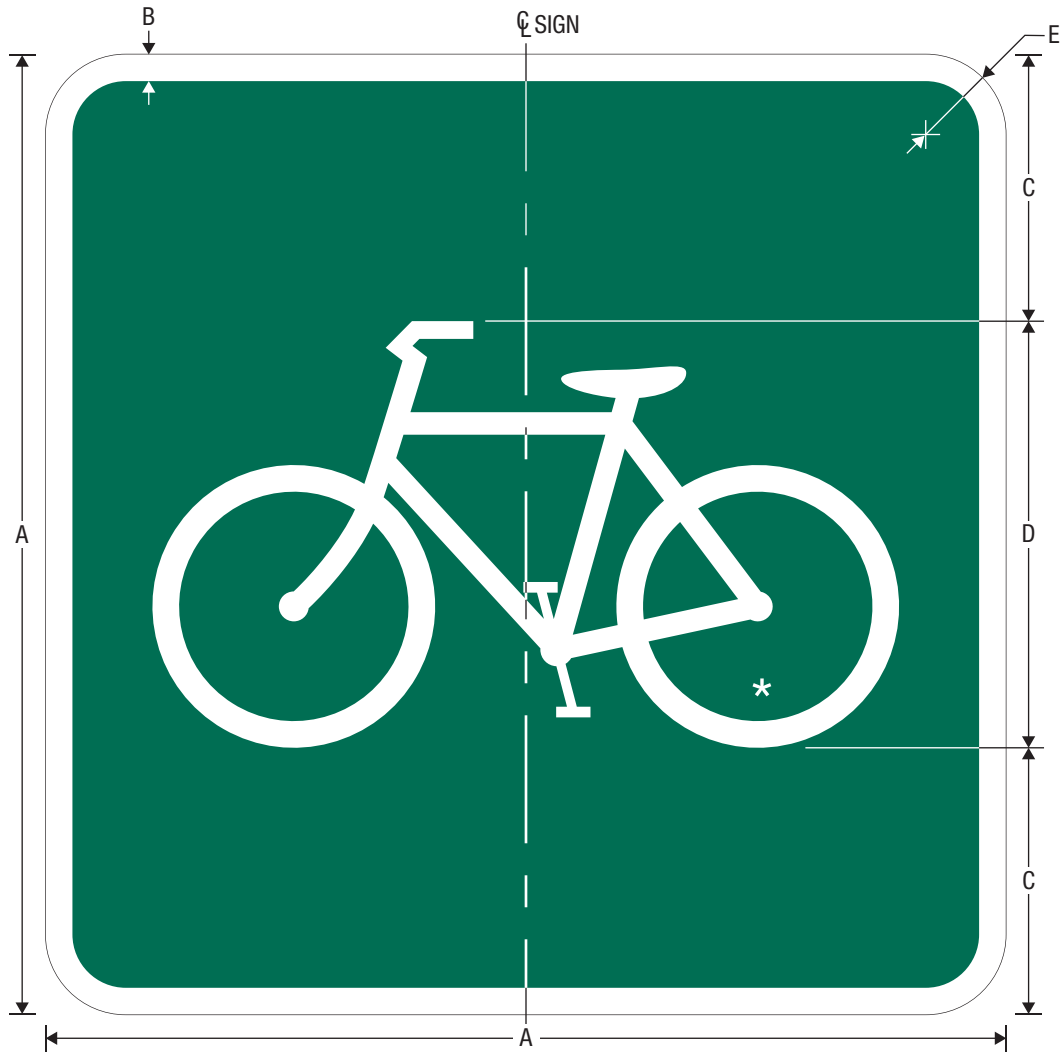
SHARED-USE PATH DESTINATION AND DISTANCE (3 LINES)

- \* Controlling line of legend.
- \*\* Optically space non-controlling line.
- \*\*\* See page 7-3 for arrow design.
- † See page 8-4 for symbol design.
- ‡ See page 8-7 for symbol design.

A	B	C	D	E	F	G	H	J	K	L	M	N	P	Q	R
VAR	18	0.375	2.125	2D	1.75	2	1.375	3.5	1.625	3	1.25	3	2	5.25	1.859

S	T	U	V	W	X	Y	Z	AA	BB	CC	DD	EE	FF	GG
VAR	2 MIN**	VAR	2 MIN**	2 MIN*	VAR	2 MIN*	VAR	2 MIN**	VAR	2 MIN**	VAR	2 MIN**	2 MIN**	0.75

COLORS: LEGEND, BORDER – WHITE (RETROREFLECTIVE)  
BACKGROUND – GREEN (RETROREFLECTIVE)

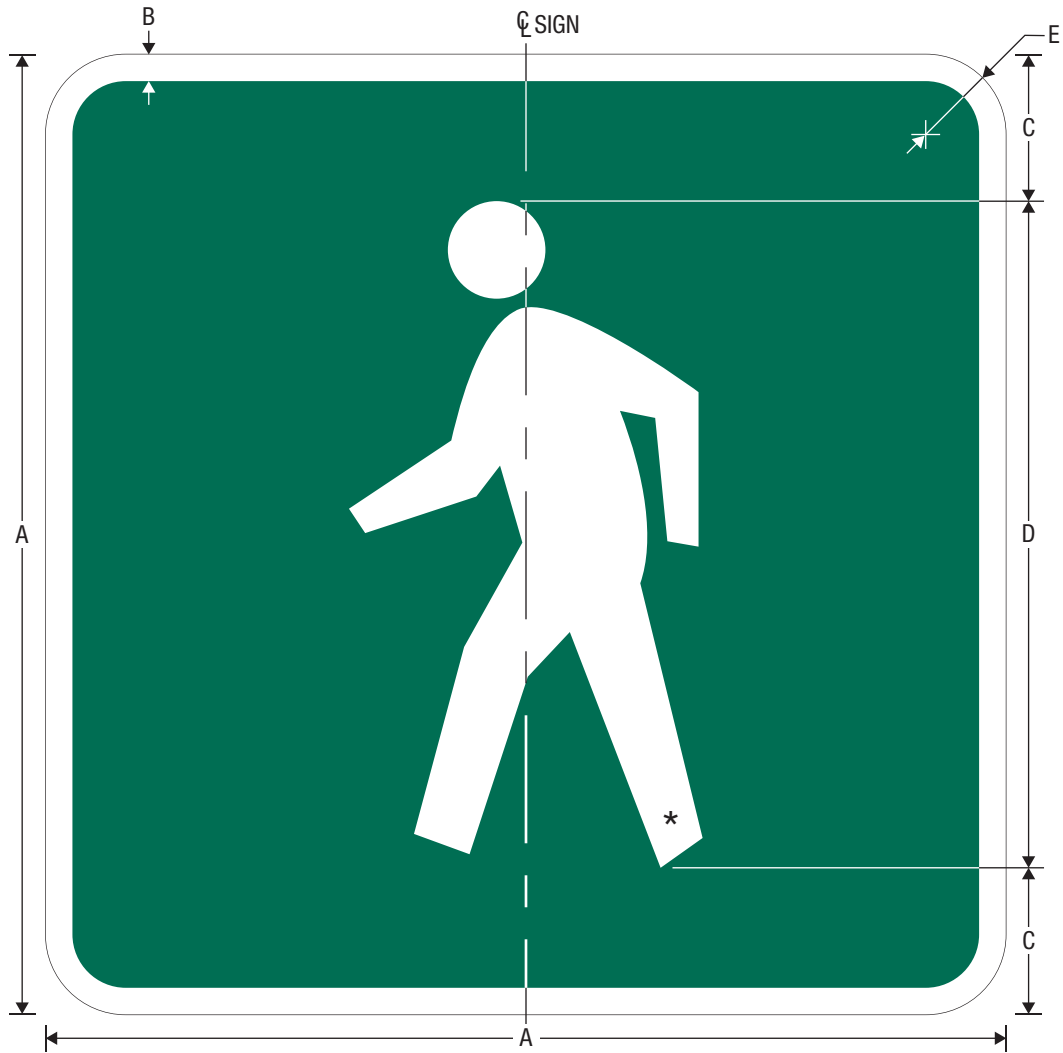


D11-11  
BICYCLES DIRECTIONAL

\* See page 8-4 for symbol design.

A	B	C	D	E
18	0.5	5	8	1.5

COLORS: LEGEND, BORDER – WHITE (RETROREFLECTIVE)  
BACKGROUND – GREEN (RETROREFLECTIVE)

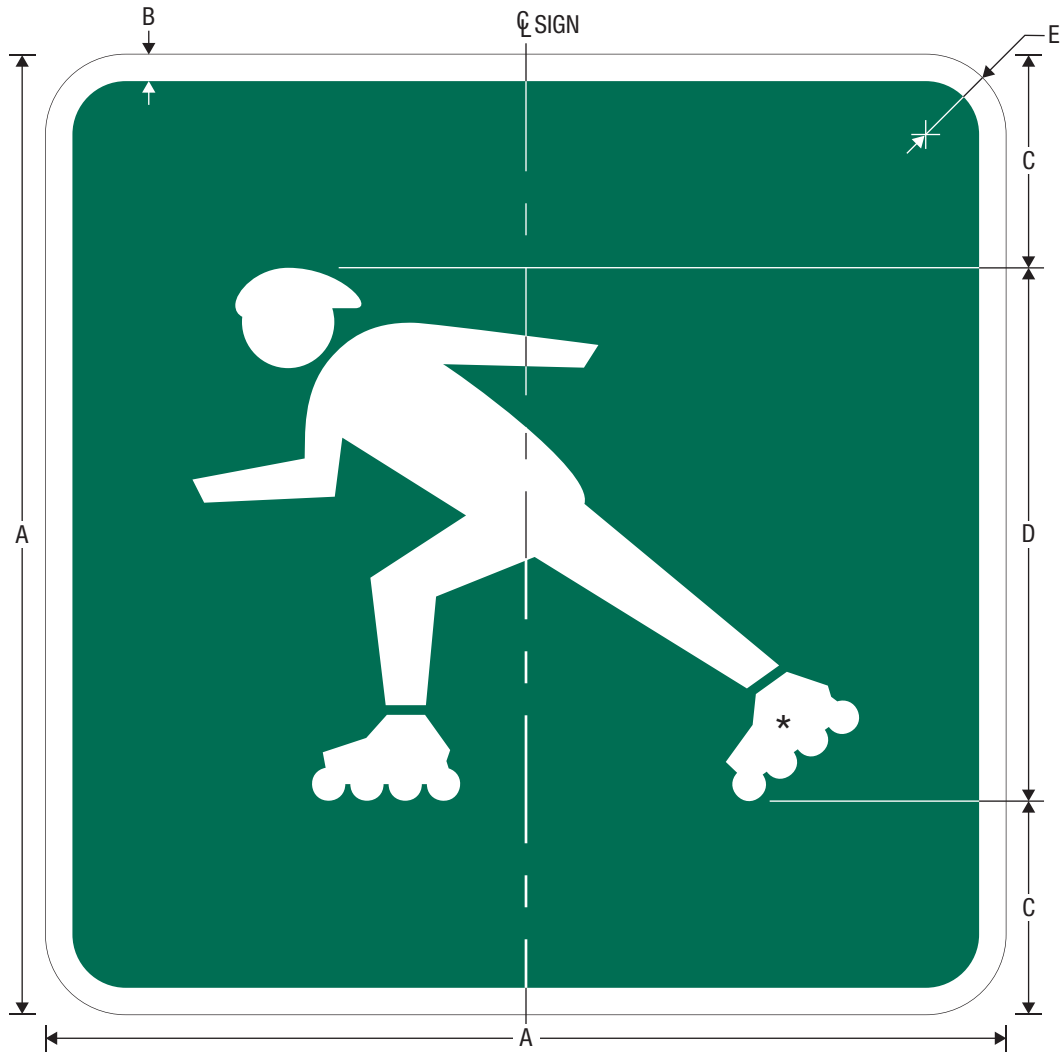


D11-12  
PEDESTRIANS DIRECTIONAL

\* See page 8-7 for symbol design.

A	B	C	D	E
18	0.5	2.75	12.5	1.5

COLORS: LEGEND, BORDER – WHITE (RETROREFLECTIVE)  
BACKGROUND – GREEN (RETROREFLECTIVE)

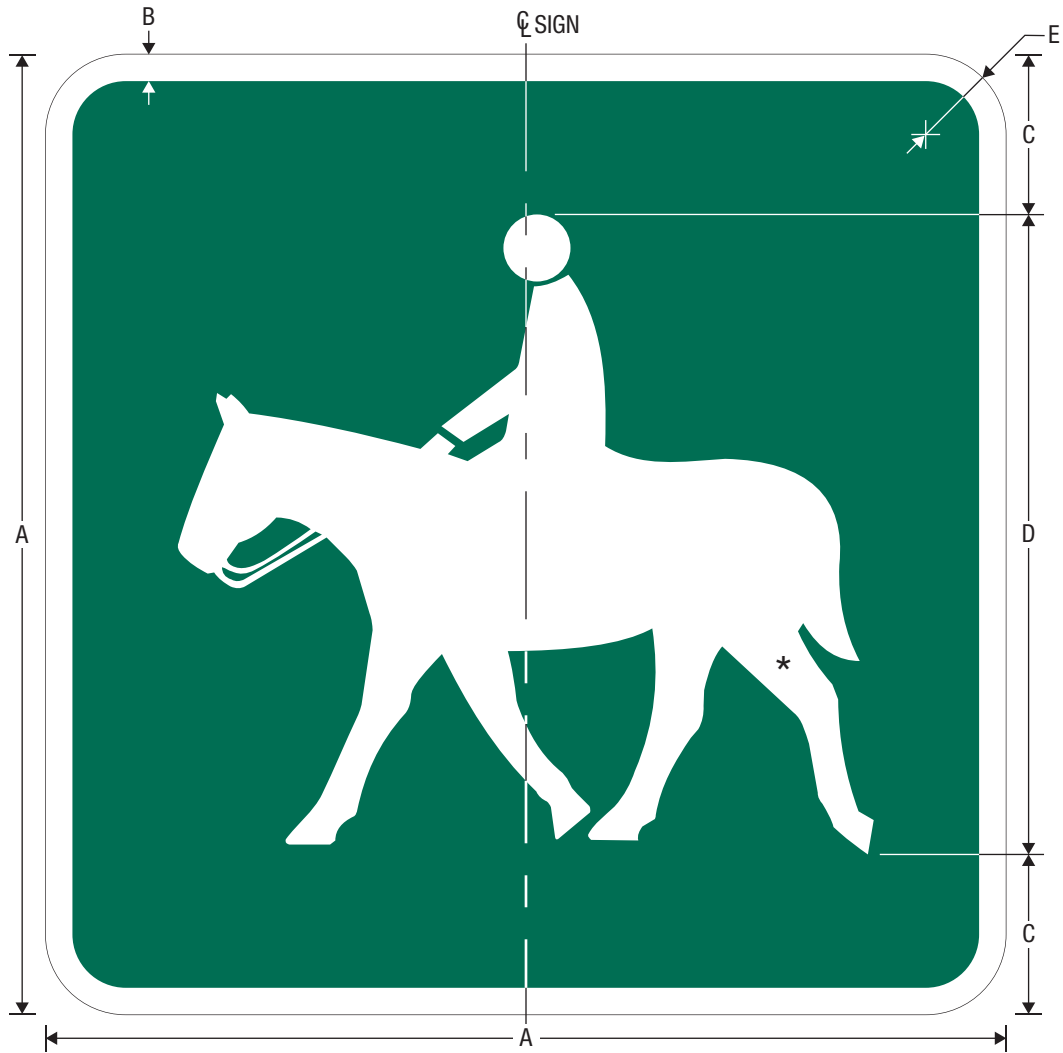


D11-13  
SKATERS DIRECTIONAL

\* See page 8-19 for symbol design.

A	B	C	D	E
18	0.5	4	10	1.5

COLORS: LEGEND, BORDER – WHITE (RETROREFLECTIVE)  
BACKGROUND – GREEN (RETROREFLECTIVE)



D11-14  
EQUESTRIANS DIRECTIONAL

\* See page 8-44 for symbol design.

A	B	C	D	E
18	0.5	3	12	1.5

COLORS: LEGEND, BORDER – WHITE (RETROREFLECTIVE)  
BACKGROUND – GREEN (RETROREFLECTIVE)



D11-20L

BICYCLE LEFT TURN MAY USE TURN BOX

\* See page 8-4 for symbol design.

\*\* Reduce Spacing 20%.

A	B	C	D	E	F	G	H	J	K	L
12	18	0.375	2.375	4.5	1.5	1.75 C**	1	1.75 C	4.090	0.618

M	N	P	Q	R	S	T	U	V	W	X
0.132	4.576	3.747	0.351	0.649	3.449	4.640	0.122	1	3.519	1.5

COLORS: LEGEND, BORDER – WHITE (RETROREFLECTIVE)  
BACKGROUND – GREEN (RETROREFLECTIVE)



D11-20R

BICYCLE RIGHT TURN MAY USE TURN BOX

\* See page 8-4 for symbol design.

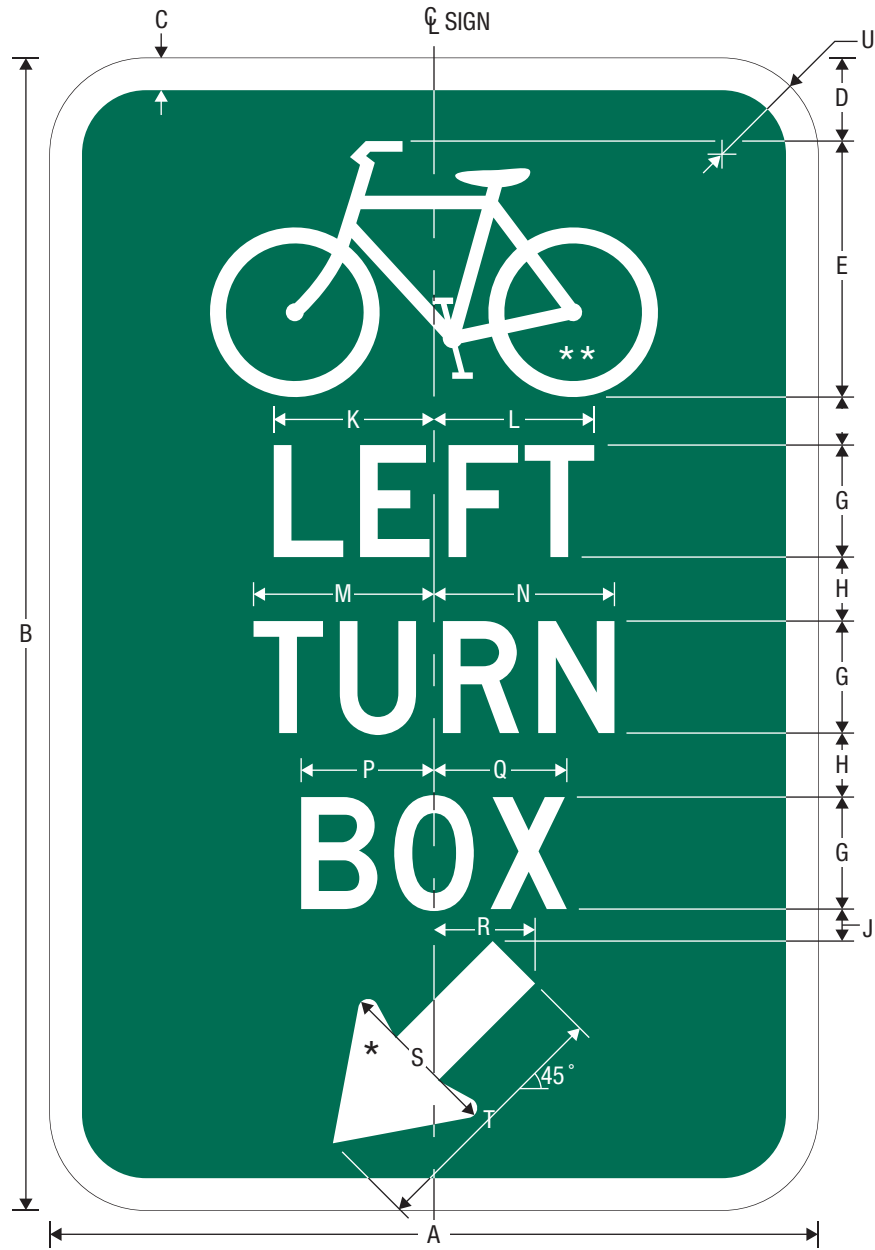
\*\* Reduce Spacing 40%.

A	B	C	D	E	F	G	H	J	K	L
12	18	0.375	2.375	4.5	1.5	1.75 C**	1	1.75 C	4.825	0.158

M	N	P	Q	R	S	T	U	V	W	X
0.592	4.116	3.747	0.351	0.649	3.449	4.640	0.122	1	3.519	1.5

COLORS: LEGEND, BORDER – WHITE (RETROREFLECTIVE)  
BACKGROUND – GREEN (RETROREFLECTIVE)

4-195-2



D11-20aL

BICYCLE LEFT TURN BOX (WITH ARROW, OBLIQUE)

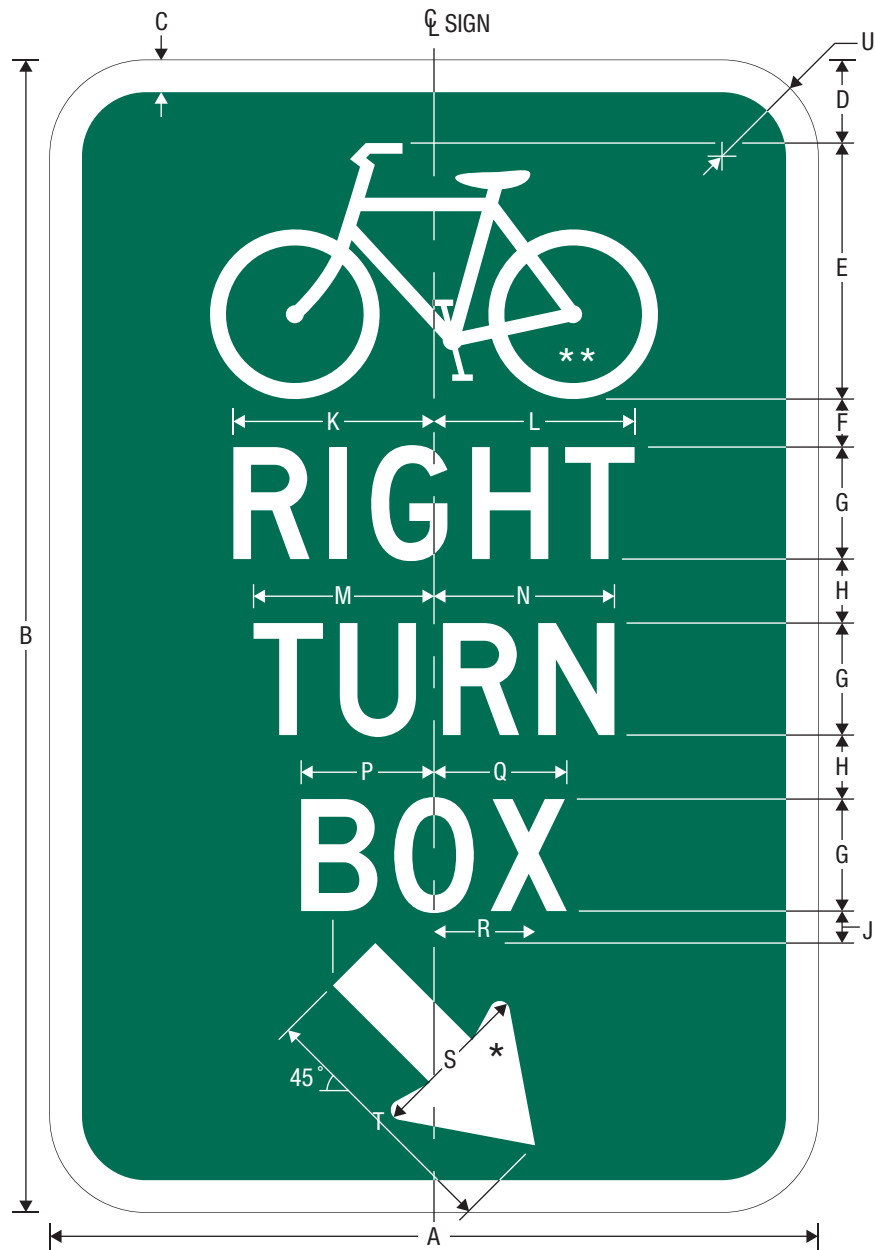
\* See page 7-3 for arrow design.

\*\* See page 8-4 for symbol design.

A	B	C	D	E	F	G	H	J	K
12	18	0.5	1.295	4	0.75	1.75 D	1	0.5	2.504

L	M	N	P	Q	R	S	T	U
2.503	2.820	2.819	2.076	2.075	1.580	2.5	4	1.5

COLORS: LEGEND, BORDER – WHITE (RETROREFLECTIVE)  
BACKGROUND – GREEN (RETROREFLECTIVE)



D11-20aR

BICYCLE RIGHT TURN BOX (WITH ARROW, OBLIQUE)

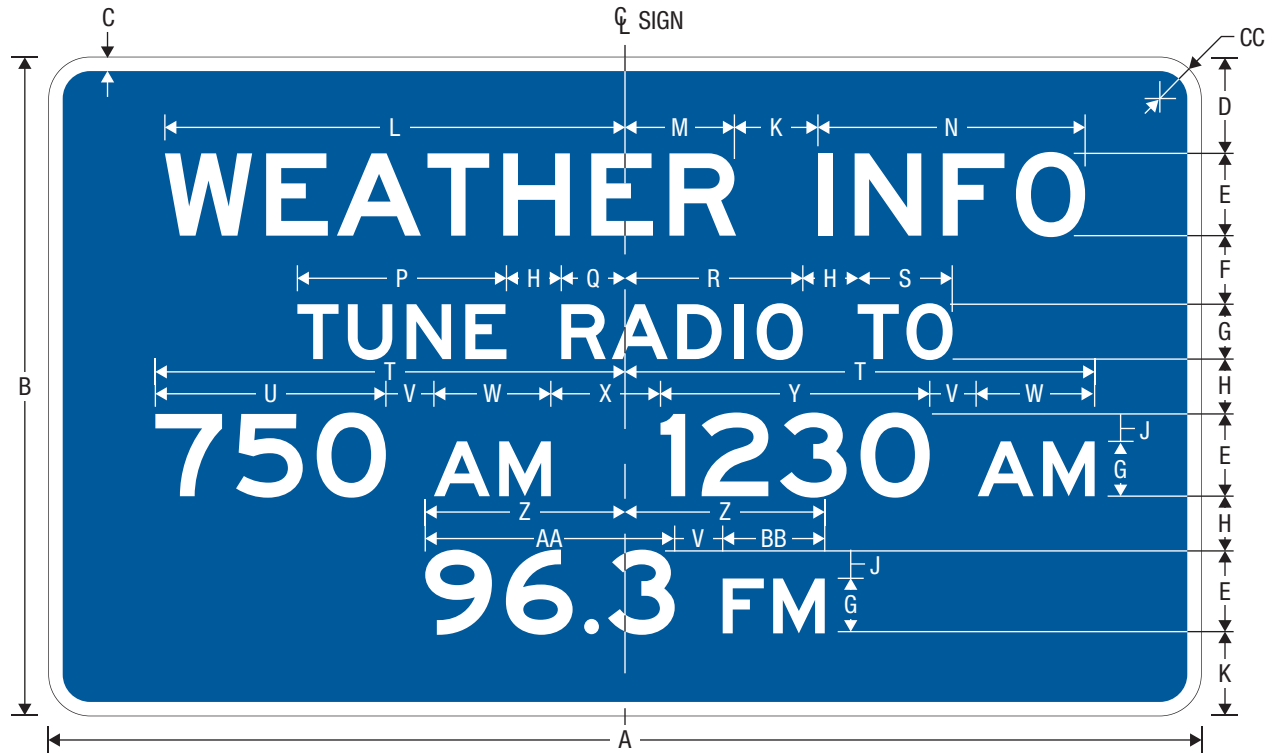
\* See page 7-3 for arrow design.

\*\* See page 8-4 for symbol design.

A	B	C	D	E	F	G	H	J	K
12	18	0.5	1.295	4	0.75	1.75 D	1	0.5	4.635

L	M	N	P	Q	R	S	T	U
4.634	2.820	2.819	2.076	2.075	1.580	2.5	4	1.5

COLORS: LEGEND, BORDER – WHITE (RETROREFLECTIVE)  
BACKGROUND – GREEN (RETROREFLECTIVE)

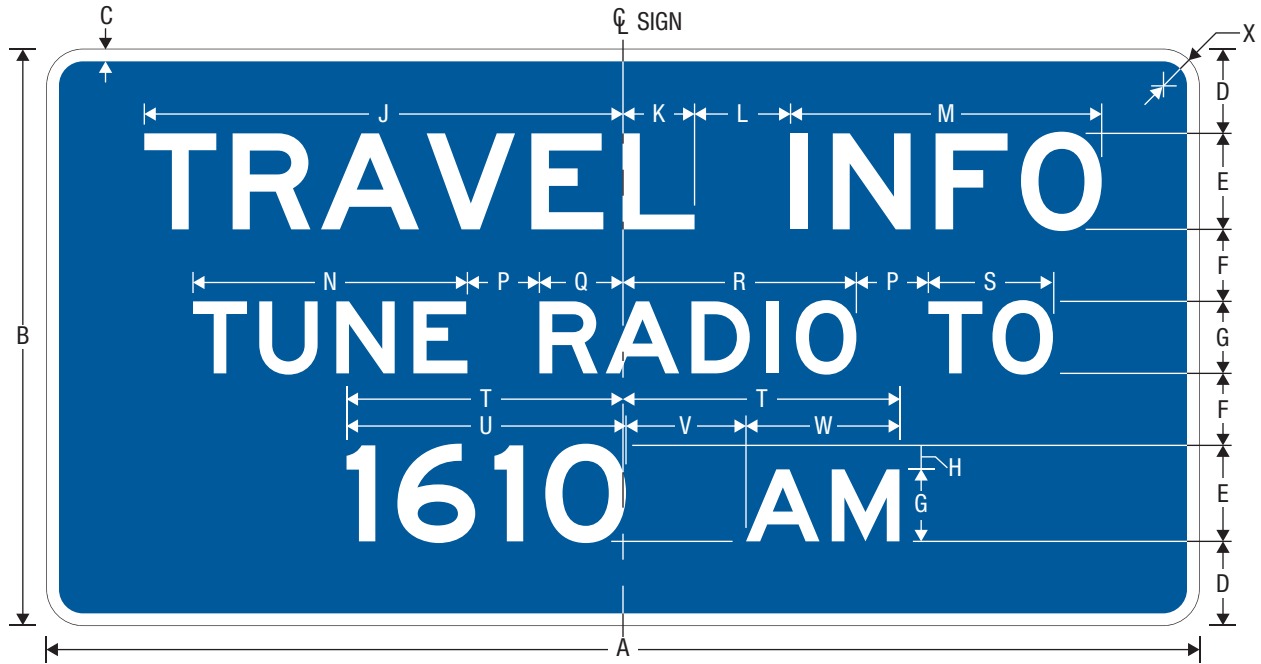


D12-1  
RADIO-WEATHER INFORMATION

A	B	C	D	E	F	G	H	J	K	L	M	N	P
84	48	1	7	6 E	5	4 E	4	2	6	33.551	8.104	19.446	15.244
132	84	2	11	10 E	9	8 E	8	2	10	55.918	13.507	32.410	30.488

Q	R	S	T	U	V	W	X	Y	Z	AA	BB	CC
4.644	12.965	6.922	VAR	VAR	3.5	VAR	8	VAR	VAR	VAR	VAR	3
9.287	25.931	13.844	VAR	VAR	5	VAR	12	VAR	VAR	VAR	VAR	9

COLORS: LEGEND, BORDER — WHITE (RETROREFLECTIVE)  
BACKGROUND — BLUE (RETROREFLECTIVE)



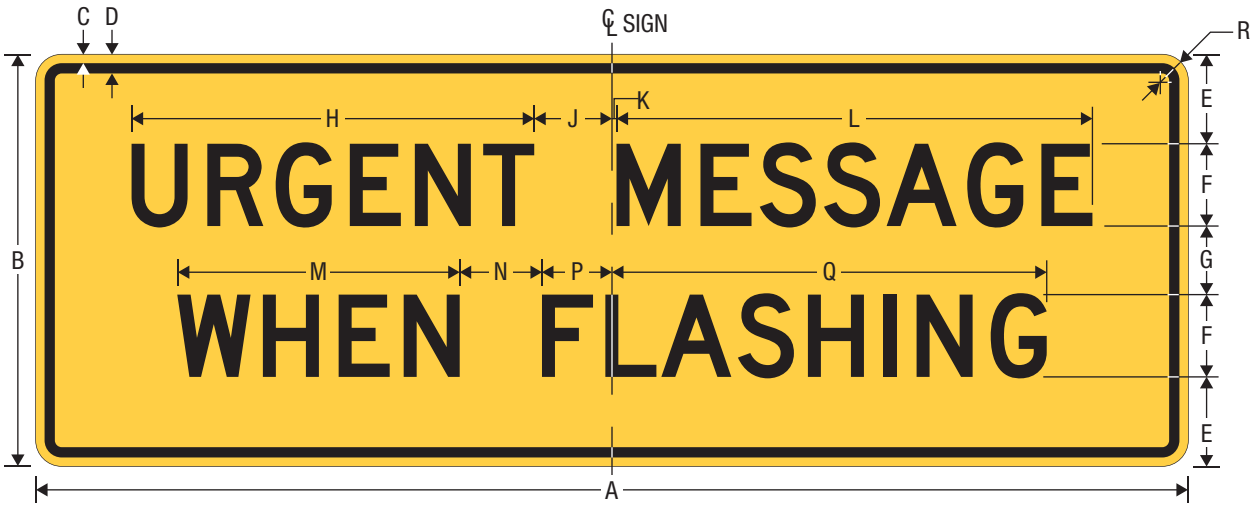
D12-1a

RADIO-TRAFFIC INFORMATION

A	B	C	D	E	F	G	H	J	K	L
96	48	1	7	8 E	6	6 E	2	39.891	5.963	8
120	60	1.5	8	10 E	8	8 E	2	49.864	7.454	10

M	N	P	Q	R	S	T	U	V	W	X
25.928	22.866	6	6.966	19.448	10.383	VAR	VAR	10	VAR	3
32.410	30.488	8	9.287	25.931	13.844	VAR	VAR	10	VAR	6

COLORS: LEGEND, BORDER – WHITE (RETROREFLECTIVE)  
BACKGROUND – BLUE (RETROREFLECTIVE)



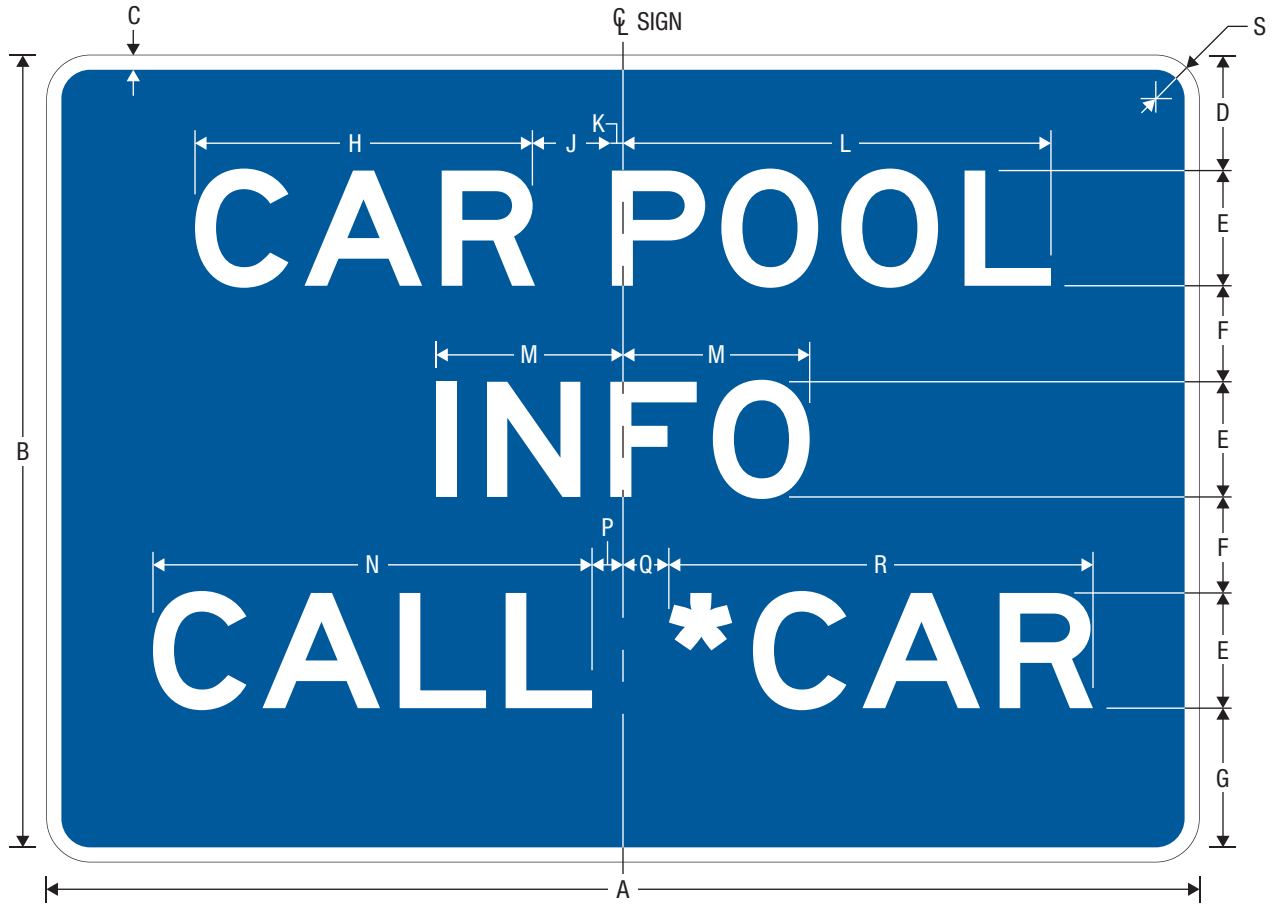
D12-1bP

URGENT MESSAGE WHEN FLASHING (PLAQUE)

A	B	C	D	E	F	G	H
84	30	0.625	0.875	6.5	6 D	5	29.631
108	36	0.625	0.875	7	8 D	6	39.148

J	K	L	M	N	P	Q	R
5.671	0.329	34.703	20.594	6	5.105	31.699	3
7.562	0.438	46.270	27.458	8	6.807	42.265	3

COLORS: LEGEND, BORDER — BLACK  
BACKGROUND — YELLOW (RETROREFLECTIVE)

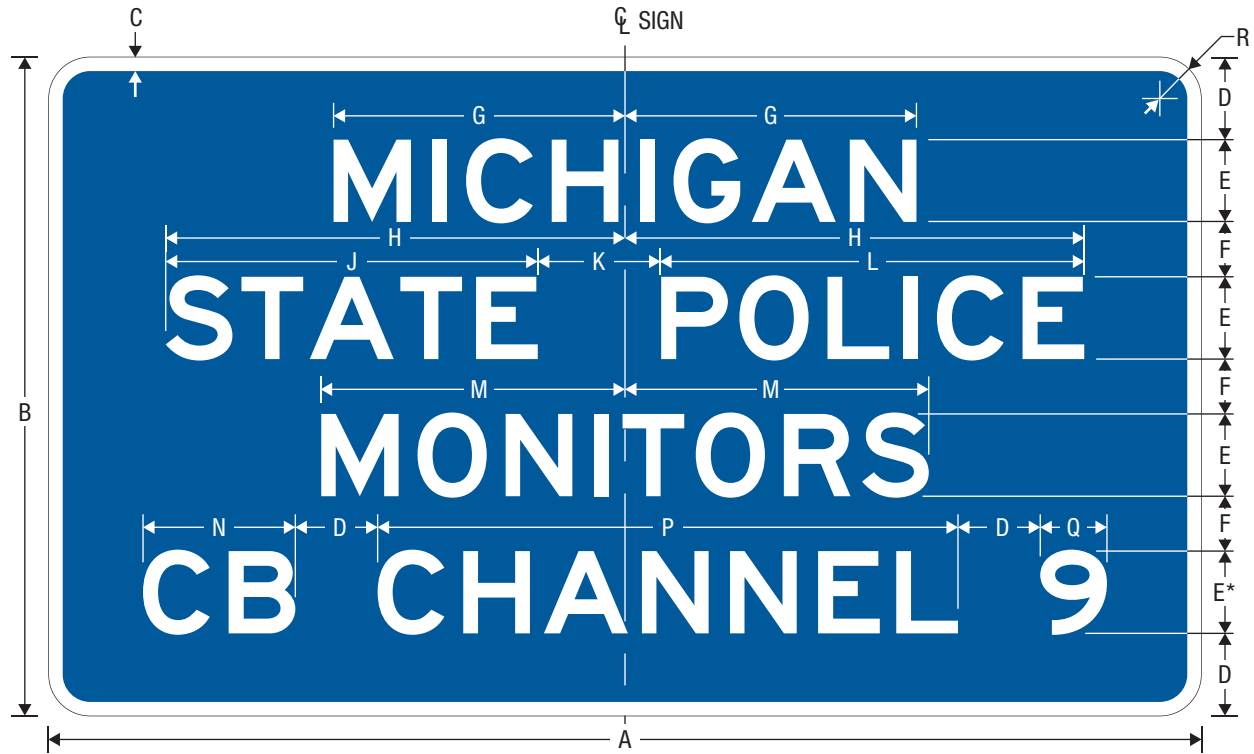


D12-2  
CARPOOL INFORMATION

A	B	C	D	E	F	G	H	J
60	42	0.75	6	6 E	5	8	17.711	4
96	66	1.5	9	10 E	8	11	29.518	6.5

K	L	M	N	P	Q	R	S
0.579	22.290	9.723	22.868	1.612	2.388	VAR	2.25
1.049	37.066	16.205	38.113	2.354	3.646	VAR	6

COLORS: LEGEND, BORDER – WHITE (RETROREFLECTIVE)  
BACKGROUND – BLUE (RETROREFLECTIVE)



D12-3  
CHANNEL 9 MONITORED

\* Optically center about centerline.

A	B	C	D	E	F	G	H
84	48	1	6	6 E	4	VAR	VAR
132	84	2	10	10 E	8	VAR	VAR

J	K	L	M	N	P	Q	R
VAR	9	VAR	22.149	11.106	42.317	4.863	3
VAR	12	VAR	36.915	18.510	70.528	8.105	6

COLORS: LEGEND, BORDER – WHITE (RETROREFLECTIVE)  
BACKGROUND – BLUE (RETROREFLECTIVE)



D12-4  
EMERGENCY CALL 911

\* Increase Spacing 100%.

A	B	C	D	E	F	G	H	J	K	L	M	N
66	30	0.75	6.5	6 E	5	27.25	27.25	21.066	1.802	6	13.263*	2.25
96	48	1	11	9 E	8	40.875	40.874	31.598	2.703	9	19.895*	3

COLORS: LEGEND, BORDER – WHITE (RETROREFLECTIVE)  
BACKGROUND – BLUE (RETROREFLECTIVE)



D12-5

TRAVEL INFO CALL 511 (PICTOGRAPH)

\* See page 8-79 for pictograph design.

\*\* Increase Spacing 50%.

A	B	C	D	E	F	G	H	J
48	60	1	4.5	18	4.5	6 D	6 D**	6
66	72	1	5.875	22	4.75	8 E	8 E**	5.875

K	L	M	N	P	Q	R	S	T
14.288	14.287	8.345	8.344	18.038	1.173	6	10.865	3
22.927	22.927	12.964	12.964	26.787	3.703	7	16.084	3

COLORS: LEGEND, BORDER – WHITE (RETROREFLECTIVE)  
BACKGROUND – BLUE (RETROREFLECTIVE)



D12-5a  
TRAVEL INFO CALL 511

\* Increase Spacing 50%.

A	B	C	D	E	F	G	H	J	K	L	M	N	P
48	36	0.75	4.5	6 D	14.288	14.287	8.345	8.344	18.038	1.173	6	10.865*	2.25
66	48	1	6	8 E	22.927	22.927	12.964	12.964	26.787	3.703	7	16.084*	3

COLORS: LEGEND, BORDER — WHITE (RETROREFLECTIVE)  
BACKGROUND — BLUE (RETROREFLECTIVE)



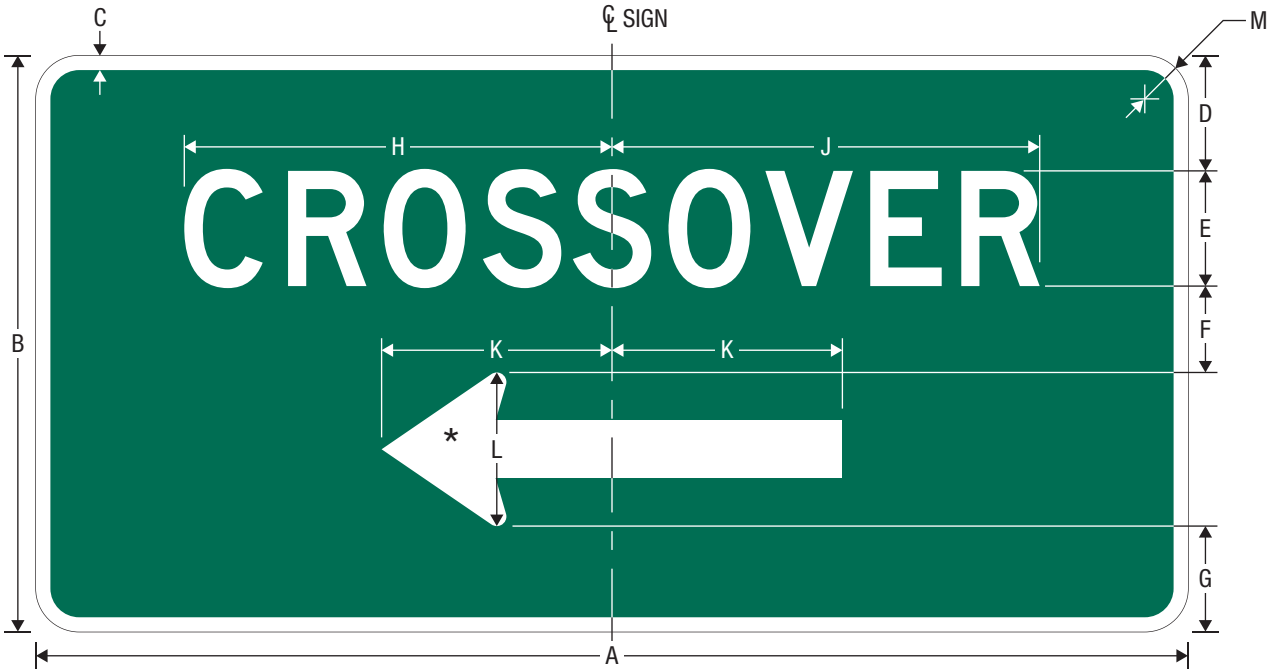
D12-6  
ROADSIDE ASSISTANCE

\* Reduce Spacing 20%.

A	B	C	D	E	F	G
60	42	0.75	7	6 D	5	6 D*
78	54	1	9	8 D	6	8 D*

H	J	K	L	M	N	P
18.823	22.516	VAR	19.211	6	VAR	2.25
25.097	30.021	VAR	25.614	8	VAR	3

COLORS: LEGEND, BORDER – WHITE (RETROREFLECTIVE)  
BACKGROUND – BLUE (RETROREFLECTIVE)



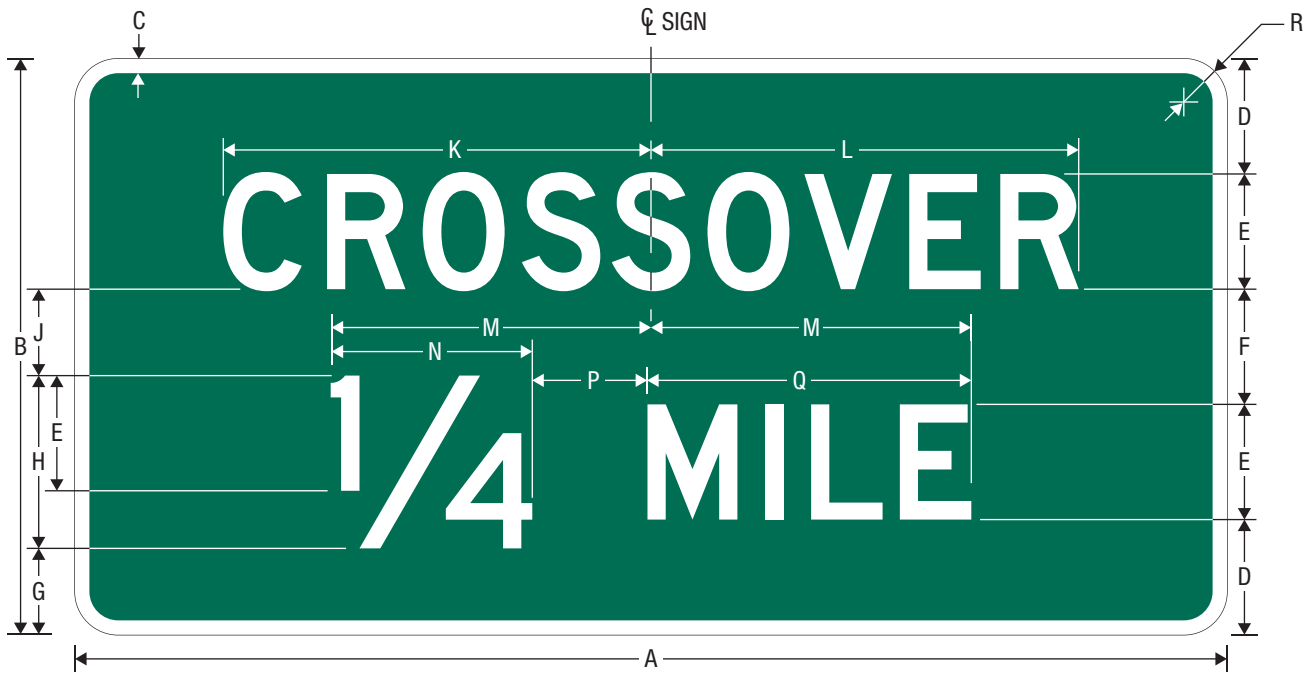
D13-1  
CROSSOVER (DIRECTIONAL)

\* See page 7-3 for arrow design.

A	B	C	D	E	F
60	30	0.75	6	6 D	4.5
78	42	1	9	8 D	6

G	H	J	K	L	M
5.5	22.277	22.276	12	8	2.25
9	29.702	29.702	15	10	3

COLORS: LEGEND, BORDER – WHITE (RETROREFLECTIVE)  
BACKGROUND – GREEN (RETROREFLECTIVE)




D13-2  
ADVANCE CROSSOVER

A	B	C	D	E	F	G	H
60	30	0.75	6	6 D	6	4.5	9
78	42	1	9	8 D	8	7	12

J	K	L	M	N	P	Q	R
4.5	22.277	22.276	VAR	VAR	6	VAR	2.25
6	29.702	29.702	VAR	VAR	8	VAR	3

COLORS: LEGEND, BORDER – WHITE (RETROREFLECTIVE)  
BACKGROUND – GREEN (RETROREFLECTIVE)

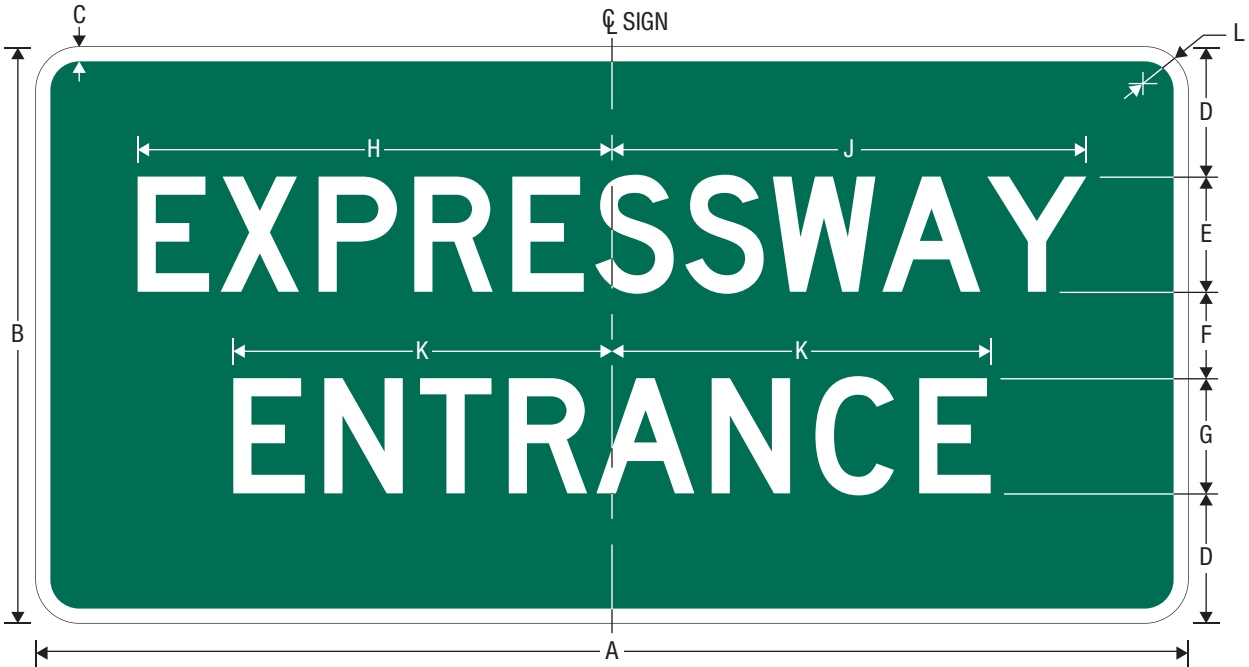


D13-3  
FREEWAY ENTRANCE

A	B	C	D	E	F	G	H	J
48	30	0.75	6.75	6 D	4.5	17.499	19.723	1.875

COLORS: LEGEND, BORDER – WHITE (RETROREFLECTIVE)  
BACKGROUND – GREEN (RETROREFLECTIVE)

4-208-1



D13-3  
EXPRESSWAY ENTRANCE

A	B	C	D	E	F	G	H	J	K	L
60	30	0.75	6.75	6 D	4.5	6 D	24.708	24.707	19.723	2.25

COLORS: LEGEND, BORDER – WHITE (RETROREFLECTIVE)  
BACKGROUND – GREEN (RETROREFLECTIVE)

4-208-2



D13-3  
PARKWAY ENTRANCE

A	B	C	D	E	F	G	H	J
48	30	0.75	6.75	6 D	4.5	18.282	19.723	1.875

COLORS: LEGEND, BORDER – WHITE (RETROREFLECTIVE)  
BACKGROUND – GREEN (RETROREFLECTIVE)

4-208-3

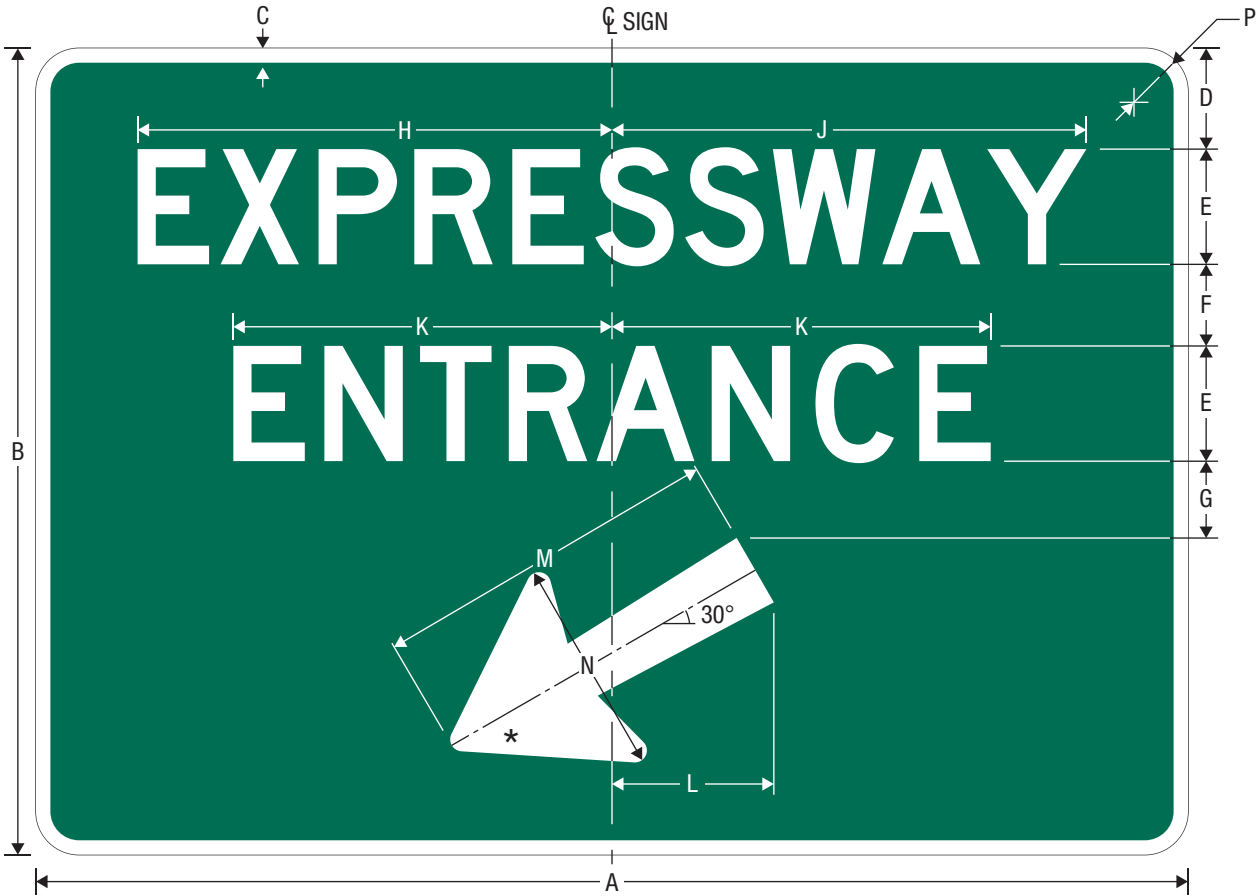


D13-3a  
FREEWAY ENTRANCE (DIRECTIONAL)

\* See page 7-1 for arrow design.

A	B	C	D	E	F	G	H	J	K	L	M	N
48	42	0.75	5.25	6 D	4.25	4	17.499	19.723	8.429	18.25	11.25	2.25

COLORS: LEGEND, BORDER – WHITE (RETROREFLECTIVE)  
BACKGROUND – GREEN (RETROREFLECTIVE)



D13-3a  
FREEWAY ENTRANCE (DIRECTIONAL)

\* See page 7-1 for arrow design.

A	B	C	D	E	F	G	H	J	K	L	M	N	P
60	42	0.75	5.25	6 D	4.25	4	24.708	24.707	19.723	8.429	18.25	11.25	2.25

COLORS: LEGEND, BORDER – WHITE (RETROREFLECTIVE)  
BACKGROUND – GREEN (RETROREFLECTIVE)



D13-3a  
FREEWAY ENTRANCE (DIRECTIONAL)

\* See page 7-1 for arrow design.

A	B	C	D	E	F	G	H	J	K	L	M	N
48	42	0.75	5.25	6 D	4.25	4	18.282	19.723	8.429	18.25	11.25	2.25

COLORS: LEGEND, BORDER – WHITE (RETROREFLECTIVE)  
BACKGROUND – GREEN (RETROREFLECTIVE)



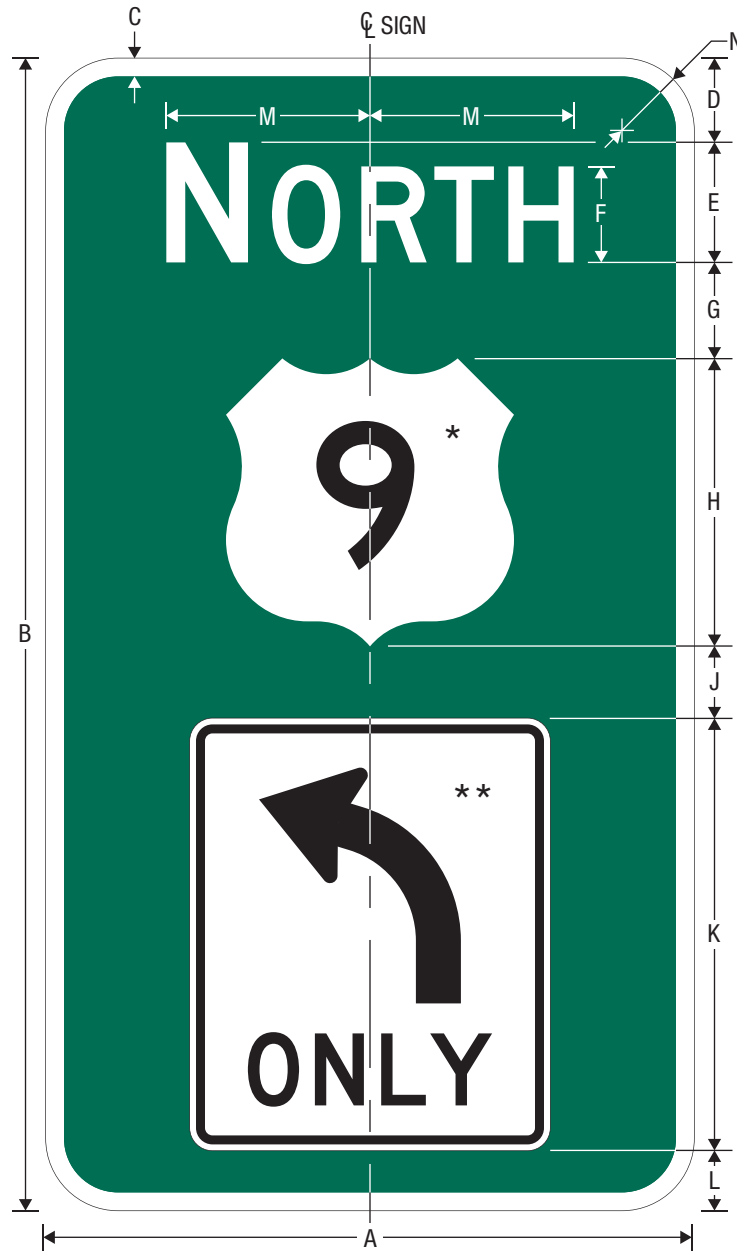
D15-1  
COMBINATION LANE USE / DESTINATION

\* See page 2-52 or 2-53 for Mandatory Movement Lane Control (R3-5 or R3-5a) sign design.

A	B	C	D	E	F	G	H	J	K	L	M
VAR	96	1.5	7	10.667 D	8	12.666	36	5	VAR	VAR	3

COLORS: LEGEND, BORDER – WHITE (RETROREFLECTIVE)  
BACKGROUND – GREEN (RETROREFLECTIVE)

4-210-1



D15-1  
COMBINATION LANE USE / DESTINATION

\* See page 4-1, 4-3, 4-4, 4-5, 4-6, or 4-7 for Route (M1-1, M1-2, M1-3, M1-4, M1-5, M1-6, or M1-7) sign design.

\*\* See page 2-52 or 2-53 for Mandatory Movement Lane Control (R3-5 or R3-5a) sign design.

A	B	C	D	E	F	G	H	J	K	L	M	N
VAR	96	1.5	7	10 D	8 D	8	24	6	36	5	VAR	3

COLORS: LEGEND, BORDER – WHITE (RETROREFLECTIVE)  
BACKGROUND – GREEN (RETROREFLECTIVE)



D17-1  
NEXT TRUCK LANE

A	B	C	D	E	F	G	H	J	K
42	48	0.75	5.25	6 D	4.5	4.5	7.5 D	3.75	9.066
60	66	1.25	8	8 D	6	7	10 D	5	12.088

L	M	N	P	Q	R	S	T	U
12.369	9.666	9.665	VAR	4 MIN	VAR	6	21.551	2.25
16.492	12.887	12.887	VAR	6 MIN	VAR	8	28.734	3

COLORS: LEGEND, BORDER – WHITE (RETROREFLECTIVE)  
BACKGROUND – GREEN (RETROREFLECTIVE)



D17-2

ADVANCE TRUCK LANE

A	B	C	D	E	F	G	H	J
42	42	0.75	7	6 D	5	5.5	9	3.5
60	54	1.25	8	8 D	7	6	12	5

K	L	M	N	P	Q	R	S	T
12.369	9.666	9.665	VAR	3.5 MIN	VAR	6	16.686	2.25
16.492	12.887	12.887	VAR	6 MIN	VAR	8	22.488	3

COLORS: LEGEND, BORDER – WHITE (RETROREFLECTIVE)  
BACKGROUND – GREEN (RETROREFLECTIVE)



D17-3  
NEXT PASSING LANE

A	B	C	D	E	F	G	H	J	K
42	48	0.75	5.25	6 D	4.5	4.5	7.5 D	3.75	9.066
60	66	1.25	8	8 D	6	7	10 D	5	12.088

L	M	N	P	Q	R	S	T	U	V
15.853	15.852	9.666	9.665	VAR	4 MIN	VAR	6	VAR	2.25
21.137	21.137	12.887	12.887	VAR	6 MIN	VAR	8	VAR	3

COLORS: LEGEND, BORDER – WHITE (RETROREFLECTIVE)  
BACKGROUND – GREEN (RETROREFLECTIVE)



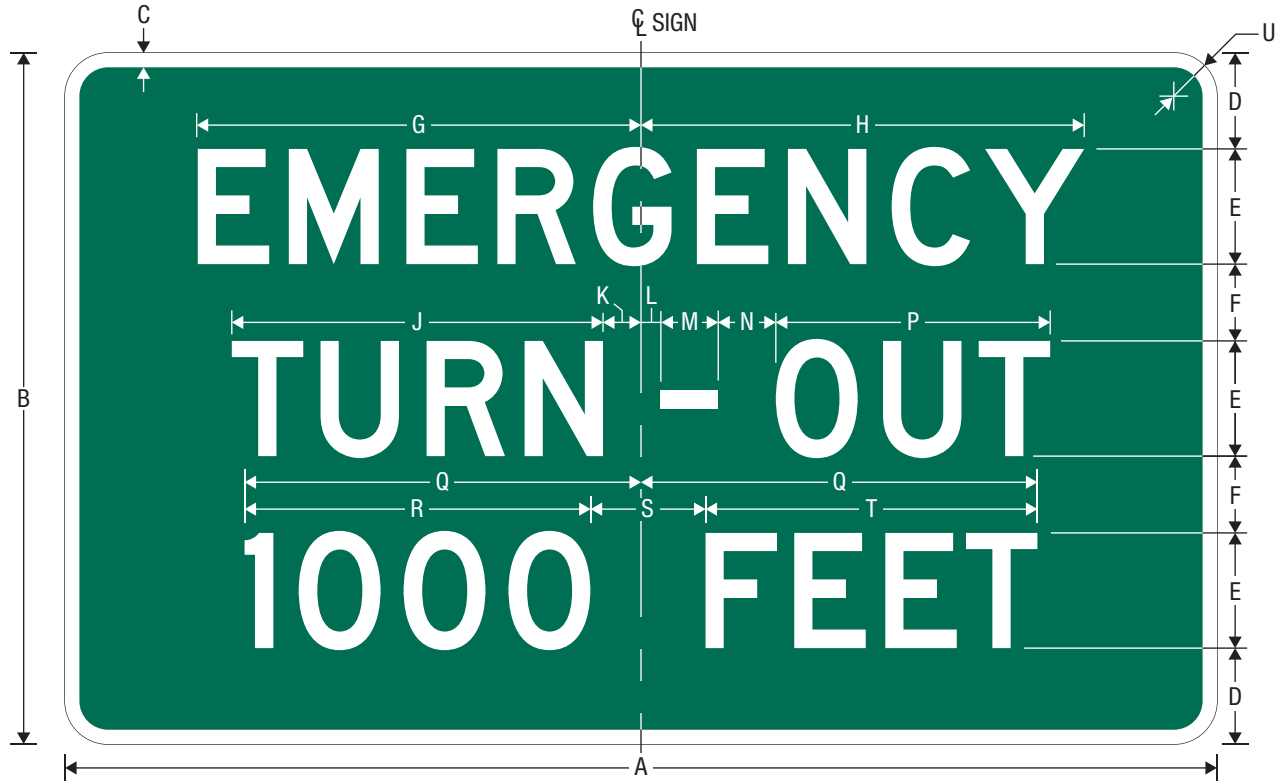
D17-4

ADVANCE PASSING LANE

A	B	C	D	E	F	G	H	J
42	42	0.75	7	6 D	5	5.5	9	3.5
60	54	1.25	8	8 D	7	6	12	5

K	L	M	N	P	Q	R	S	T
15.853	9.666	9.665	VAR	3.5 MIN	VAR	6	VAR	2.25
21.137	12.887	12.887	VAR	6 MIN	VAR	8	VAR	3

COLORS: LEGEND, BORDER – WHITE (RETROREFLECTIVE)  
BACKGROUND – GREEN (RETROREFLECTIVE)



D17-5

ADVANCE EMERGENCY TURN-OUT

A	B	C	D	E	F	G	H	J	K
60	36	0.75	5	6 D	4	23.085	23.084	19.335	1.977
78	54	1	8	8 D	7	30.779	30.779	25.780	2.636

L	M	N	P	Q	R	S	T	U
1.023	3	3	14.289	VAR	VAR	6	VAR	2.25
1.364	4	4	19.052	VAR	VAR	8	VAR	3

COLORS: LEGEND, BORDER — WHITE (RETROREFLECTIVE)  
BACKGROUND — GREEN (RETROREFLECTIVE)



D17-6R

EMERGENCY TURN-OUT (DIRECTIONAL)



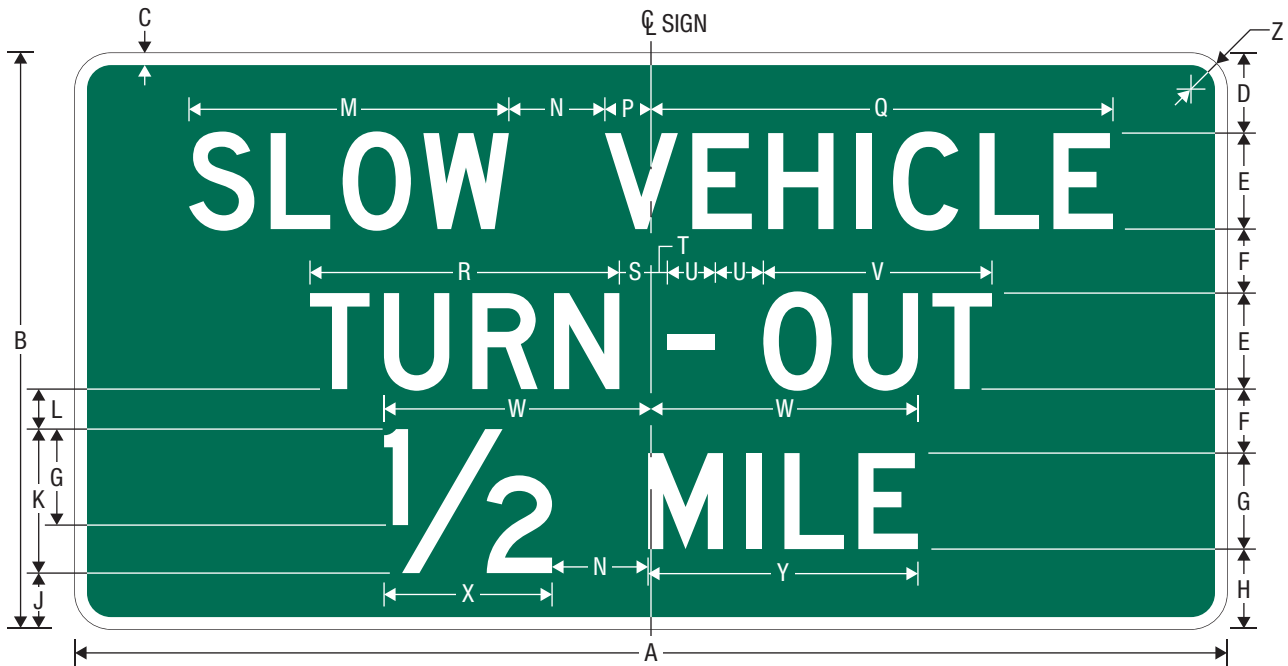
D17-6L

\* See page 7-1 for Type A arrow design and page 7-3 for Type D arrow design.

A	B	C	D	E	F	G	H	J	K
60	36	0.75	5	6 D	4	3	2.454	23.085	23.084
78	60	1	8	8 D	7	5	4.848	30.779	30.779

L	M	N	P	Q	R	S	T	U	Arrow
19.335	1.977	1.023	3	14.289	4.773	8	12	2.25	Type D
25.780	2.636	1.364	4	19.052	9.576	15.125	21.5	3	Type A

COLORS: LEGEND, BORDER – WHITE (RETROREFLECTIVE)  
BACKGROUND – GREEN (RETROREFLECTIVE)



D17-7

ADVANCE SLOW VEHICLE TURN-OUT

A	B	C	D	E	F	G	H	J	K	L	M
72	36	0.75	5	6 D	4	6 D	5	3.5	9	2.5	19.992
96	54	1.25	8	8 D	7	8 D	8	6	12	5	26.656

N	P	Q	R	S	T	U	V	W	X	Y	Z
6	2.883	28.874	19.335	1.977	1.023	3	14.289	VAR	VAR	VAR	2.25
8	3.843	38.499	25.780	2.636	1.364	4	19.052	VAR	VAR	VAR	3

COLORS: LEGEND, BORDER – WHITE (RETROREFLECTIVE)  
BACKGROUND – GREEN (RETROREFLECTIVE)



E1-1

INTERCHANGE ADVANCE GUIDE (1 DESTINATION)

A	B	C	D	E	F	G	H	J	K	L	M	N
VAR	48	1.5	9.333	10.667 E(m)	10	8 E	10	8	12 E	VAR	VAR	6
VAR	54	2	11.333	13.333 E(m)	10.667	8 E	10.667	8.667	12 E	VAR	VAR	6
VAR	66	2	14	16 E(m)	13	10 E	13	10.5	15 E	VAR	VAR	9
VAR	72	2	16	20 E(m)	13	10 E	13	10.5	15 E	VAR	VAR	9
VAR	78	2	16	20 E(m)	15	12 E	15	12	18 E	VAR	VAR	9

COLORS: LEGEND, BORDER – WHITE (RETROREFLECTIVE)  
BACKGROUND – GREEN (RETROREFLECTIVE)



E1-1

INTERCHANGE ADVANCE GUIDE (1 DESTINATION)

A	B	C	D	E	F	G	H	J	K	L	M	N
VAR	54	1.5	6.5	24	7	8 E	8.5	6.5	12 E	VAR	VAR	6
VAR	72	2	8.667	36	8.667	8 E	10.666	8.666	12 E	VAR	VAR	9
VAR	84	2	11.75	36	12	10 E	14.25	11.75	15 E	VAR	VAR	9
VAR	90	2	12.75	36	13.5	12 E	15.75	12.75	18 E	VAR	VAR	12
VAR	102	2	12.75	48	13.5	12 E	15.75	12.75	18 E	VAR	VAR	12

COLORS: LEGEND, BORDER – WHITE (RETROREFLECTIVE)  
BACKGROUND – GREEN (RETROREFLECTIVE)



E1-2

INTERCHANGE ADVANCE GUIDE (2 DESTINATIONS)

A	B	C	D	E	F	G	H
VAR	66	1.5	9.333	10.667 E(m)	8	9.667	8 E
VAR	78	2	11.333	13.333 E(m)	10	11	8 E
VAR	96	2	14	16 E(m)	12	14	10 E
VAR	108	2	17	20 E(m)	15	13	10 E
VAR	114	2	17	20 E(m)	15	15	12 E

H	J	K	L	M	N	P	Q
9.666	7.666	12 E	VAR	VAR	VAR	VAR	9
11	9	12 E	VAR	VAR	VAR	VAR	9
14	11.5	15 E	VAR	VAR	VAR	VAR	12
13	10.5	15 E	VAR	VAR	VAR	VAR	12
15	12	18 E	VAR	VAR	VAR	VAR	12

COLORS: LEGEND, BORDER – WHITE (RETROREFLECTIVE)  
BACKGROUND – GREEN (RETROREFLECTIVE)



E1-2

INTERCHANGE ADVANCE GUIDE (1 SHIELD, 1 DESTINATION)

A	B	C	D	E	F	G	H
VAR	72	1.5	6.5	24	5	10.667 E(m)	9.333
VAR	84	2	9	24	7	13.333 E(m)	11.667
VAR	96	2	8.667	36	6.667	13.333 E(m)	12.667
VAR	108	2	10.5	36	8	16 E(m)	14.5
VAR	114	2	11.5	36	9.5	20 E(m)	14
VAR	120	2	12	36	10	20 E(m)	15
VAR	132	2	12	48	10	20 E(m)	15

J	K	L	M	N	P	Q	R
8 E	8.5	6.5	12 E	VAR	VAR	VAR	9
8 E	11	9	12 E	VAR	VAR	VAR	9
8 E	10.666	8.666	12 E	VAR	VAR	VAR	12
10 E	13	10.5	15 E	VAR	VAR	VAR	12
10 E	14	11.5	15 E	VAR	VAR	VAR	12
12 E	15	12	18 E	VAR	VAR	VAR	12
12 E	15	12	18 E	VAR	VAR	VAR	12

COLORS: LEGEND, BORDER – WHITE (RETROREFLECTIVE)  
BACKGROUND – GREEN (RETROREFLECTIVE)



E1-3

INTERCHANGE ADVANCE GUIDE (3 DESTINATIONS)

A	B	C	D	E	F	G	H
VAR	84	1.5	9.333	10.667 E(m)	8	9.333	8 E
VAR	102	2	11.334	13.333 E(m)	10	11.334	8 E
VAR	120	2	14	16 E(m)	12	12	10 E
VAR	144	2	17	20 E(m)	15	13.5	10 E
VAR	150	2	18	20 E(m)	15	15	12 E

J	K	L	M	N	P	Q	R
9.333	7.333	12 E	VAR	VAR	VAR	VAR	9
11.333	9.333	12 E	VAR	VAR	VAR	VAR	12
12	9.5	15 E	VAR	VAR	VAR	VAR	12
13.5	11	15 E	VAR	VAR	VAR	VAR	12
15	12	18 E	VAR	VAR	VAR	VAR	12

COLORS: LEGEND, BORDER – WHITE (RETROREFLECTIVE)  
BACKGROUND – GREEN (RETROREFLECTIVE)




E1-3

INTERCHANGE ADVANCE GUIDE (1 SHIELD, 2 DESTINATIONS)

A	B	C	D	E	F	G	H	J
VAR	90	2	6.5	24	5	10.667 E(m)	8	8.666
VAR	108	2	9.334	24	7.334	13.333 E(m)	10	11.333
VAR	120	2	9	36	7	13.333 E(m)	10	12.334
VAR	138	2	11	36	9	16 E(m)	12	14.5
VAR	150	2	11.75	36	9.75	20 E(m)	15	13.25
VAR	156	2	12	36	10	20 E(m)	15	16
VAR	168	2	12	48	10	20 E(m)	15	16

K	L	M	N	P	Q	R	S	T
8 E	8.5	6.5	12 E	VAR	VAR	VAR	VAR	12
8 E	11.333	9.333	12 E	VAR	VAR	VAR	VAR	12
8 E	11	9	12 E	VAR	VAR	VAR	VAR	12
10 E	13.5	11	15 E	VAR	VAR	VAR	VAR	12
10 E	14.25	11.75	15 E	VAR	VAR	VAR	VAR	12
12 E	15	12	18 E	VAR	VAR	VAR	VAR	12
12 E	15	12	18 E	VAR	VAR	VAR	VAR	12

COLORS: LEGEND, BORDER – WHITE (RETROREFLECTIVE)  
BACKGROUND – GREEN (RETROREFLECTIVE)




E1-5P

EXIT NUMBER (1, 2 DIGITS) (PLAQUE)

\* Increase Spacing 20%.

A	B	C	D	E	F	G	H	J	K	L	M
114	30	2	7.5	15 E	10	10 E*	VAR	31.625	15	VAR	3

COLORS: LEGEND, BORDER – WHITE (RETROREFLECTIVE)  
BACKGROUND – GREEN (RETROREFLECTIVE)



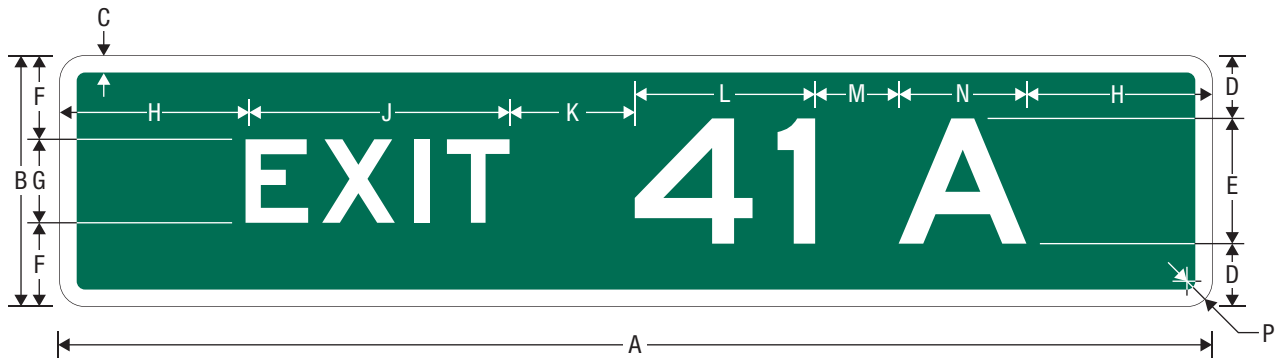
E1-5aP

EXIT NUMBER (3 DIGITS) (PLAQUE)

\* Increase Spacing 20%.

A	B	C	D	E	F	G	H	J	K	L	M
132	30	2	7.5	15 E	10	10 E*	VAR	31.625	15	VAR	3

COLORS: LEGEND, BORDER – WHITE (RETROREFLECTIVE)  
BACKGROUND – GREEN (RETROREFLECTIVE)




E1-5bP

EXIT NUMBER (1, 2 DIGITS WITH SINGLE-LETTER SUFFIX) (PLAQUE)

\* Increase Spacing 20%.

A	B	C	D	E	F	G	H	J	K	L	M	N	P
138	30	2	7.5	15 E	10	10 E*	VAR	31.625	15	VAR	7.5 MIN, 11.25 MAX	VAR	3

COLORS: LEGEND, BORDER – WHITE (RETROREFLECTIVE)  
BACKGROUND – GREEN (RETROREFLECTIVE)



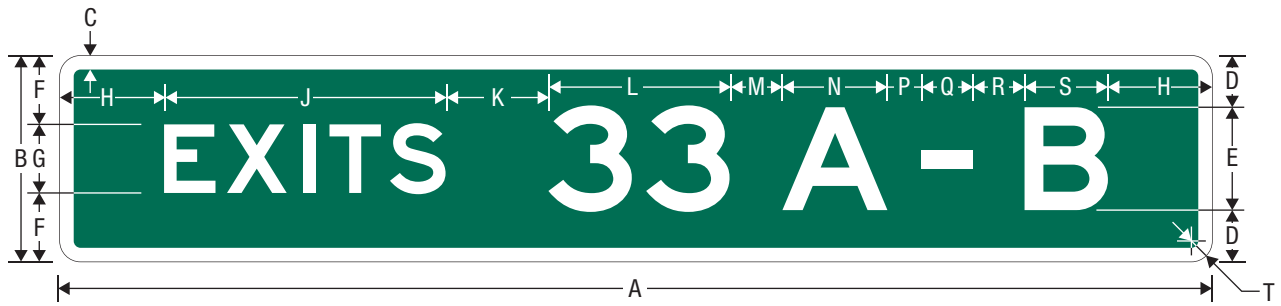
E1-5cP

EXIT NUMBER (3 DIGITS WITH SINGLE-LETTER SUFFIX) (PLAQUE)

\* Increase Spacing 20%.

A	B	C	D	E	F	G	H	J	K	L	M	N	P
156	30	2	7.5	15 E	10	10 E*	VAR	31.625	15	VAR	7.5 MIN, 11.25 MAX	VAR	3

COLORS: LEGEND, BORDER – WHITE (RETROREFLECTIVE)  
BACKGROUND – GREEN (RETROREFLECTIVE)



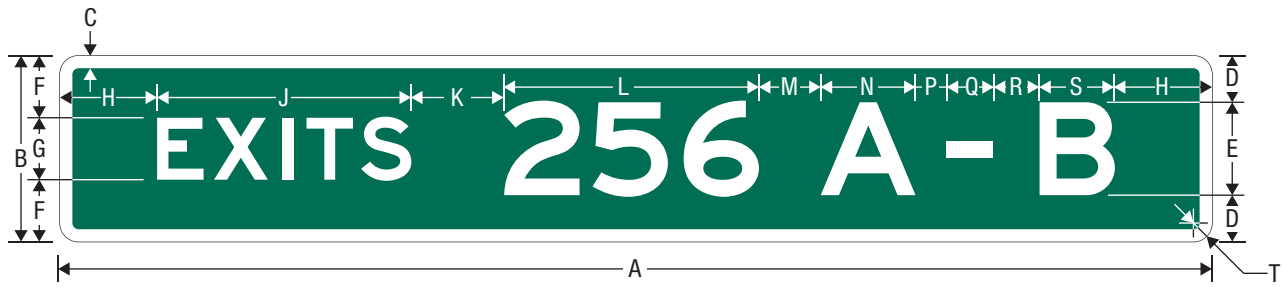
E1-5dP

EXIT NUMBER (1, 2 DIGITS WITH DUAL-LETTER SUFFIX) (PLAQUE)

\* Increase Spacing 20%.

A	B	C	D	E	F	G	H	J
168	30	2	7.5	15 E	10	10 E*	VAR	41.050
K	L	M	N	P	Q	R	S	T
15	VAR	7.5	VAR	5	7.5	7.5	VAR	3

COLORS: LEGEND, BORDER – WHITE (RETROREFLECTIVE)  
BACKGROUND – GREEN (RETROREFLECTIVE)



E1-5eP


EXIT NUMBER (3 DIGITS WITH DUAL-LETTER SUFFIX) (PLAQUE)

\* Increase Spacing 20%.

A	B	C	D	E	F	G	H	J
186	30	2	7.5	15 E	10	10 E*	VAR	41.050

K	L	M	N	P	Q	R	S	T
15	VAR	7.5	VAR	5	7.5	7.5	VAR	3

COLORS: LEGEND, BORDER – WHITE (RETROREFLECTIVE)  
BACKGROUND – GREEN (RETROREFLECTIVE)



**E1-5fP**  
LEFT EXIT NUMBER (1, 2 DIGITS) (PLAQUE)

\* See page 4-301 for Left (E11-2) panel details.

\*\* Increase Spacing 20%.

A	B	C	D	E	F	G	H	J	K
114	54	2	25.5	6	15 E	7.5	10	10 E**	8.5

L	M	N	P	Q	R	S	T	U
18	7.5	30	VAR	15.813	15.812	15	VAR	3

COLORS: LEGEND, BORDER – WHITE (RETROREFLECTIVE)  
BACKGROUND – GREEN (RETROREFLECTIVE)



E1-5gP  
LEFT EXIT NUMBER (3 DIGITS) (PLAQUE)

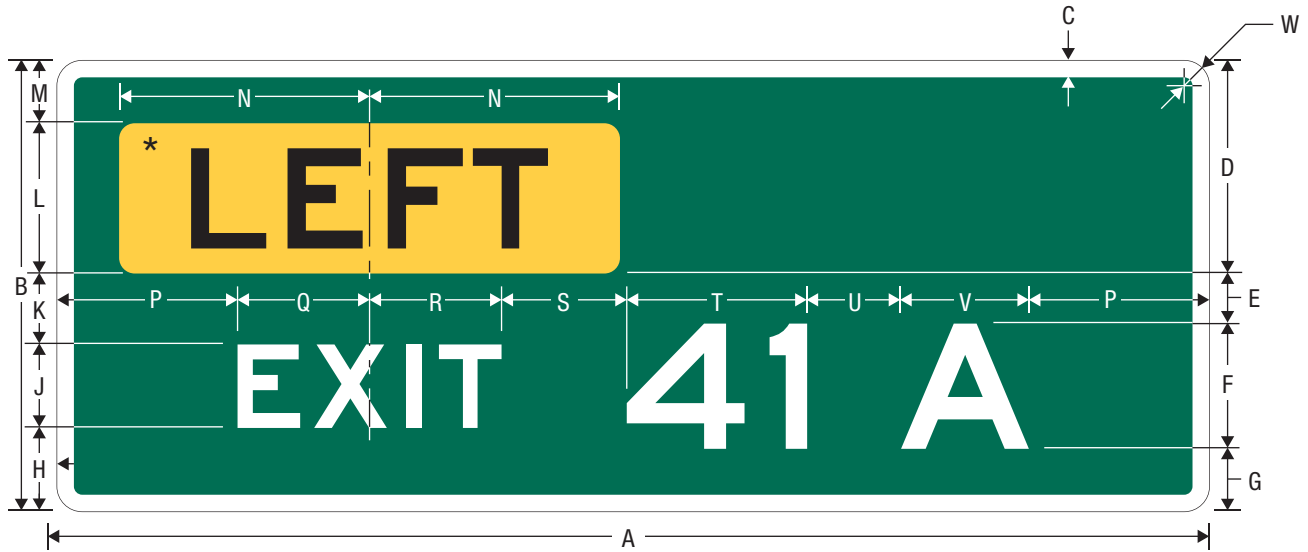
\* See page 4-301 for Left (E11-2) panel details.

\*\* Increase Spacing 20%.

A	B	C	D	E	F	G	H	J	K
132	54	2	25.5	6	15 E	7.5	10	10 E**	8.5

L	M	N	P	Q	R	S	T	U
18	7.5	30	VAR	15.813	15.812	15	VAR	3

COLORS: LEGEND, BORDER — WHITE (RETROREFLECTIVE)  
BACKGROUND — GREEN (RETROREFLECTIVE)



E1-5hP


LEFT EXIT NUMBER (1, 2 DIGITS WITH SINGLE-LETTER SUFFIX) (PLAQUE)

\* See page 4-301 for Left (E11-2) panel details.

\*\* Increase Spacing 20%.

A	B	C	D	E	F	G	H	J	K	L
138	54	2	25.5	6	15 E	7.5	10	10 E**	8.5	18
M	N	P	Q	R	S	T	U	V	W	
7.5	30	VAR	15.813	15.812	15	VAR	7.5 MIN, 11.25 MAX	VAR	3	

COLORS: LEGEND, BORDER — WHITE (RETROREFLECTIVE)  
BACKGROUND — GREEN (RETROREFLECTIVE)



E1-5iP

LEFT EXIT NUMBER (3 DIGITS WITH SINGLE-LETTER SUFFIX) (PLAQUE)


\* See page 4-301 for Left (E11-2) panel details.

\*\* Increase Spacing 20%.

A	B	C	D	E	F	G	H	J	K	L
156	54	2	25.5	6	15 E	7.5	10	10 E**	8.5	18

M	N	P	Q	R	S	T	U	V	W
7.5	30	VAR	15.813	15.812	15	VAR	7.5 MIN, 11.25 MAX	VAR	3

COLORS: LEGEND, BORDER — WHITE (RETROREFLECTIVE)  
BACKGROUND — GREEN (RETROREFLECTIVE)



E1-5jP

LEFT EXIT NUMBER (1, 2 DIGITS WITH DUAL-LETTER SUFFIX) (PLAQUE)

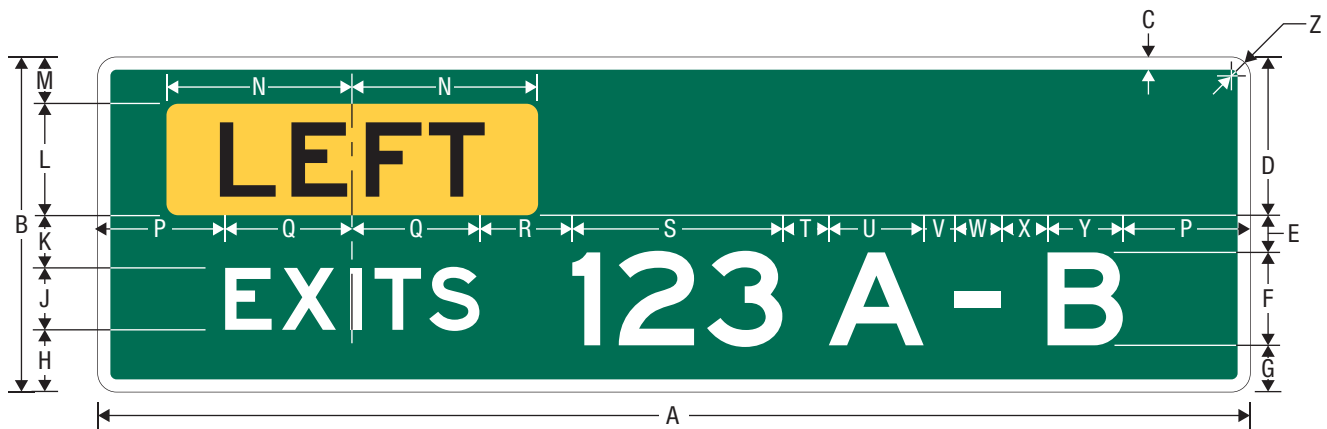
\* See page 4-301 for Left (E11-2) panel details.

\*\* Increase Spacing 20%.

A	B	C	D	E	F	G	H	J	K	L	M
168	54	2	25.5	6	15 E	7.5	10	10 E**	8.5	18	7.5

N	P	Q	R	S	T	U	V	W	X	Y	Z
30	VAR	20.525	15	VAR	7.5	VAR	5	7.5	7.5	VAR	3

COLORS: LEGEND, BORDER — WHITE (RETROREFLECTIVE)  
BACKGROUND — GREEN (RETROREFLECTIVE)



E1-5kP

LEFT EXIT NUMBER (3 DIGITS WITH DUAL-LETTER SUFFIX) (PLAQUE)

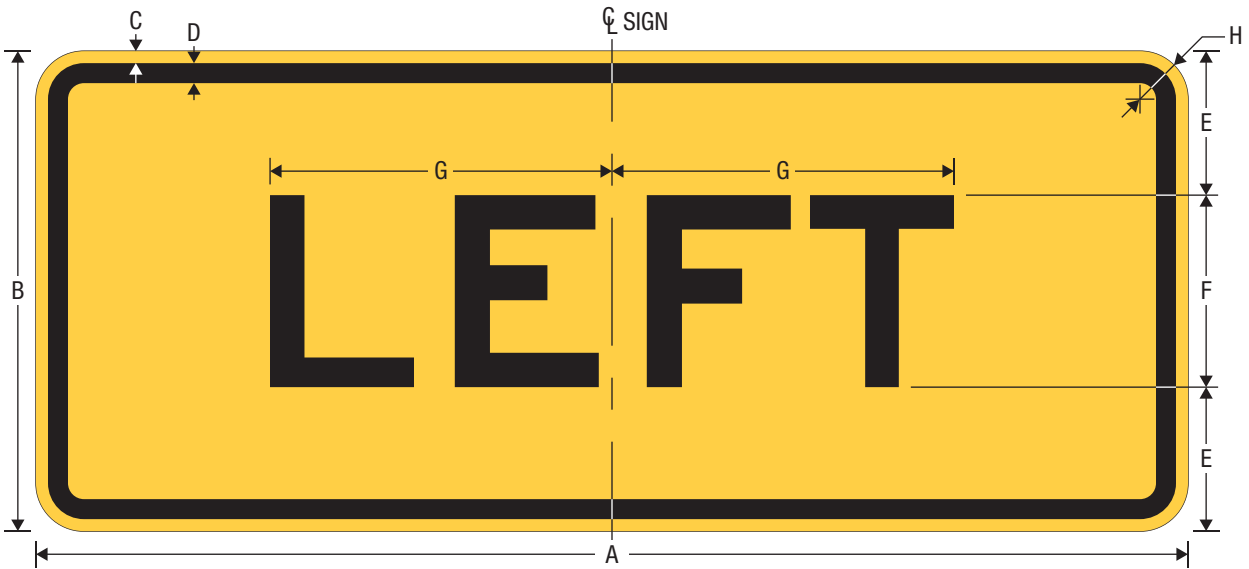
\* See page 4-301 for Left (E11-2) panel details.

\*\* Increase Spacing 20%.

A	B	C	D	E	F	G	H	J	K	L	M
186	54	2	25.5	6	15 E	7.5	10	10 E**	8.5	18	7.5

N	P	Q	R	S	T	U	V	W	X	Y	Z
30	VAR	20.525	15	VAR	7.5	VAR	5	7.5	7.5	VAR	3

COLORS: LEGEND, BORDER — WHITE (RETROREFLECTIVE)  
BACKGROUND — GREEN (RETROREFLECTIVE)

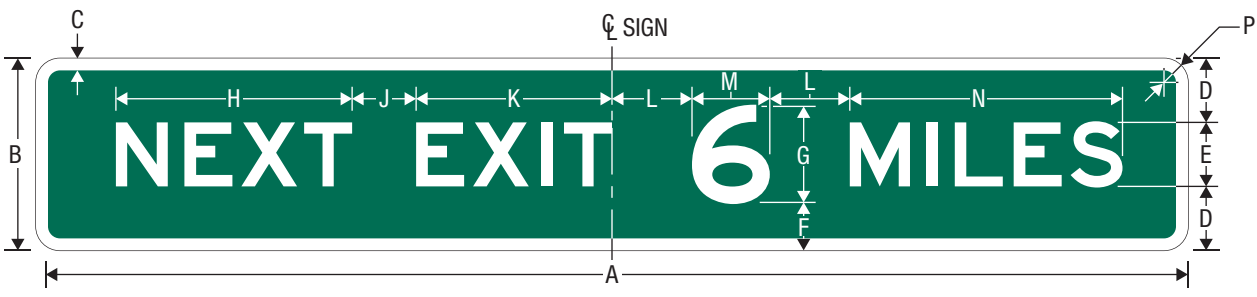


E1-5mP  
LEFT (PLAQUE)

\* Increase Spacing 25%.

A	B	C	D	E	F	G	H
72	30	0.75	1.25	9	12 E*	21.375	3

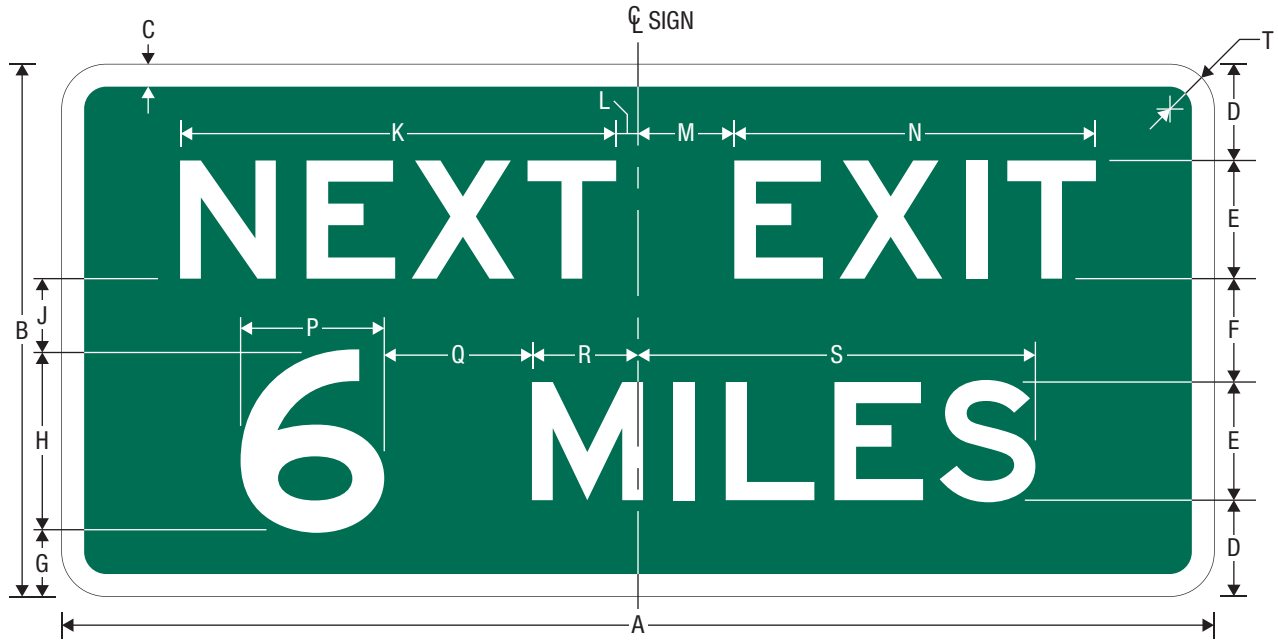
COLORS: LEGEND, BORDER — BLACK  
BACKGROUND — YELLOW (RETROREFLECTIVE)



E2-1P  
NEXT EXIT (1 LINE) (PLAQUE)

A	B	C	D	E	F	G	H	J	K	L	M	N	P
VAR	24	1.5	8	8 E	6	12 E	29.528	8	24.484	10	VAR	34.088	3

COLORS: LEGEND, BORDER – WHITE (RETROREFLECTIVE)  
BACKGROUND – GREEN (RETROREFLECTIVE)

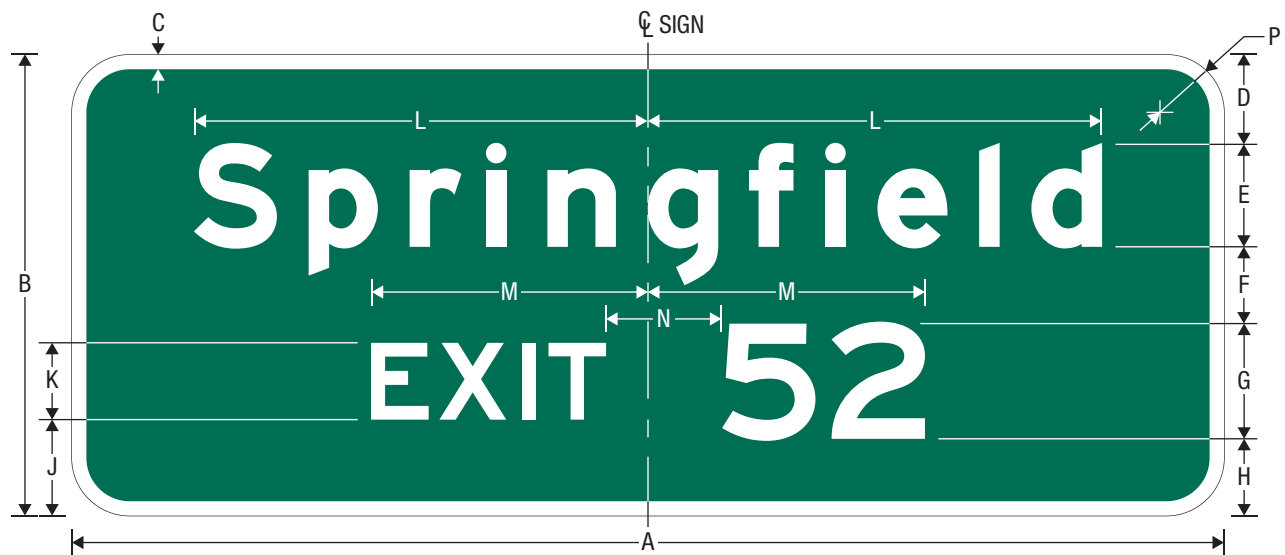


E2-1aP  
NEXT EXIT (2 LINES) (PLAQUE)

A	B	C	D	E	F	G	H	J
VAR	36	1.5	6.5	8 E	7	4.5	12 E	5

K	L	M	N	P	Q	R	S	T
29.528	1.478	6.522	24.484	VAR	10	7.181	29.607	3

COLORS: LEGEND, BORDER – WHITE (RETROREFLECTIVE)  
BACKGROUND – GREEN (RETROREFLECTIVE)



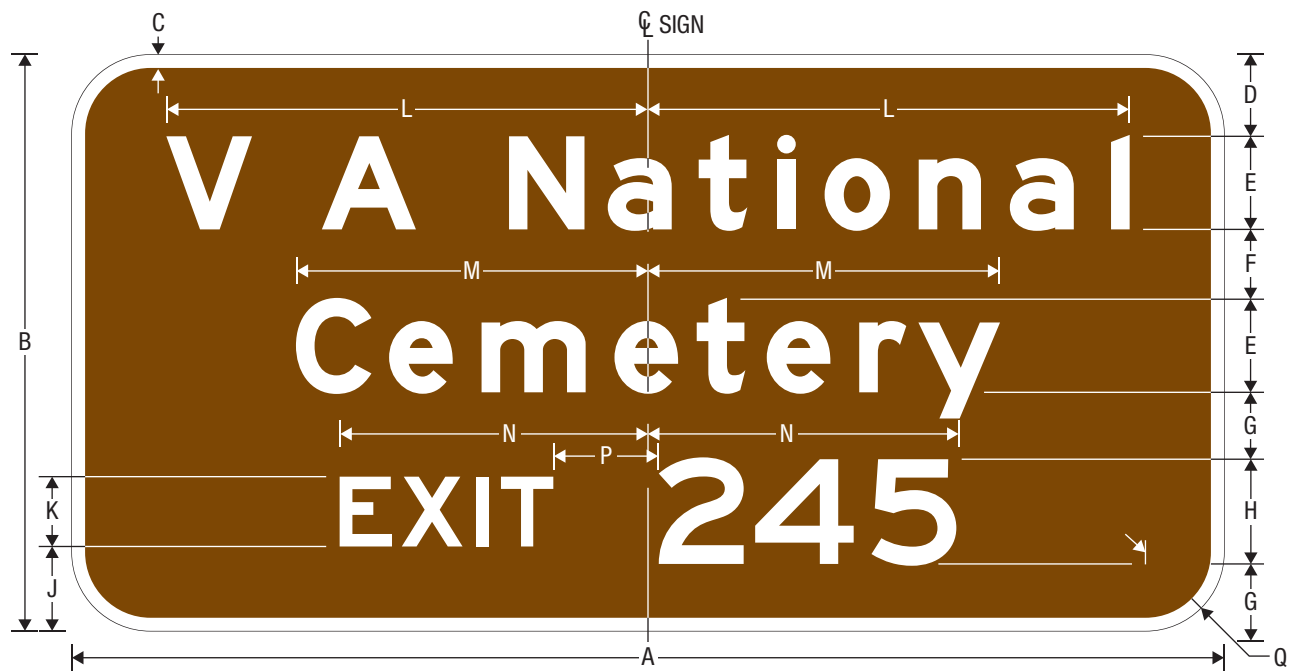
E3-1

SUPPLEMENTAL (1 DESTINATION)

A	B	C	D	E	F	G
VAR	48	1.5	9.333	10.667 E(m)	8	12 E
VAR	60	1.5	11.666	13.333 E(m)	10	15 E

H	J	K	L	M	N	P
8	10	8 E	VAR	VAR	12	6
10	12.5	10 E	VAR	VAR	15	6

COLORS: LEGEND, BORDER – WHITE (RETROREFLECTIVE)  
BACKGROUND – GREEN OR BROWN (RETROREFLECTIVE)



E3-1

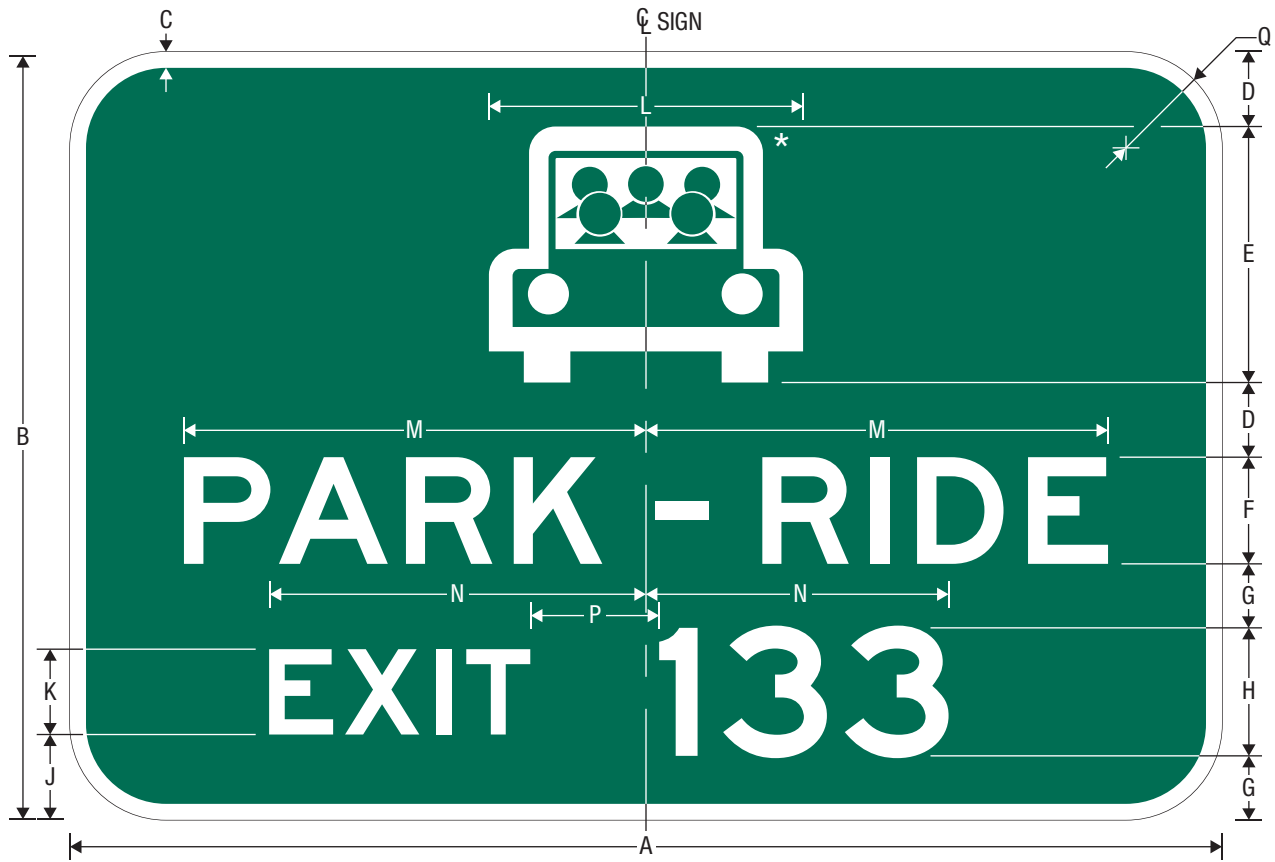
SUPPLEMENTAL (1 DESTINATION)

A	B	C	D	E	F	G	H
VAR	66	1.5	9.333	10.667 E(m)	8	7.667	12 E
VAR	84	2	11.333	13.333 E(m)	10	10.5	15 E

J	K	L	M	N	P	Q
9.667	8 E	VAR	VAR	VAR	12	9
13	10 E	VAR	VAR	VAR	15	9

COLORS: LEGEND, BORDER – WHITE (RETROREFLECTIVE)  
BACKGROUND – GREEN OR BROWN (RETROREFLECTIVE)

4-261-2



E3-1

SUPPLEMENTAL (1 DESTINATION)

\* See page 8-56 for symbol design.

A	B	C	D	E	F	G	H
VAR	72	1.5	7	24	10 E	6	12 E
VAR	84	1.5	7	24	12 E	9.5	15 E

J	K	L	M	N	P	Q
8	8 E	VAR	VAR	VAR	12	9
12	10 E	VAR	VAR	VAR	15	9

COLORS: LEGEND, BORDER – WHITE (RETROREFLECTIVE)  
BACKGROUND – GREEN (RETROREFLECTIVE)

4-261-3



E3-2

SUPPLEMENTAL (2 DESTINATIONS)

A	B	C	D	E	F	G	H	J
VAR	66	1.5	9.334	10.667 E(m)	8	10.666 E(m)	7.666	12 E
VAR	84	2	11.333	13.333 E(m)	10	13.334 E(m)	10.5	15 E

K	L	M	N	P	Q	R	S
7.666	9.667	8 E	VAR	VAR	VAR	12	9
10.5	13	10 E	VAR	VAR	VAR	15	9

COLORS: LEGEND, BORDER – WHITE (RETROREFLECTIVE)  
BACKGROUND – GREEN OR BROWN (RETROREFLECTIVE)

4-262-1



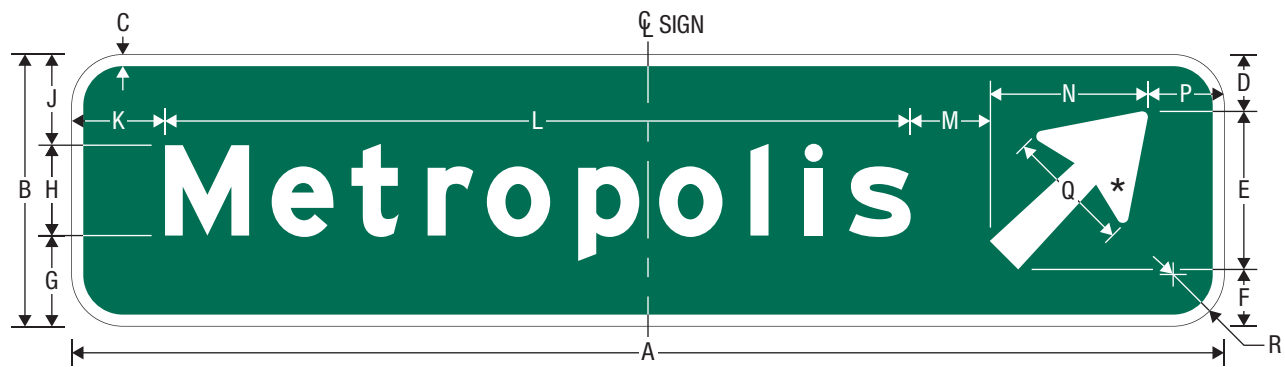
E3-2

SUPPLEMENTAL (2 DESTINATIONS)

A	B	C	D	E	F	G	H	J	K	L
VAR	96	1.5	8.666	10.667 E(m)	8	12 E	8.667	7.167	10.667 E(m)	8.666
VAR	120	2	10.833	13.333 E(m)	10	13.334 E(m)	10.833	8.833	13.334 E(m)	10.833

M	N	P	Q	R	S	T	U	V	W
10.666	8 E	10.667	VAR	VAR	12	6	VAR	VAR	12
13.333	10 E	13.333	VAR	VAR	15	9	VAR	VAR	12

COLORS: LEGEND, BORDER – WHITE (RETROREFLECTIVE)  
BACKGROUND – GREEN OR BROWN (RETROREFLECTIVE)



E4-1

EXIT DIRECTION (1 DESTINATION) - OVERHEAD

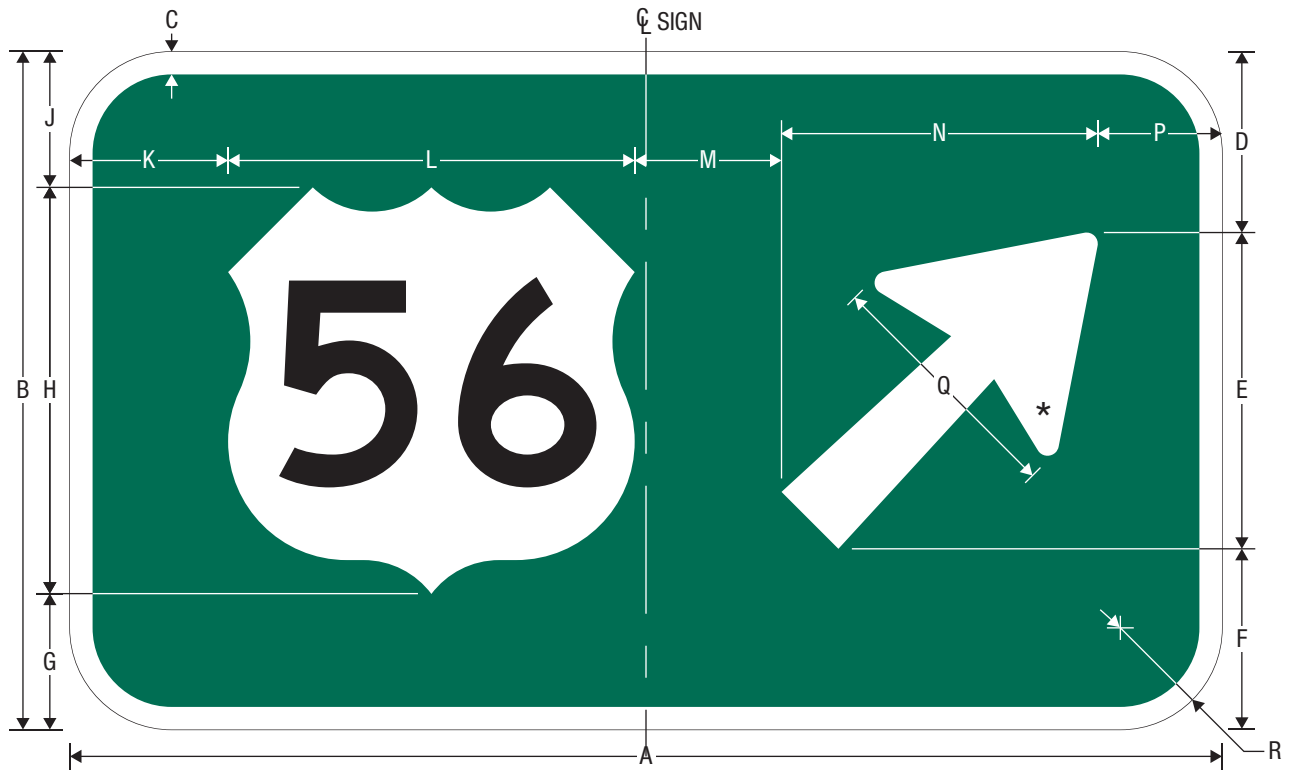
\* See page 7-1 for Type A arrow design.

A	B	C	D	E	F	G	H
VAR	48	2	9.999	28.003	9.998	16	16 E(m)
VAR	54	2	9.334	35.332	9.334	17	20 E(m)

J	K	L	M	N	P	Q	R
16	16 MIN	VAR	12 MIN	28.003	12 MIN	22.25	9
17	20 MIN	VAR	15 MIN	35.332	15 MIN	27.875	12

COLORS: LEGEND, BORDER – WHITE (RETROREFLECTIVE)  
BACKGROUND – GREEN (RETROREFLECTIVE)

4-263-1



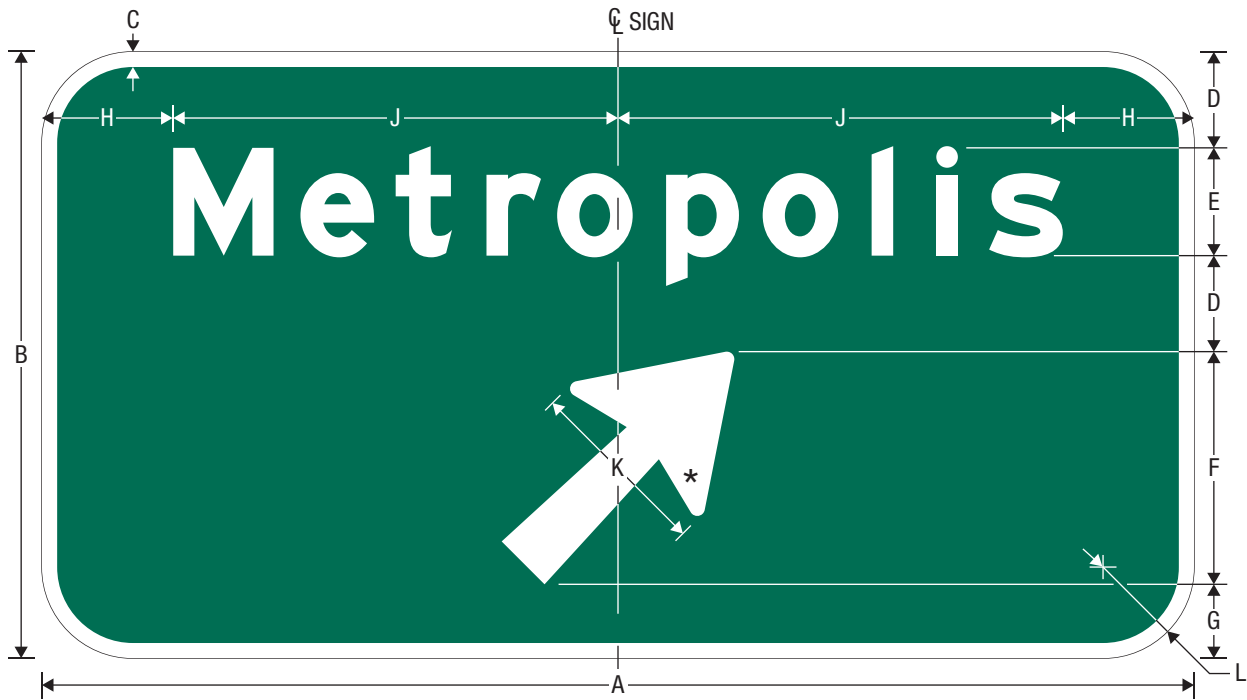
**E4-1**  
EXIT DIRECTION (1 DESTINATION) - OVERHEAD

\* See page 7-1 for Type A arrow design.

A	B	C	D	E	F	G	H
VAR	66	2	15.999	28.003	15.998	12	36
VAR	78	2	21.334	35.332	21.334	15	48

J	K	L	M	N	P	Q	R
12	13.999	VAR	13	28.003	10.998	22.25	9
15	18.334	VAR	16	35.332	14.334	27.875	9

COLORS: LEGEND, BORDER – WHITE (RETROREFLECTIVE)  
BACKGROUND – GREEN (RETROREFLECTIVE)



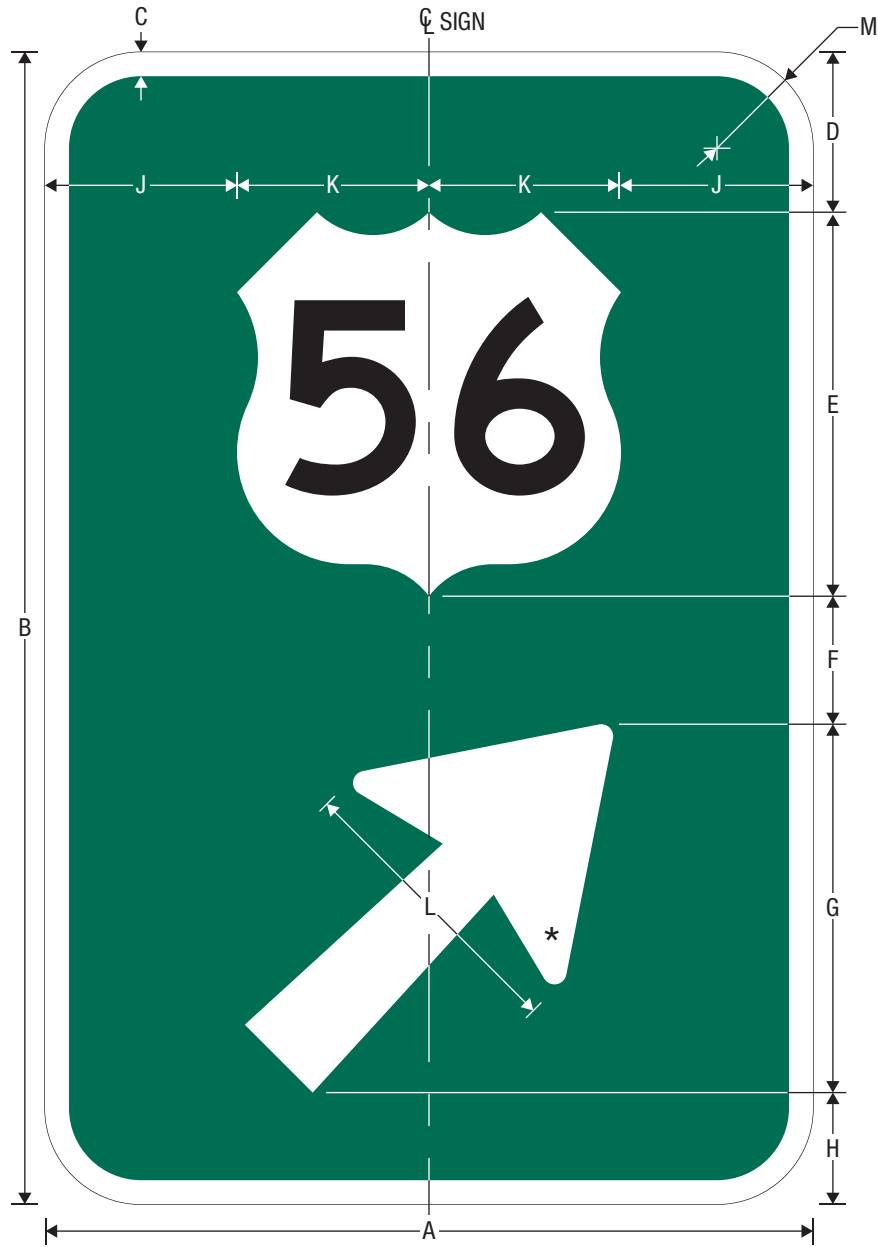
E4-1

EXIT DIRECTION (1 DESTINATION) - POST-MOUNTED

\* See page 7-1 for Type A arrow design.

A	B	C	D	E	F	G	H	J	K	L
VAR	60	1.5	9.5	10.667 E(m)	23.024	7.309	10.667 MIN	VAR	18.25	9
VAR	72	2	11.666	13.333 E(m)	28.003	7.332	13.333 MIN	VAR	22.25	9
VAR	84	2	13.999	16 E(m)	28.003	11.999	16 MIN	VAR	22.25	9
VAR	102	2	16	20 E(m)	35.332	14.668	20 MIN	VAR	27.875	12

COLORS: LEGEND, BORDER – WHITE (RETROREFLECTIVE)  
BACKGROUND – GREEN (RETROREFLECTIVE)




E4-1

EXIT DIRECTION (1 DESTINATION) - POST-MOUNTED

\* See page 7-1 for Type A arrow design.

A	B	C	D	E	F	G	H	J	K	L	M
VAR	72	1.5	10	24	8	23.024	6.976	12	VAR	18.25	6
VAR	96	2	12.5	36	10.5	28.003	8.997	15	VAR	22.25	9
VAR	120	2	14	48	12	35.332	10.668	18	VAR	27.875	12

COLORS: LEGEND, BORDER – WHITE (RETROREFLECTIVE)  
BACKGROUND – GREEN (RETROREFLECTIVE)



E4-2

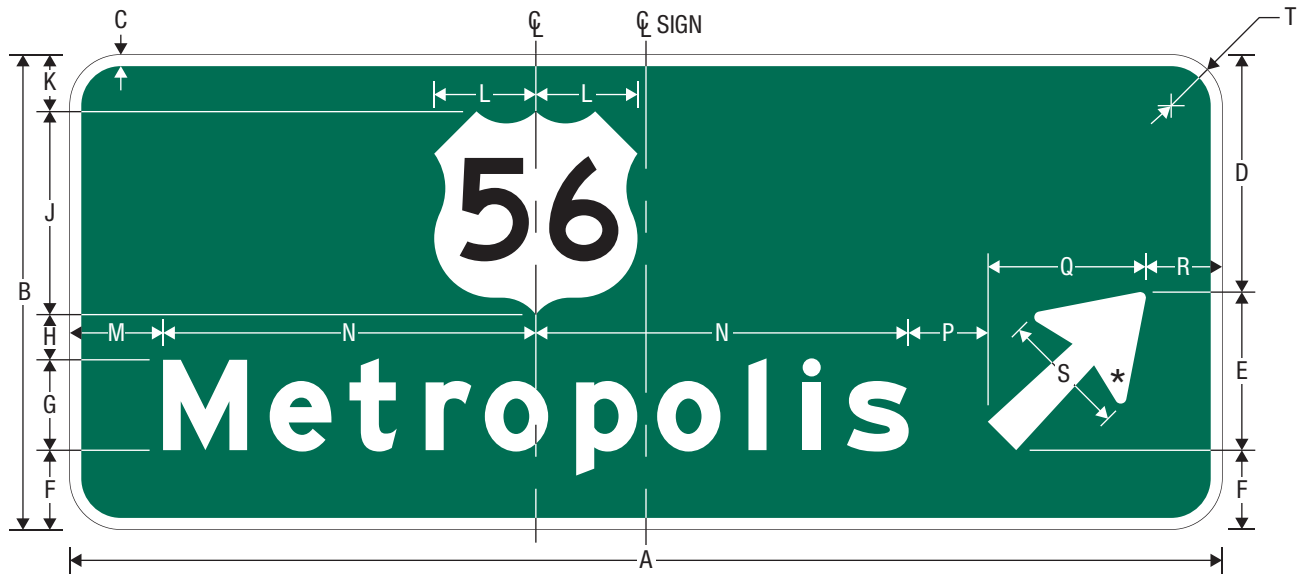
EXIT DIRECTION (2 DESTINATIONS) - OVERHEAD

\* See page 7-1 for Type A arrow design.

A	B	C	D	E	F	G	H	J
VAR	72	2	21.999	28.003	21.998	14	16 E(m)	12
VAR	90	2	27.334	35.332	27.334	17.5	20 E(m)	15

K	L	M	N	P	Q	R	S
16 MIN	VAR	12 MIN	28.003	12 MIN	VAR	22.25	9
20 MIN	VAR	15 MIN	35.332	15 MIN	VAR	27.875	12

COLORS: LEGEND, BORDER – WHITE (RETROREFLECTIVE)  
BACKGROUND – GREEN (RETROREFLECTIVE)



E4-2

EXIT DIRECTION (2 DESTINATIONS) - OVERHEAD

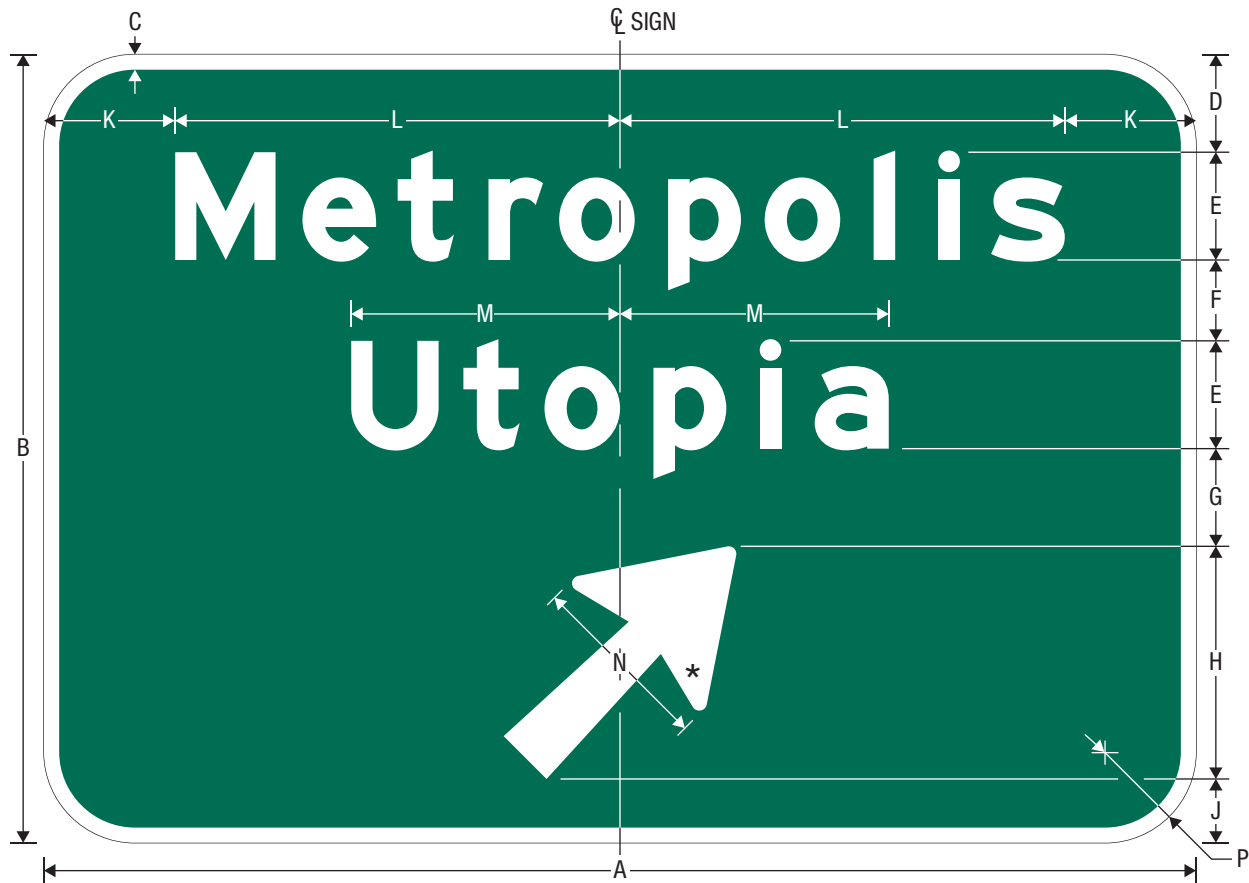
\* See page 7-1 for Type A arrow design.

A	B	C	D	E	F	G	H	J
VAR	84	2	41.997	28.003	14	16 E(m)	8	36
VAR	96	2	42.669	35.332	18	20 E(m)	10	36
VAR	108	2	54.669	35.332	18	20 E(m)	10	48

K	L	M	N	P	Q	R	S	T
10	VAR	16 MIN	VAR	12 MIN	28.002	12 MIN	22.25	12
12	VAR	20 MIN	VAR	15 MIN	35.331	15 MIN	27.875	12
12	VAR	20 MIN	VAR	15 MIN	35.331	15 MIN	27.875	12

COLORS: LEGEND, BORDER – WHITE (RETROREFLECTIVE)  
BACKGROUND – GREEN (RETROREFLECTIVE)

4-264-2



E4-2

EXIT DIRECTION (2 DESTINATIONS) - POST-MOUNTED

\* See page 7-1 for Type A arrow design.

A	B	C	D	E	F	G
VAR	78	1.5	9.666	10.667 E(m)	8	9.666
VAR	96	2	11.667	13.333 E(m)	10	11.667
VAR	108	2	14	16 E(m)	12	13
VAR	138	2	17	20 E(m)	15	17

H	J	K	L	M	N	P
23.024	6.310	10.667 MIN	VAR	VAR	18.25	9
28.003	7.997	13.333 MIN	VAR	VAR	22.25	12
28.003	8.997	16 MIN	VAR	VAR	22.25	12
35.332	13.668	20 MIN	VAR	VAR	27.875	12

COLORS: LEGEND, BORDER – WHITE (RETROREFLECTIVE)  
BACKGROUND – GREEN (RETROREFLECTIVE)



E4-2

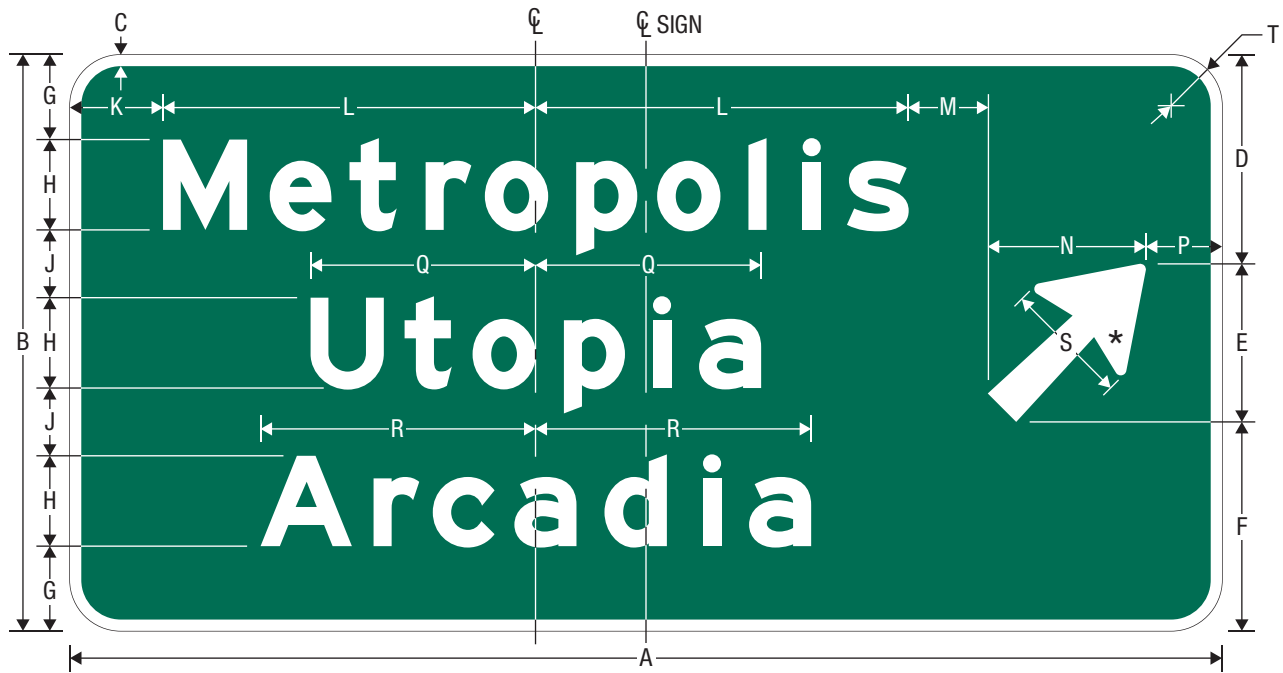
EXIT DIRECTION (2 DESTINATIONS) - POST-MOUNTED

\* See page 7-1 for Type A arrow design.

A	B	C	D	E	F	G	H
VAR	84	1.5	6.5	24	5	10.667 E(m)	9
VAR	102	2	10	24	8	13.333 E(m)	11.667
VAR	114	2	10	36	8	13.333 E(m)	11.667
VAR	120	2	10	36	8	16 E(m)	13
VAR	144	2	14	36	10	20 E(m)	17
VAR	156	2	14	48	10	20 E(m)	17

J	K	L	M	N	P	Q
23.024	5.809	VAR	10.667 MIN	VAR	18.25	9
28.003	6.997	VAR	13.333 MIN	VAR	22.25	12
28.003	6.997	VAR	13.333 MIN	VAR	22.25	12
28.003	8.997	VAR	16 MIN	VAR	22.25	12
35.332	11.668	VAR	20 MIN	VAR	27.875	12
35.332	11.668	VAR	20 MIN	VAR	27.875	12

COLORS: LEGEND, BORDER – WHITE (RETROREFLECTIVE)  
BACKGROUND – GREEN (RETROREFLECTIVE)



E4-3

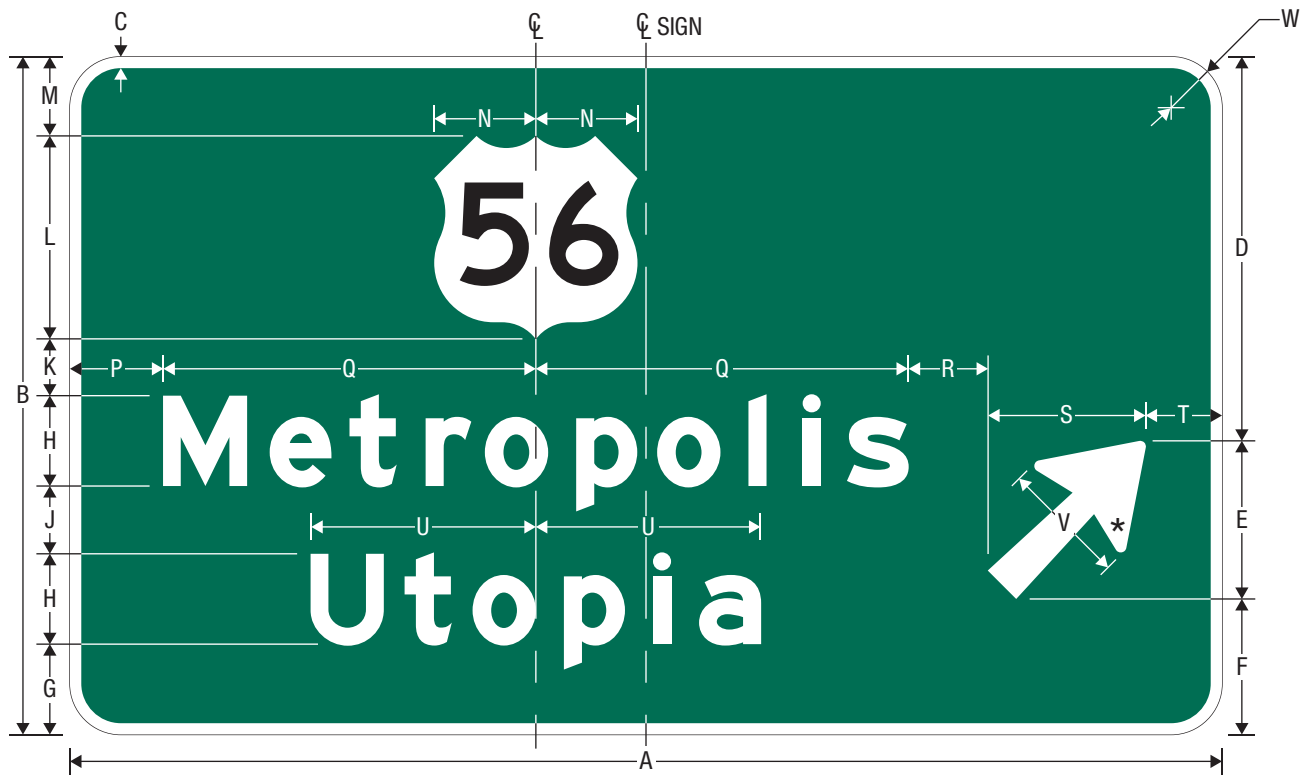
EXIT DIRECTION (3 DESTINATIONS) - OVERHEAD

\* See page 7-1 for Type A arrow design.

A	B	C	D	E	F	G	H	J
VAR	102	2	36.999	28.003	36.998	15	16 E(m)	12
VAR	126	2	45.334	35.332	45.334	18	20 E(m)	15

K	L	M	N	P	Q	R	S	T
16 MIN	VAR	12 MIN	28.003	12 MIN	VAR	VAR	22.25	9
20 MIN	VAR	15 MIN	35.332	15 MIN	VAR	VAR	27.875	12

COLORS: LEGEND, BORDER – WHITE (RETROREFLECTIVE)  
BACKGROUND – GREEN (RETROREFLECTIVE)



E4-3

EXIT DIRECTION (3 DESTINATIONS) - OVERHEAD

\* See page 7-1 for Type A arrow design.

A	B	C	D	E	F	G	H	J	K	L
VAR	120	2	67.999	28.003	23.998	16	16 E(m)	12	10	36
VAR	132	2	69.834	35.332	26.834	17	20 E(m)	15	10	36
VAR	144	2	81.834	35.332	26.834	17	20 E(m)	15	10	48

M	N	P	Q	R	S	T	U	V	W
14	VAR	16 MIN	VAR	12 MIN	28.002	12 MIN	VAR	22.25	12
14	VAR	20 MIN	VAR	15 MIN	35.331	15 MIN	VAR	27.875	12
14	VAR	20 MIN	VAR	15 MIN	35.331	15 MIN	VAR	27.875	12

COLORS: LEGEND, BORDER – WHITE (RETROREFLECTIVE)  
BACKGROUND – GREEN (RETROREFLECTIVE)



E4-3

EXIT DIRECTION (3 DESTINATIONS) - POST-MOUNTED

\* See page 7-1 for Type A arrow design.

A	B	C	D	E	F	G
VAR	96	1.5	9.333	10.667 E(m)	8	23.024
VAR	120	2	11.667	13.333 E(m)	10	28.003
VAR	138	2	14	16 E(m)	12	28.003
VAR	174	2	17	20 E(m)	15	35.332

H	J	K	L	M	N	P
6.309	10.667 MIN	VAR	VAR	VAR	18.25	12
8.664	13.333 MIN	VAR	VAR	VAR	22.25	12
9.997	16 MIN	VAR	VAR	VAR	22.25	12
14.668	20 MIN	VAR	VAR	VAR	27.875	12

COLORS: LEGEND, BORDER – WHITE (RETROREFLECTIVE)  
BACKGROUND – GREEN (RETROREFLECTIVE)



E4-3

EXIT DIRECTION (3 DESTINATIONS) - POST-MOUNTED

\* See page 7-1 for Type A arrow design.

A	B	C	D	E	F	G	H	J
VAR	102	1.5	6.5	24	5	10.667 E(m)	8	9
VAR	126	2	10	24	8	13.333 E(m)	10	11.667
VAR	138	2	10	36	8	13.333 E(m)	10	11.667
VAR	150	2	10	36	8	16 E(m)	12	14
VAR	180	2	14	36	10	20 E(m)	15	17
VAR	192	2	14	48	10	20 E(m)	18	17

K	L	M	N	P	Q	R	S
23.024	5.142	VAR	10.667 MIN	VAR	VAR	18.25	12
28.003	7.664	VAR	13.333 MIN	VAR	VAR	22.25	12
28.003	7.664	VAR	13.333 MIN	VAR	VAR	22.25	12
28.003	9.997	VAR	16 MIN	VAR	VAR	22.25	12
35.332	12.668	VAR	20 MIN	VAR	VAR	27.875	12
35.332	12.668	VAR	20 MIN	VAR	VAR	27.875	12

COLORS: LEGEND, BORDER – WHITE (RETROREFLECTIVE)  
BACKGROUND – GREEN (RETROREFLECTIVE)



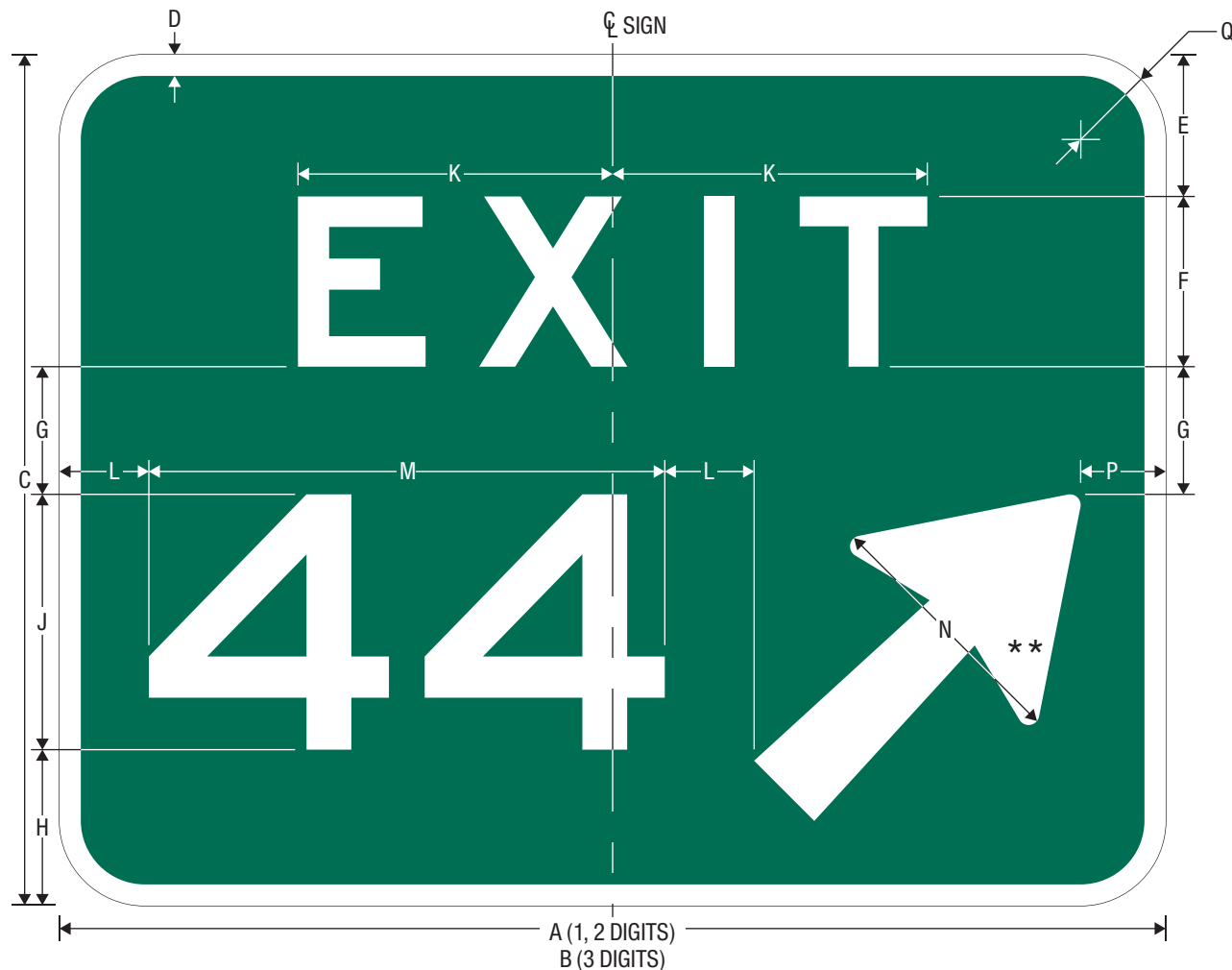
E5-1  
EXIT GORE

\* Increase Spacing 125%.

\*\* See page 7-1 for arrow design.

A	B	C	D	E	F	G	H	J	K	L
72	60	1.5	10	12 E*	9	22.188	24.5	18.25	29.25	6

COLORS: LEGEND, BORDER – WHITE (RETROREFLECTIVE)  
BACKGROUND – GREEN (RETROREFLECTIVE)



A (1, 2 DIGITS)  
B (3 DIGITS)

E5-1a

EXIT GORE (1, 2 AND 3 DIGITS)


\* Increase Spacing 125%.

\*\* See page 7-1 for arrow design.

A	B	C	D	E	F	G	H	J	K	L	M	N	P	Q
78	96	60	1.5	10	12 E*	9	11	18 E	22.188	5 MIN	VAR	18.25	6	6

COLORS: LEGEND, BORDER – WHITE (RETROREFLECTIVE)  
BACKGROUND – GREEN (RETROREFLECTIVE)

4-267-1



A (1 DIGIT)  
B (2 DIGITS)  
C (3 DIGITS)

**E5-1a**

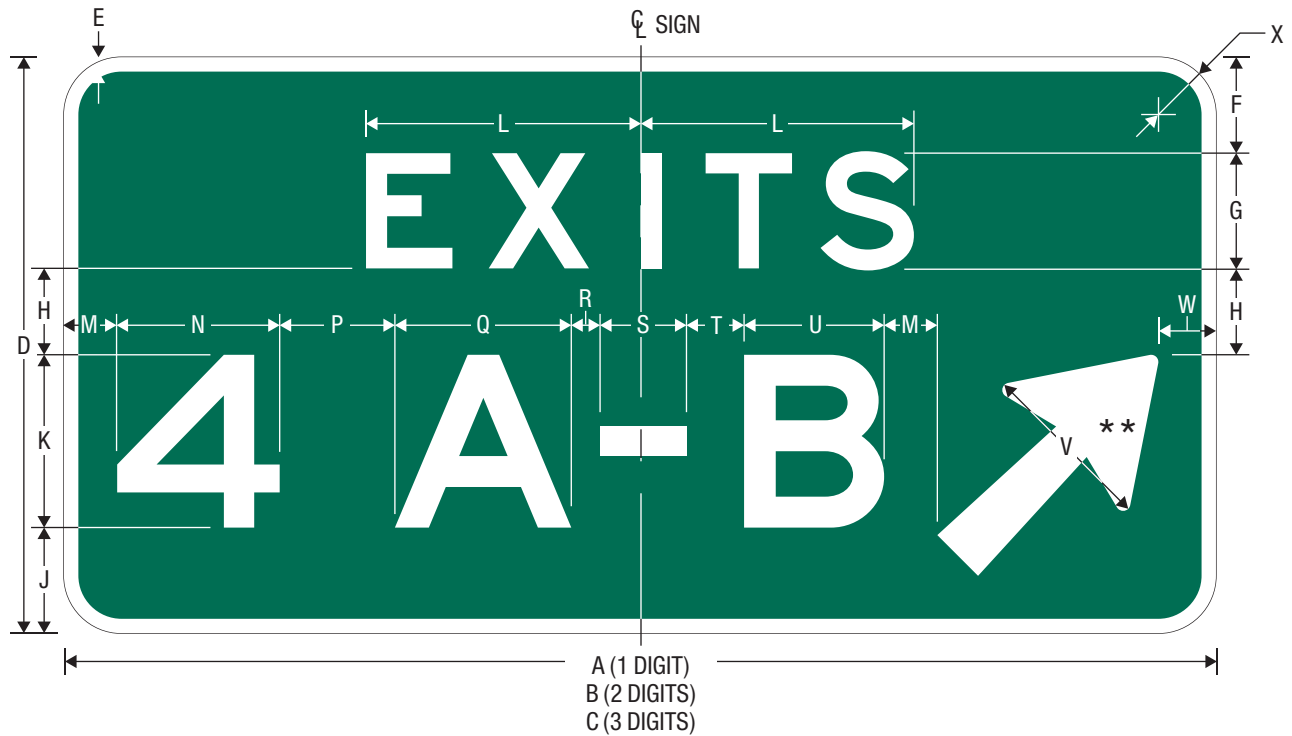
EXIT GORE (1, 2 AND 3 DIGITS WITH SINGLE-LETTER SUFFIX)

\* Increase Spacing 125%.

\*\* See page 7-1 for arrow design.

A	B	C	D	E	F	G	H	J
90	108	126	60	1.5	10	12 E*	9	11
K	L	M	N	P	Q	R	S	T
18 E	22.188	5 MIN	VAR	12	VAR	18.25	6	6

COLORS: LEGEND, BORDER – WHITE (RETROREFLECTIVE)  
BACKGROUND – GREEN (RETROREFLECTIVE)



**E5-1a**

EXIT GORE (1, 2 AND 3 DIGITS WITH DUAL-LETTER SUFFIX)

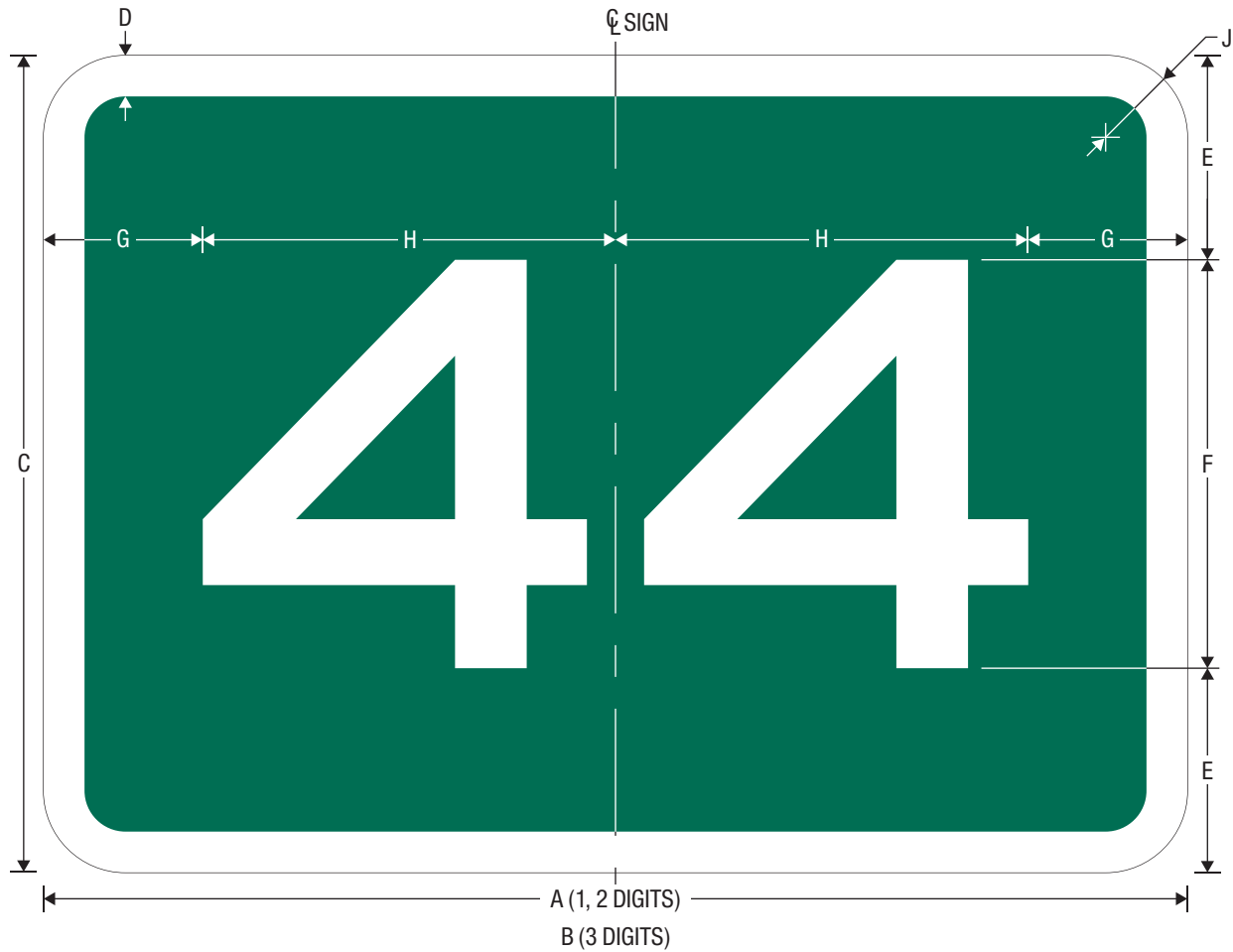
\* Increase Spacing 125%.

\*\* See page 7-1 for arrow design.

A	B	C	D	E	F	G	H	J	K	L
120	138	156	60	1.5	10	12 E*	9	11	18 E	28.536

M	N	P	Q	R	S	T	U	V	W	X
4 MIN	VAR	12	VAR	3	9	6	VAR	18.25	6	6

COLORS: LEGEND, BORDER – WHITE (RETROREFLECTIVE)  
 BACKGROUND – GREEN (RETROREFLECTIVE)



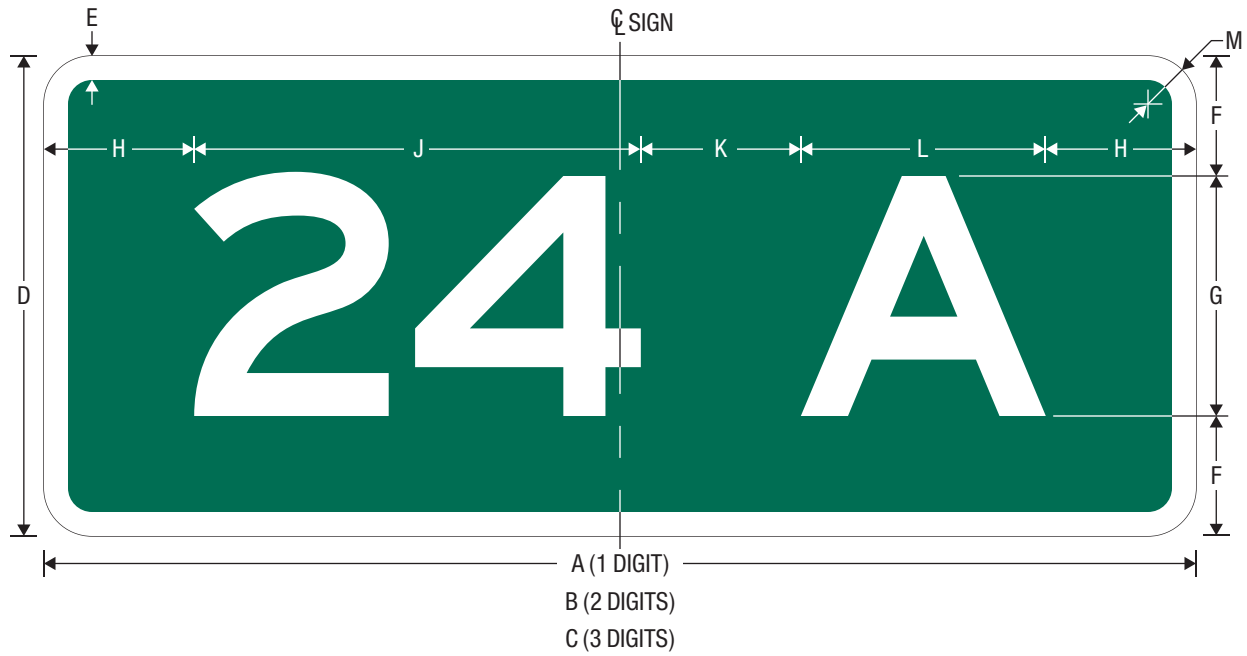
**E5-1bP**

EXIT NUMBER (1, 2, AND 3 DIGITS) (PLAQUE)

A	B	C	D	E	F	G	H	J
42	60	30	1.5	7.5	15 E	5 MIN	VAR	3

COLORS: LEGEND, BORDER – WHITE (RETROREFLECTIVE)  
BACKGROUND – GREEN (RETROREFLECTIVE)

4-268-1

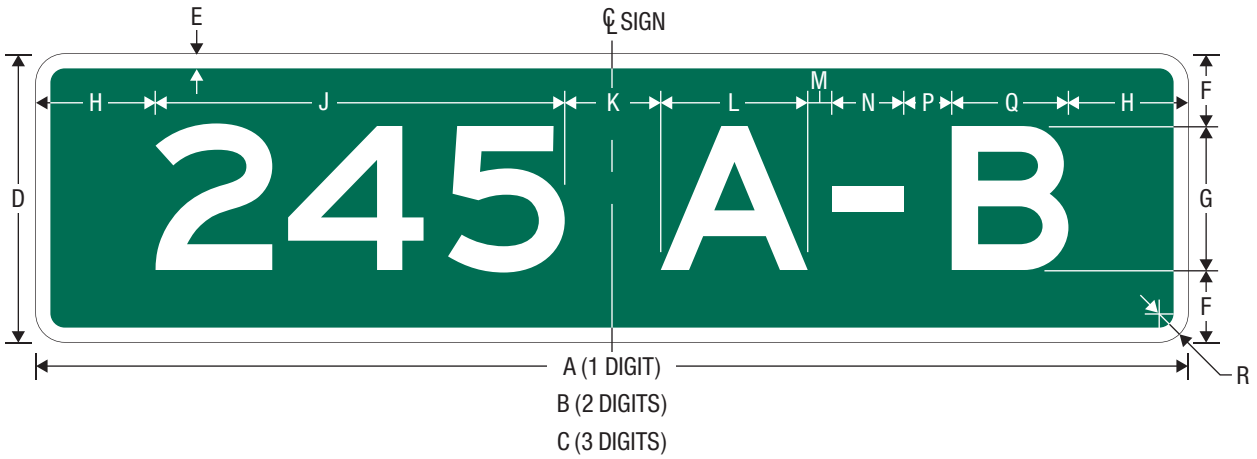


**E5-1bP**

EXIT NUMBER (1, 2, AND 3 DIGITS WITH SINGLE-LETTER SUFFIX) (PLAQUE)

A	B	C	D	E	F	G	H	J	K	L	M
54	72	90	30	1.5	7.5	15 E	7 MIN	VAR	10	VAR	3

COLORS: LEGEND, BORDER – WHITE (RETROREFLECTIVE)  
 BACKGROUND – GREEN (RETROREFLECTIVE)



**E5-1bP**

EXIT NUMBER (1, 2, AND 3 DIGITS WITH DUAL-LETTER SUFFIX) (PLAQUE)

A	B	C	D	E	F	G	H
84	102	120	30	1.5	7.5	15 E	8 MIN
J	K	L	M	N	P	Q	R
VAR	10	VAR	2.5	7.5	5	VAR	3

COLORS: LEGEND, BORDER – WHITE (RETROREFLECTIVE)  
BACKGROUND – GREEN (RETROREFLECTIVE)



E5-1c  
NARROW EXIT GORE

\* Increase Spacing 50%.

\*\* See page 7-1 for arrow design.

A	B	C	D	E	F	G	H	J	K	L	M
60 MIN	90	1.5	10	12 E*	9	18 E	19.893	VAR	18.25	29.25	6

COLORS: LEGEND, BORDER – WHITE (RETROREFLECTIVE)  
BACKGROUND – GREEN (RETROREFLECTIVE)



E6-1  
PULL-THROUGH

\* See page 4-1, 4-5, or 4-6 for Route (M1-1, M1-4, M1-5, or M1-6) sign design.

A	B	C	D	E	F	G	H	J	K	L	M	N
VAR	90	2	16.5	12 E	12	36	13.5	15 E	13.5	15 MIN	VAR	9

COLORS: LEGEND, BORDER — WHITE (RETROREFLECTIVE)  
BACKGROUND — GREEN (RETROREFLECTIVE)



E6-1a

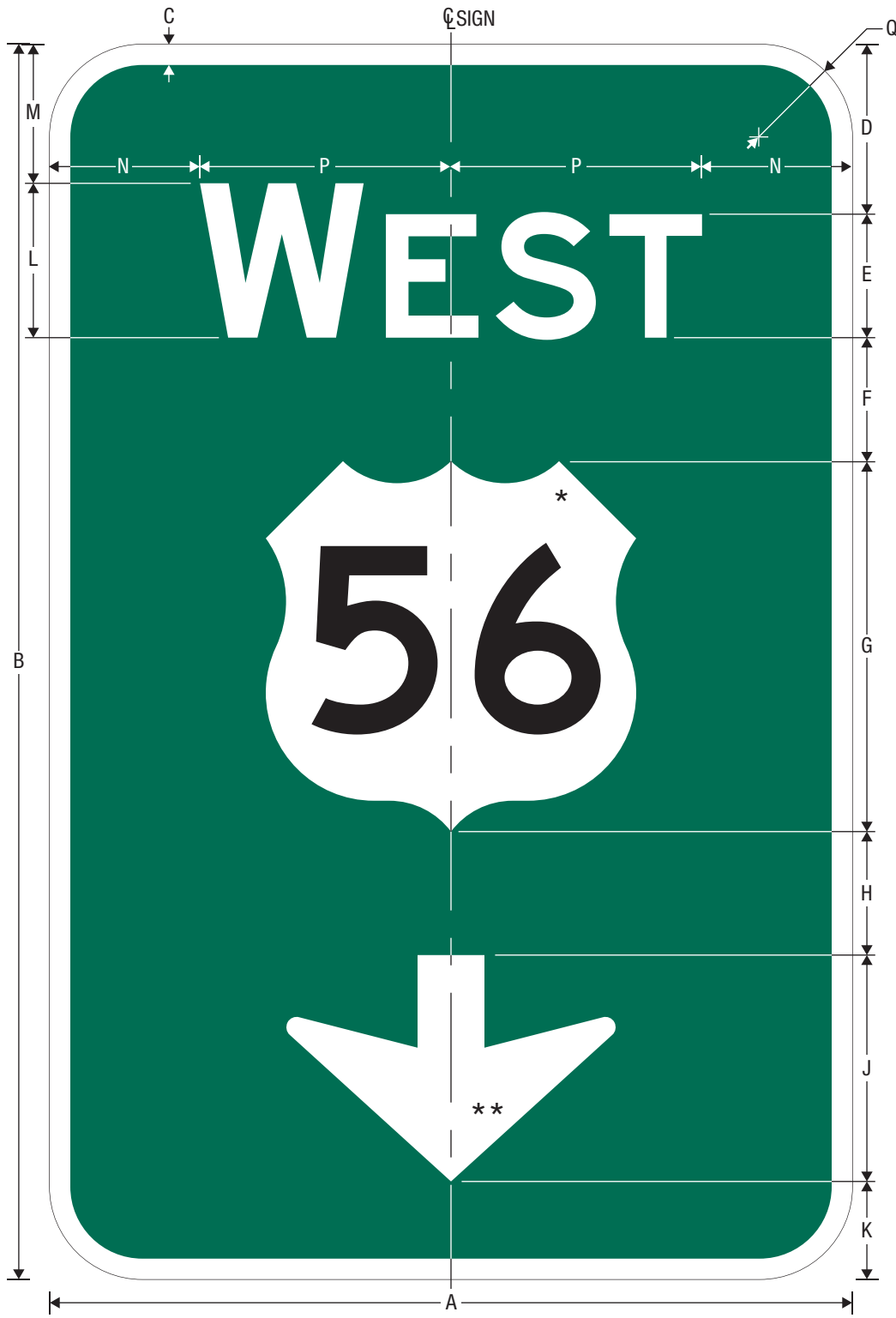
PULL-THROUGH (DESTINATION)

\* See page 4-1, 4-5, or 4-6 for Route (M1-1, M1-4, M1-5, or M1-6) sign design.

A	B	C	D	E	F	G	H	J
VAR	96	2	19	12 E	16	16 E(m)	12	36

K	L	M	N	P	Q	R	S
16 MIN	VAR	15	VAR	15 E	16 MIN	VAR	12

COLORS: LEGEND, BORDER – WHITE (RETROREFLECTIVE)  
BACKGROUND – GREEN (RETROREFLECTIVE)



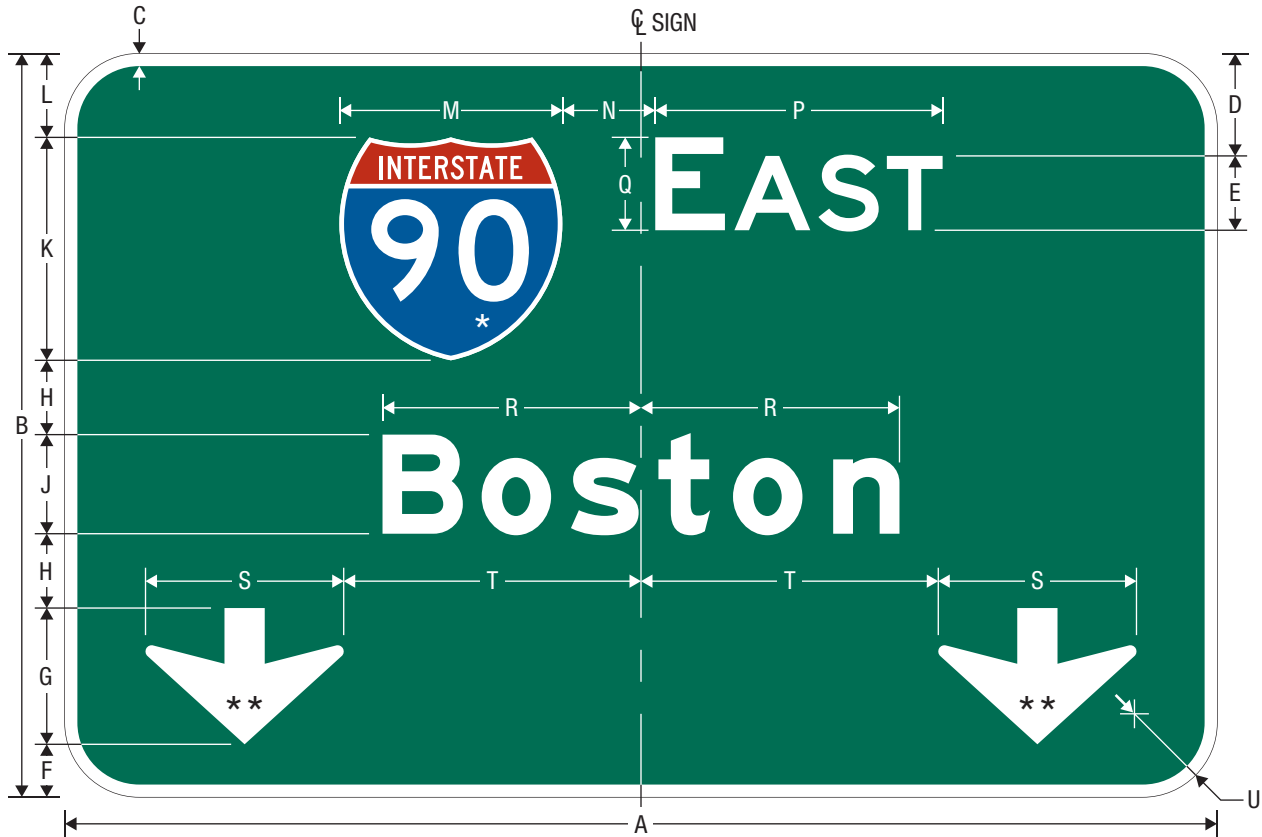
E6-2

PULL-THROUGH (DOWN ARROWS)

- \* See page 4-1, 4-5, or 4-6 for Route (M1-1, M1-4, M1-5, or M1-6) sign design.
- \*\* See page 7-5 for arrow design.

A	B	C	D	E	F	G	H	J	K	L	M	N	P	Q
VAR	90	2	16.5	12 E	12	36	12	22	9.5	15 E	13.5	15 MIN	VAR	9

COLORS: LEGEND, BORDER — WHITE (RETROREFLECTIVE)  
 BACKGROUND — GREEN (RETROREFLECTIVE)



E6-2a

PULL-THROUGH (DESTINATION, DOWN ARROWS)

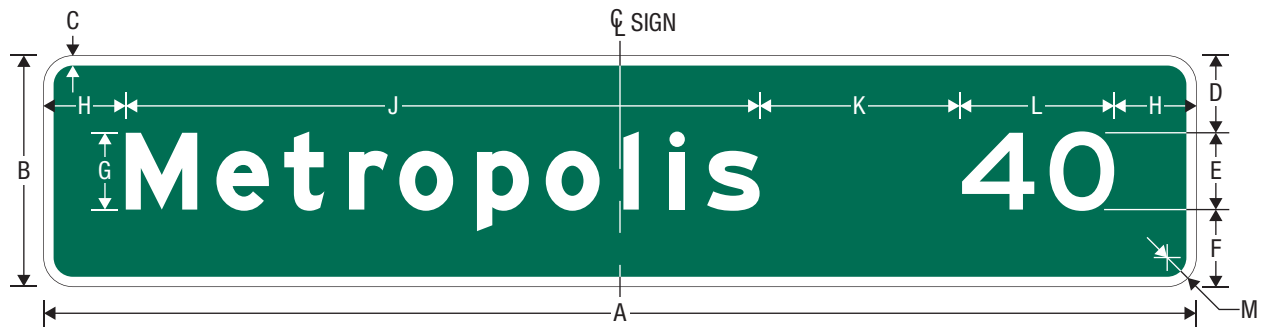
\* See page 4-1, 4-5, or 4-6 for Route (M1-1, M1-4, M1-5, or M1-6) sign design.

\*\* See page 7-5 for arrow design.

A	B	C	D	E	F	G	H	J	K
186	120	2	13.5	12 E	8.5	22	12	16 E(m)	36

L	M	N	P	Q	R	S	T	U
13.5	VAR	15	VAR	15 E	VAR	32	48	12

COLORS: LEGEND, BORDER – WHITE (RETROREFLECTIVE)  
BACKGROUND – GREEN (RETROREFLECTIVE)

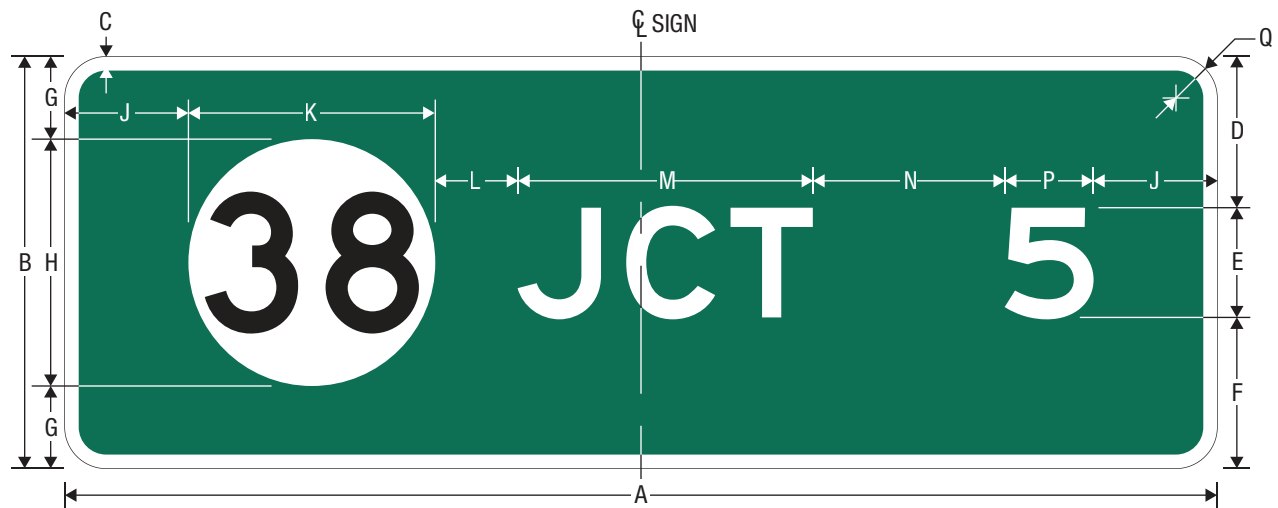


E7-1  
POST INTERCHANGE DISTANCE

A	B	C	D	E	F	G	H	J	K	L	M
VAR	24	1	8	8 E	8	8 E(m)	8 MIN	VAR	16 MIN	VAR	3
VAR	30	1.5	9.667	10.667 E	9.666	10.667 E(m)	10.667 MIN	VAR	21 MIN	VAR	6
VAR	36	2	11.334	13.333 E	11.333	13.333 E(m)	13.333 MIN	VAR	26 MIN	VAR	6

COLORS: LEGEND, BORDER – WHITE (RETROREFLECTIVE)  
BACKGROUND – GREEN (RETROREFLECTIVE)

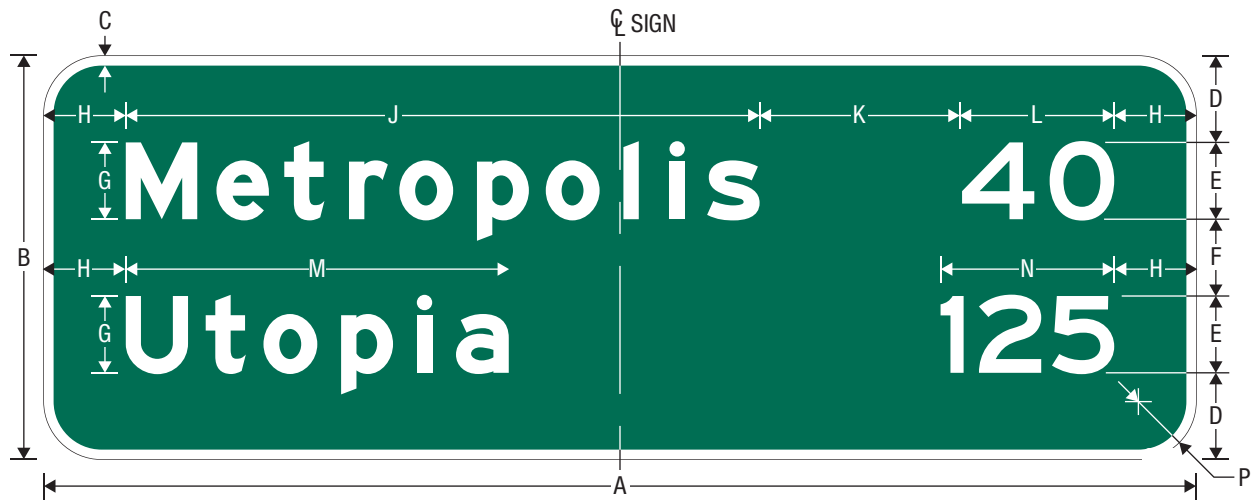
4-274-1



E7-1  
POST INTERCHANGE DISTANCE

A	B	C	D	E	F	G	H	J	K	L	M	N	P	Q
VAR	30	1	11	8 E	11	6	18	8 MIN	VAR	6	VAR	12 MIN	VAR	3
VAR	36	1.5	12.667	10.667 E	12.666	6	24	10.667 MIN	VAR	8	VAR	16 MIN	VAR	6
VAR	36	2	11.334	13.333 E	11.333	6	24	13.333 MIN	VAR	10	VAR	20 MIN	VAR	6

COLORS: LEGEND, BORDER – WHITE (RETROREFLECTIVE)  
BACKGROUND – GREEN (RETROREFLECTIVE)

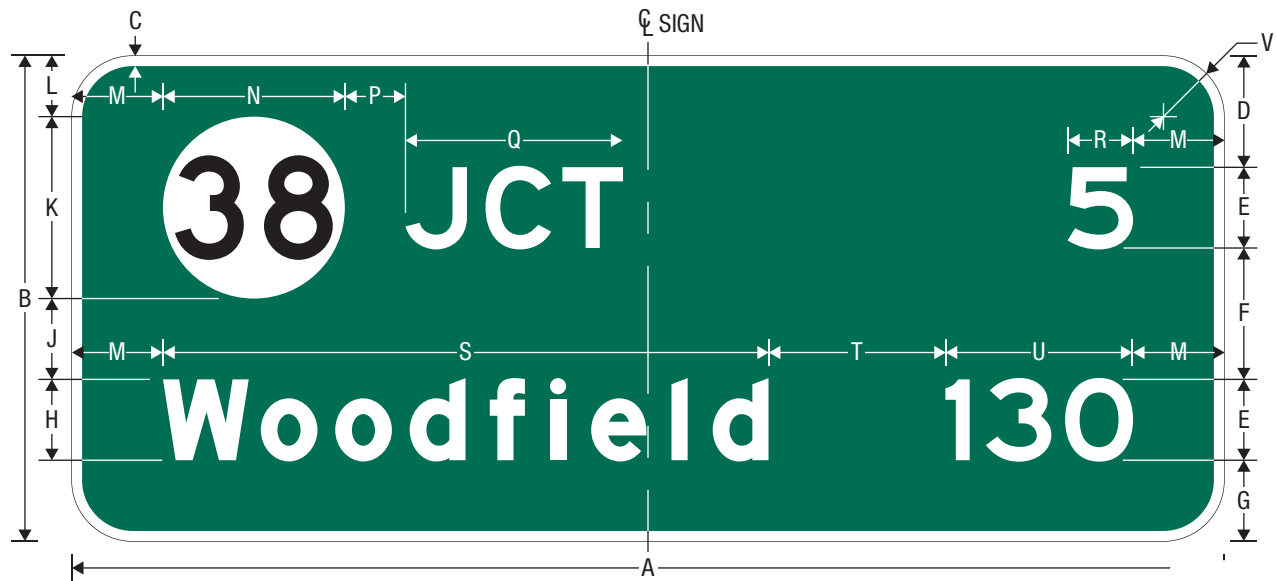


E7-2  
POST INTERCHANGE DISTANCE

A	B	C	D	E	F	G
VAR	42	1	9	8 E	8	8 E(m)
VAR	48	1.5	9.333	10.667 E	8	10.667 E(m)
VAR	60	2	11.667	13.333 E	10	13.333 E(m)

H	J	K	L	M	N	P
8 MIN	VAR	16 MIN	VAR	VAR	VAR	6
10.667 MIN	VAR	21 MIN	VAR	VAR	VAR	6
13.333 MIN	VAR	26 MIN	VAR	VAR	VAR	9

COLORS: LEGEND, BORDER – WHITE (RETROREFLECTIVE)  
BACKGROUND – GREEN (RETROREFLECTIVE)




E7-2

POST INTERCHANGE DISTANCE

A	B	C	D	E	F	G	H	J	K
VAR	48	1	11	8 E	13	8	8 E(m)	8	18
VAR	60	1.5	13.833	10.667 E	14.667	10.166	10.667 E(m)	8	24
VAR	66	2	12.5	13.333 E	15.333	11.5	13.333 E(m)	10	24

L	M	N	P	Q	R	S	T	U	V
6	8 MIN	VAR	6	VAR	VAR	VAR	16 MIN	VAR	6
7.167	10.667 MIN	VAR	8	VAR	VAR	VAR	21 MIN	VAR	6
7.167	13.333 MIN	VAR	10	VAR	VAR	VAR	26 MIN	VAR	9

COLORS: LEGEND, BORDER – WHITE (RETROREFLECTIVE)  
BACKGROUND – GREEN (RETROREFLECTIVE)



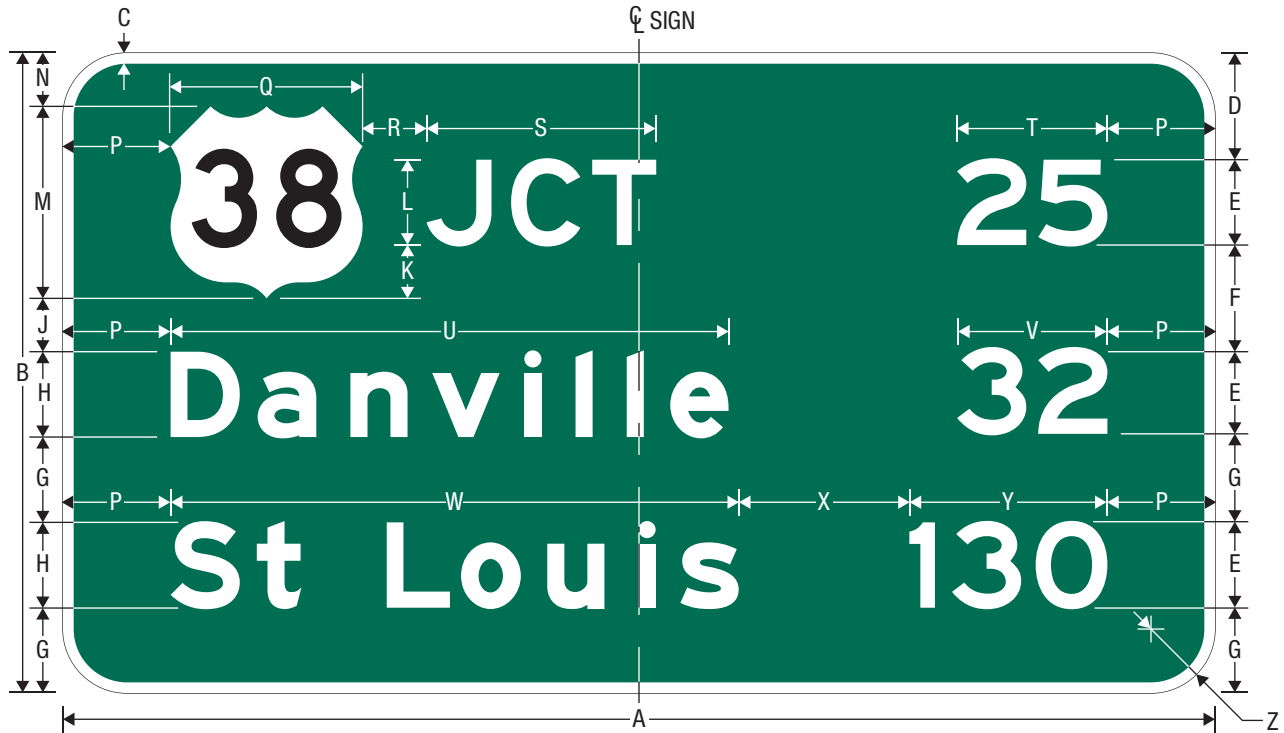
E7-3

POST INTERCHANGE DISTANCE

A	B	C	D	E	F	G	H	J
VAR	54	1	8	8 E	7	7	8	8 E(m)
VAR	66	1.5	9	10.667 E	8	8	8.999	10.667 E(m)
VAR	84	2	12	13.333 E	10	10	12	13.333 E(m)

K	L	M	N	P	Q	R	S	T
8 MIN	VAR	16 MIN	VAR	VAR	VAR	VAR	VAR	6
10.667 MIN	VAR	21 MIN	VAR	VAR	VAR	VAR	VAR	9
13.333 MIN	VAR	26 MIN	VAR	VAR	VAR	VAR	VAR	9

COLORS: LEGEND, BORDER – WHITE (RETROREFLECTIVE)  
BACKGROUND – GREEN (RETROREFLECTIVE)



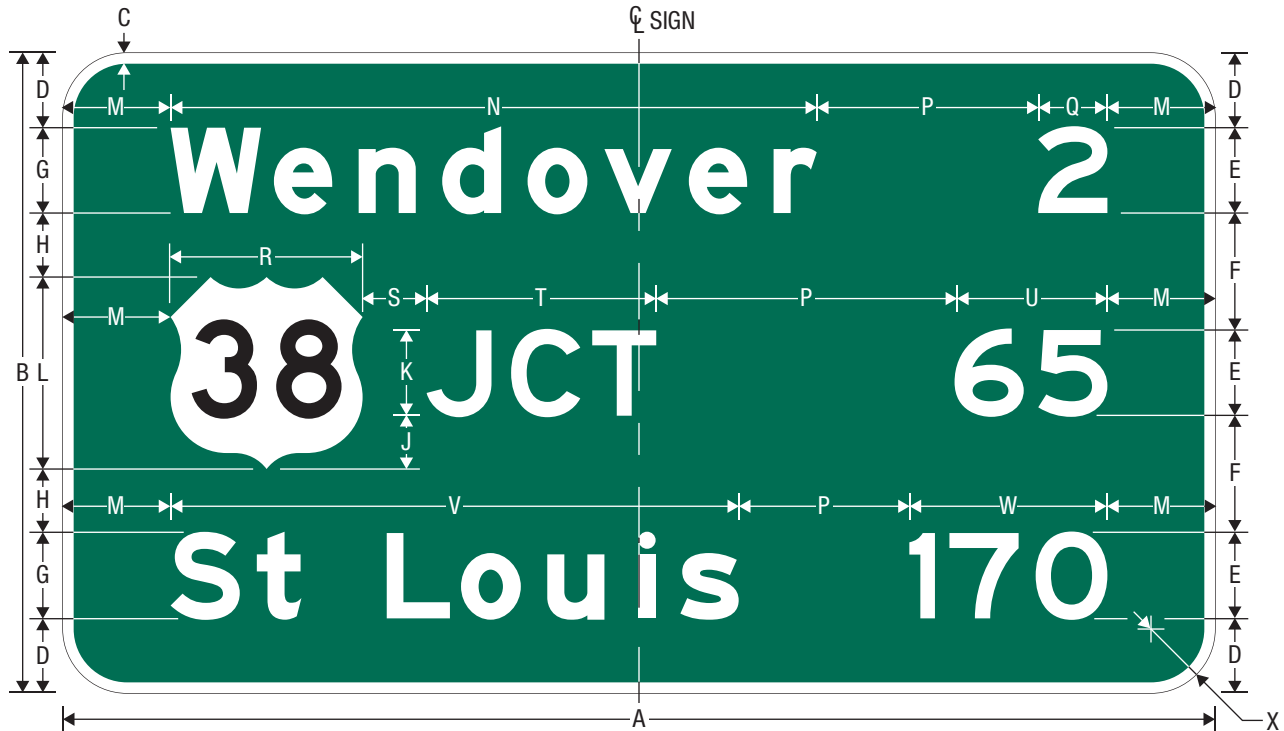
E7-3

POST INTERCHANGE DISTANCE

A	B	C	D	E	F	G	H	J	K	L	M
VAR	60	1	10	8 E	10	8	8 E(m)	5	5	8 E	18
VAR	78	1.5	13.167	10.667 E	13.166	9.833	10.667 E(m)	6.5	6.666	8 E	24
VAR	90	2	13.334	13.333 E	13.333	11.667	13.333 E(m)	8	7	10 E	24

N	P	Q	R	S	T	U	V	W	X	Y	Z
5	8 MIN	VAR	6	VAR	VAR	VAR	VAR	VAR	16 MIN	VAR	6
6.5	10.667 MIN	VAR	6	VAR	VAR	VAR	VAR	VAR	21 MIN	VAR	9
8	13.333 MIN	VAR	6	VAR	VAR	VAR	VAR	VAR	26 MIN	VAR	9

COLORS: LEGEND, BORDER – WHITE (RETROREFLECTIVE)  
BACKGROUND – GREEN (RETROREFLECTIVE)



E7-3

POST INTERCHANGE DISTANCE

A	B	C	D	E	F	G	H	J	K	L
VAR	60	1	7	8 E	11	8 E(m)	6	5	8 E	18
VAR	78	1.5	8.333	10.667 E	14.667	10.667 E(m)	8	8	8 E	24
VAR	90	2	11.667	13.333 E	13.333	13.333 E(m)	8	7	10 E	24

M	N	P	Q	R	S	T	U	V	W	X
8 MIN	VAR	16 MIN	VAR	VAR	6	VAR	VAR	VAR	VAR	6
10.667 MIN	VAR	21 MIN	VAR	VAR	6	VAR	VAR	VAR	VAR	9
13.333 MIN	VAR	26 MIN	VAR	VAR	6	VAR	VAR	VAR	VAR	9

COLORS: LEGEND, BORDER – WHITE (RETROREFLECTIVE)  
BACKGROUND – GREEN (RETROREFLECTIVE)




E7-3

POST INTERCHANGE DISTANCE

A	B	C	D	E	F	G	H	J	K	L
VAR	60	1	8	8 E	10	5	18	5	8 E	8 E(m)
VAR	78	1.5	9.833	10.667 E	13.167	6.5	24	8	8 E	10.667 E(m)
VAR	90	2	11.667	13.333 E	13.334	8	24	7	10 E	13.333 E(m)

M	N	P	Q	R	S	T	U	V	W	X
8 MIN	VAR	16 MIN	VAR	VAR	VAR	VAR	6	VAR	VAR	6
10.667 MIN	VAR	21 MIN	VAR	VAR	VAR	VAR	6	VAR	VAR	9
13.333 MIN	VAR	26 MIN	VAR	VAR	VAR	VAR	6	VAR	VAR	9

COLORS: LEGEND, BORDER – WHITE (RETROREFLECTIVE)  
BACKGROUND – GREEN (RETROREFLECTIVE)




E7-3  
POST INTERCHANGE DISTANCE

A	B	C	D	E	F	G	H	J	K	L
VAR	72	1.5	11	8 E	16	13	8	8 E(m)	8	18
VAR	90	1.5	14	10.667 E	19.333	14.667	10	10.667 E(m)	8	24
VAR	96	2	13.667	13.333 E	16.667	15.333	10.334	13.333 E(m)	10	24

M	N	P	Q	R	S	T	U	V	W	X
6	6	8 MIN	VAR	16 MIN	VAR	VAR	VAR	VAR	VAR	9
6	7.333	10.667 MIN	VAR	21 MIN	VAR	VAR	VAR	VAR	VAR	12
6	8.333	13.333 MIN	VAR	26 MIN	VAR	VAR	VAR	VAR	VAR	12

COLORS: LEGEND, BORDER – WHITE (RETROREFLECTIVE)  
BACKGROUND – GREEN (RETROREFLECTIVE)



E7-3


POST INTERCHANGE DISTANCE

A	B	C	D	E	F	G	H	J	K	L
VAR	72	1.5	12	8 E	12	12	7	18	7	8 E(m)
VAR	90	1.5	14.334	10.667 E	14.666	14.333	7.666	24	8	10.667 E(m)
VAR	96	2	12.667	13.333 E	15.333	12.667	7.333	24	10	13.333 E(m)

M	N	P	Q	R	S	T	U	V	W
7	8 MIN	VAR	16 MIN	VAR	VAR	VAR	VAR	VAR	9
7.667	10.667 MIN	VAR	21 MIN	VAR	VAR	VAR	VAR	VAR	12
7.334	13.333 MIN	VAR	26 MIN	VAR	VAR	VAR	VAR	VAR	12

COLORS: LEGEND, BORDER – WHITE (RETROREFLECTIVE)  
BACKGROUND – GREEN (RETROREFLECTIVE)

4-276-6

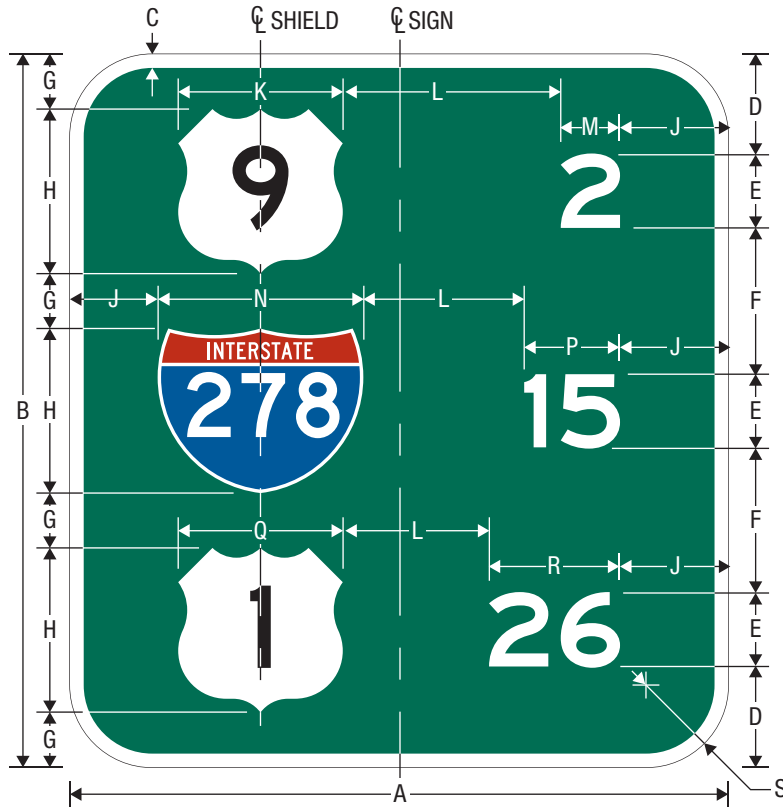


E7-3  
POST INTERCHANGE DISTANCE

A	B	C	D	E	F	G	H	J	K	L
VAR	72	1.5	8	8 E	13	16	11	6	18	6
VAR	90	1.5	10	10.667 E	14.667	19.333	14	7.333	24	6
VAR	96	2	10.333	13.333 E	15.334	16.667	13.667	8.334	24	6

M	N	P	Q	R	S	T	U	V	W	X
8	8 E(m)	8 MIN	VAR	16 MIN	VAR	VAR	VAR	VAR	VAR	9
8	10.667 E(m)	10.667 MIN	VAR	21 MIN	VAR	VAR	VAR	VAR	VAR	12
10	13.333 E(m)	13.333 MIN	VAR	26 MIN	VAR	VAR	VAR	VAR	VAR	12

COLORS: LEGEND, BORDER – WHITE (RETROREFLECTIVE)  
BACKGROUND – GREEN (RETROREFLECTIVE)

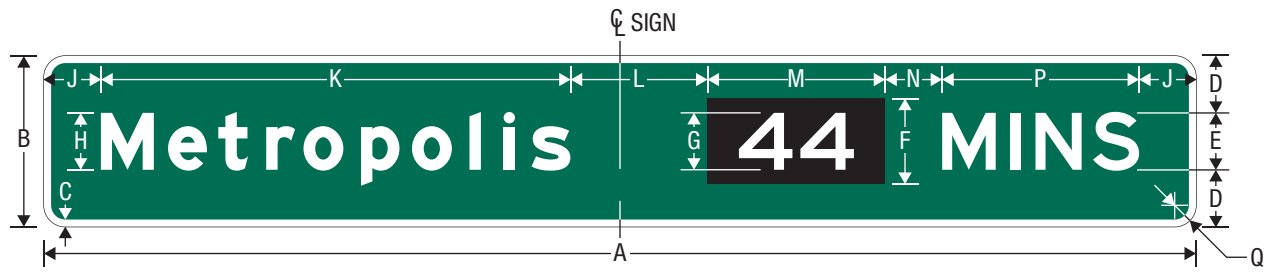


E7-3  
POST INTERCHANGE DISTANCE

A	B	C	D	E	F	G	H	J
VAR	78	1.5	11	8 E	16	6	18	8 MIN
VAR	96	1.5	12.667	10.667 E	19.333	6	24	10.667 MIN
VAR	96	2	11.334	13.333 E	16.666	6	24	12.567 MIN

K	L	M	N	P	Q	R	S
VAR	16 MIN	VAR	VAR	VAR	VAR	VAR	9
VAR	21 MIN	VAR	VAR	VAR	VAR	VAR	12
VAR	26 MIN	VAR	VAR	VAR	VAR	VAR	12

COLORS: LEGEND, BORDER – WHITE (RETROREFLECTIVE)  
BACKGROUND – GREEN (RETROREFLECTIVE)



E7-4

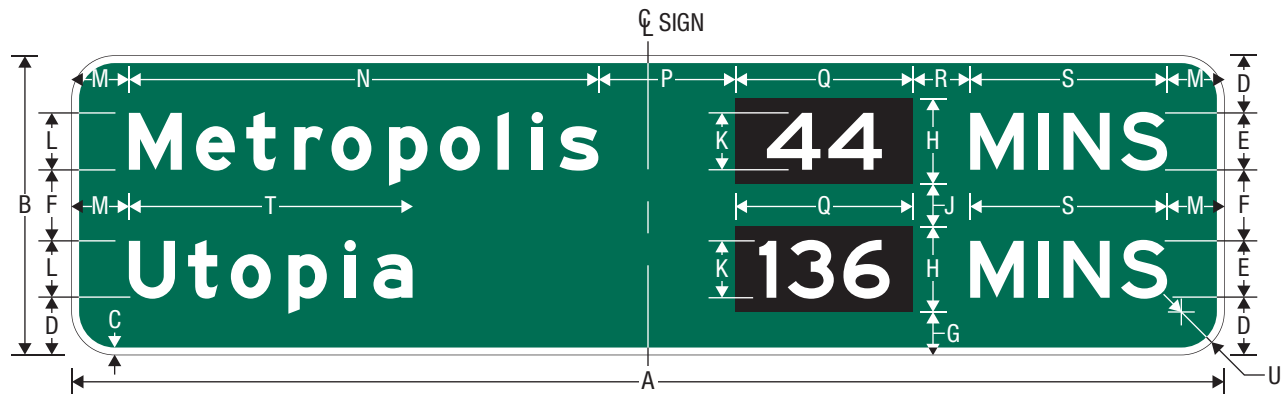
POST INTERCHANGE DISTANCE

\* Changeable legend display. Dimensions may vary.

A	B	C	D	E	F	G	H
VAR	24	1	8	8 E	12*	8 E	8 E(m)
VAR	30	1.5	11	8 E	15*	10.667 E	10.667 E(m)
VAR	36	2	13	10 E	18.5*	13.333 E	13.333 E(m)

J	K	L	M	N	P	Q
8 MIN	VAR	16 MIN	25*	8	27.692	3
10.667 MIN	VAR	21 MIN	35*	8	27.692	6
13.333 MIN	VAR	26 MIN	45*	10	34.615	6

COLORS: LEGEND, BORDER – WHITE (RETROREFLECTIVE)  
BACKGROUND – GREEN (RETROREFLECTIVE)



E7-4

POST INTERCHANGE DISTANCE

\* Changeable legend display. Dimensions may vary.

A	B	C	D	E	F	G	H	J	K
VAR	42	1	8	8 E	10	6	12*	6	8 E
VAR	54	1.5	11.5	8 E	15	8	15*	8	10.667 E
VAR	66	2	13.917	10 E	18.166	9.667	18.5*	9.666	13.333 E

L	M	N	P	Q	R	S	T	U
8 E(m)	8 MIN	VAR	16 MIN	25*	8	27.692	VAR	6
10.667 E(m)	10.667 MIN	VAR	21 MIN	35*	8	27.692	VAR	6
13.333 E(m)	13.333 MIN	VAR	26 MIN	45*	10	34.615	VAR	9

COLORS: LEGEND, BORDER — WHITE (RETROREFLECTIVE)  
BACKGROUND — GREEN (RETROREFLECTIVE)



E7-5  
DISTANCE AND TRAVEL TIME

\* Changeable message element. Dimensions may vary.

\*\* Controlling line of legend.

\*\*\* Optically space non-controlling line.

A	B	C	D	E	F	G	H	J	K	L	M
VAR	96	2	11.334	13.333 E(m)	9.333	10.5	10 E	16	13.5	8	21*
N	P	Q	R	S	T	U	V	W	X	Y	Z
15 E	13.333 MIN**	VAR	VAR	15 MIN	42.610	12 MIN***	42*	VAR	15	34.615	12

COLORS: LEGEND, BORDER – WHITE (RETROREFLECTIVE)  
BACKGROUND – GREEN (RETROREFLECTIVE)



E7-5

DISTANCE AND TRAVEL TIME

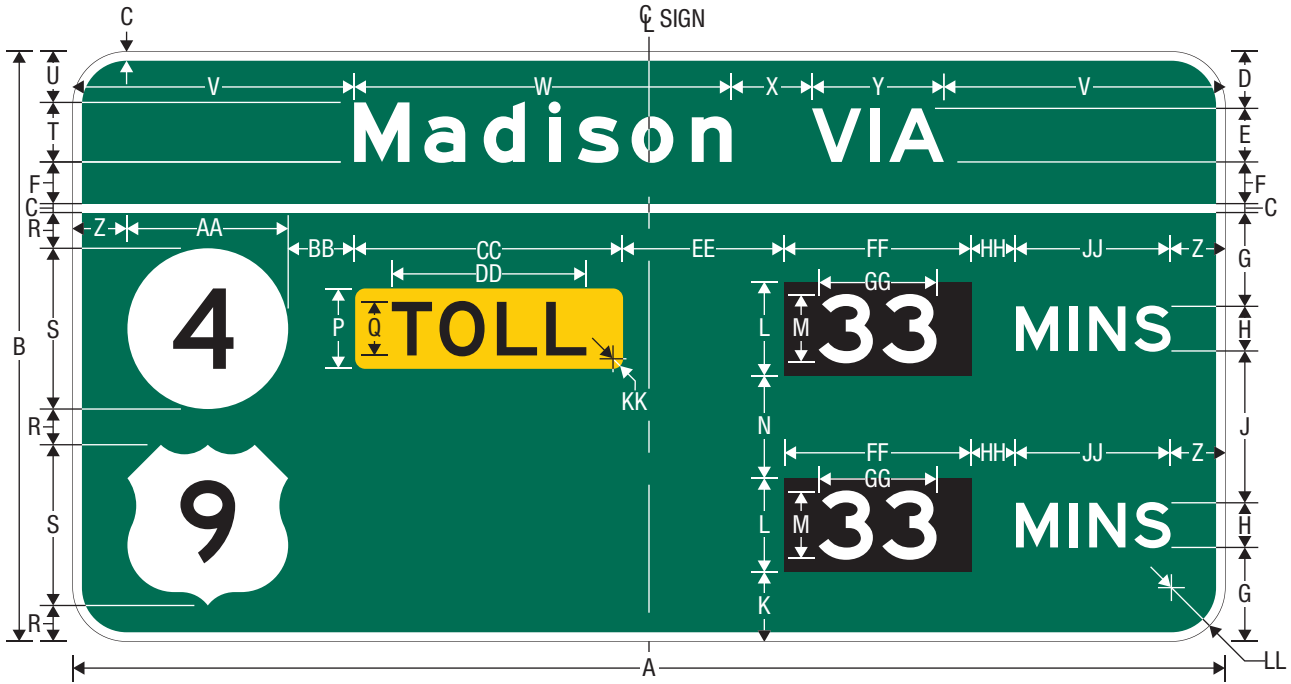
\* Changeable message element. Dimensions may vary.

\*\* Controlling line of legend.

\*\*\* Optically space non-controlling line.

A	B	C	D	E	F	G	H	J	K
VAR	120	2	22	12 E	20	10.5	10 E	18	15.5
L	M	N	P	Q	R	S	T	U	
10	21*	15 E	8	36	12 MIN***	VAR	12	32.292	
V	W	X	Y	Z	AA	BB	CC	DD	
VAR	15 MIN	42.610	12 MIN**	42*	VAR	15	34.615	12	

COLORS: LEGEND, BORDER – WHITE (RETROREFLECTIVE)  
BACKGROUND – GREEN (RETROREFLECTIVE)

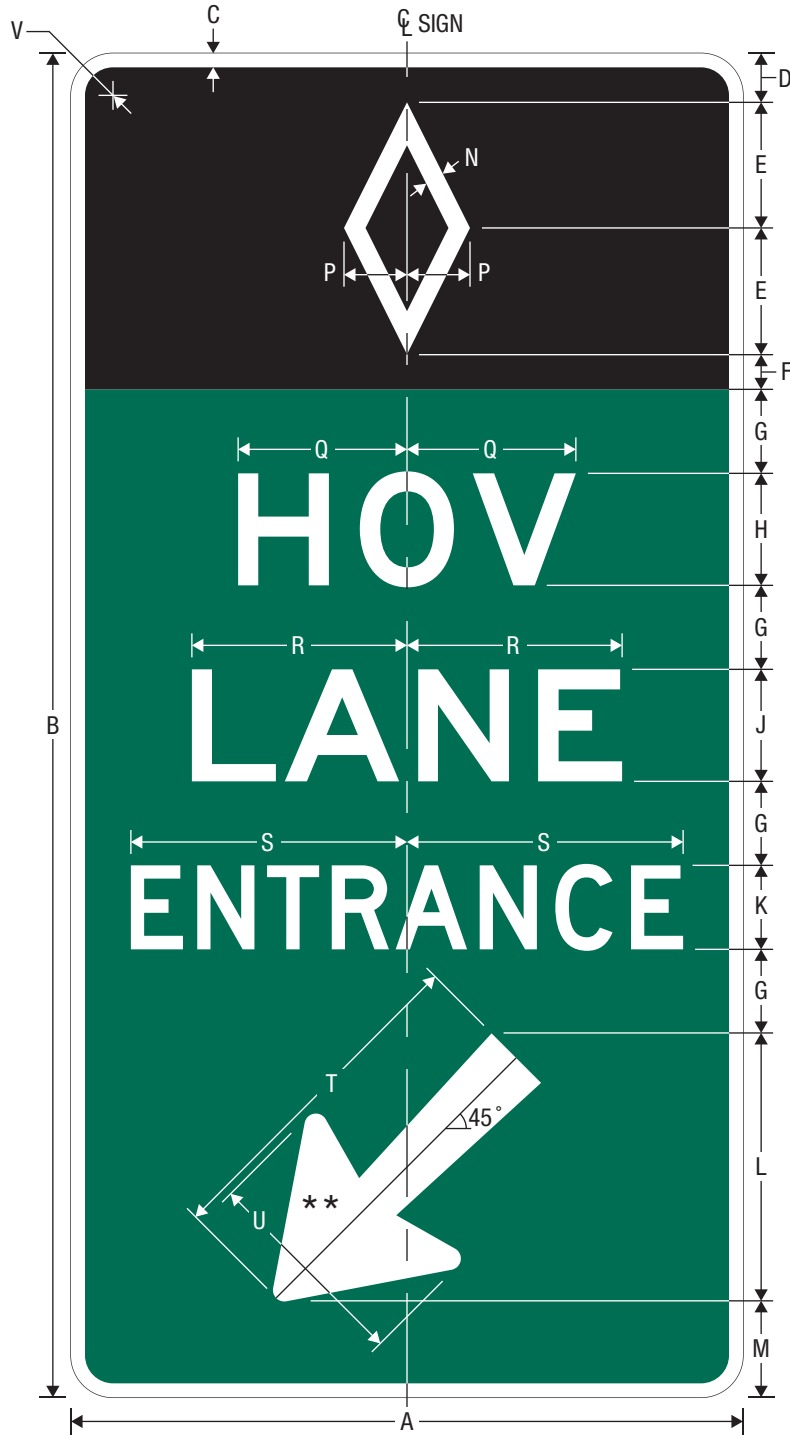


E7-6  
COMPARATIVE TRAVEL TIME

- \* Changeable message element. Dimensions may vary.
- \*\* Controlling line of legend.
- \*\*\* Optically space non-controlling line.

A	B	C	D	E	F	G	H	J
VAR	132	2	12.667	12 E	9.333	21	10 E	34
K	L	M	N	P	Q	R	S	T
15.5	21*	15 E	23	18	12 E	8	36	13.333E(m)
U	V	W	X	Y	Z	AA	BB	CC
11.334	13.333 MIN***	VAR	18	29.535	12 MIN**	VAR	15	60
DD	EE	FF	GG	HH	JJ	KK	LL	
43.566	36	42*	VAR	10	34.615	2.25	12	

COLORS: LEGEND, BORDER – WHITE (RETROREFLECTIVE)  
BACKGROUND – GREEN (RETROREFLECTIVE)



E8-1

PREFERENTIAL LANE ENTRANCE GORE

\* Increase Spacing 20%.

\*\* See page 7-1 for arrow design.

A	B	C	D	E	F	G	H	J	K
48	96	1	3.5	9	2.5	6	8 E*	8 E	6 D

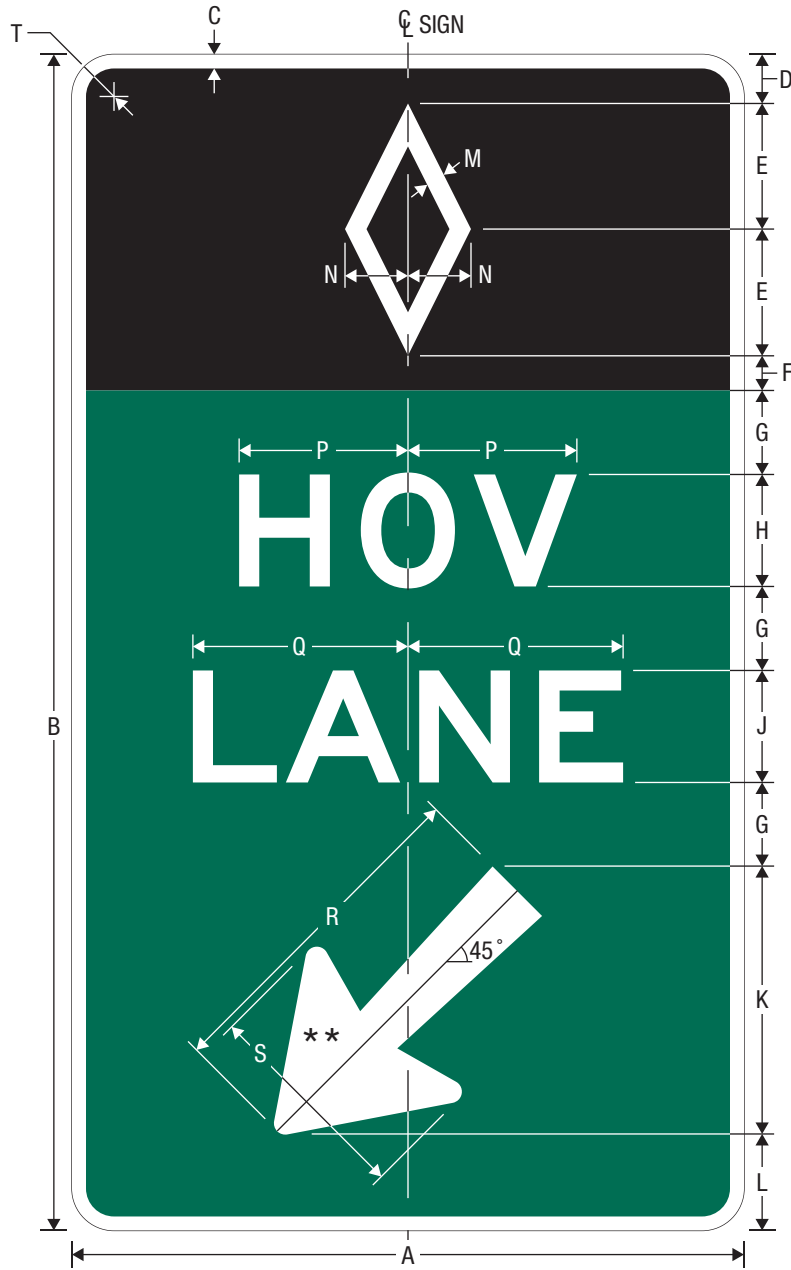
L	M	N	P	Q	R	S	T	U	V
19.153	6.847	1.375	4.5	12.062	15.365	19.723	24.25	15.125	3

UPPER SECTION

COLORS: LEGEND, BORDER — WHITE (RETROREFLECTIVE)  
BACKGROUND — BLACK

LOWER SECTION

COLORS: LEGEND, BORDER — WHITE (RETROREFLECTIVE)  
BACKGROUND — GREEN (RETROREFLECTIVE)



E8-1a

PREFERENTIAL LANE INTERMEDIATE ENTRANCE GORE

\* Increase Spacing 20%.

\*\* See page 7-1 for arrow design.

A	B	C	D	E	F	G	H	J
48	84	1	3.5	9	2.5	6	8 E*	8 E

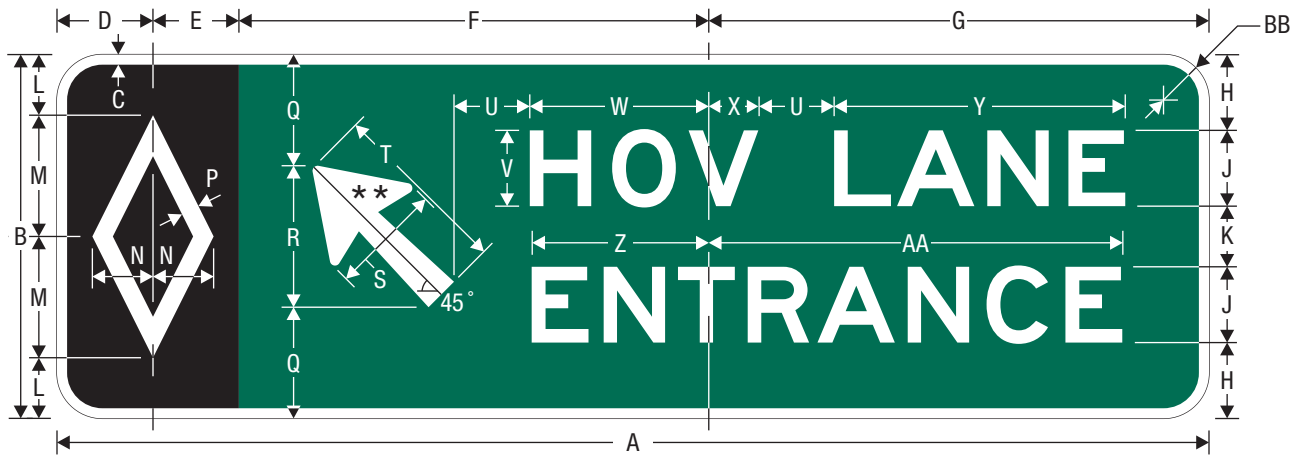
K	L	M	N	P	Q	R	S	T
19.153	6.847	1.375	4.5	12.062	15.365	24.25	15.125	3

UPPER SECTION

COLORS: LEGEND, BORDER — WHITE (RETROREFLECTIVE)  
BACKGROUND — BLACK

LOWER SECTION

COLORS: LEGEND, BORDER — WHITE (RETROREFLECTIVE)  
BACKGROUND — GREEN (RETROREFLECTIVE)



E8-2

PREFERENTIAL LANE ENTRANCE DIRECTION (OVERHEAD)

\* Increase Spacing 20%.

\*\* See page 7-1 for arrow design.

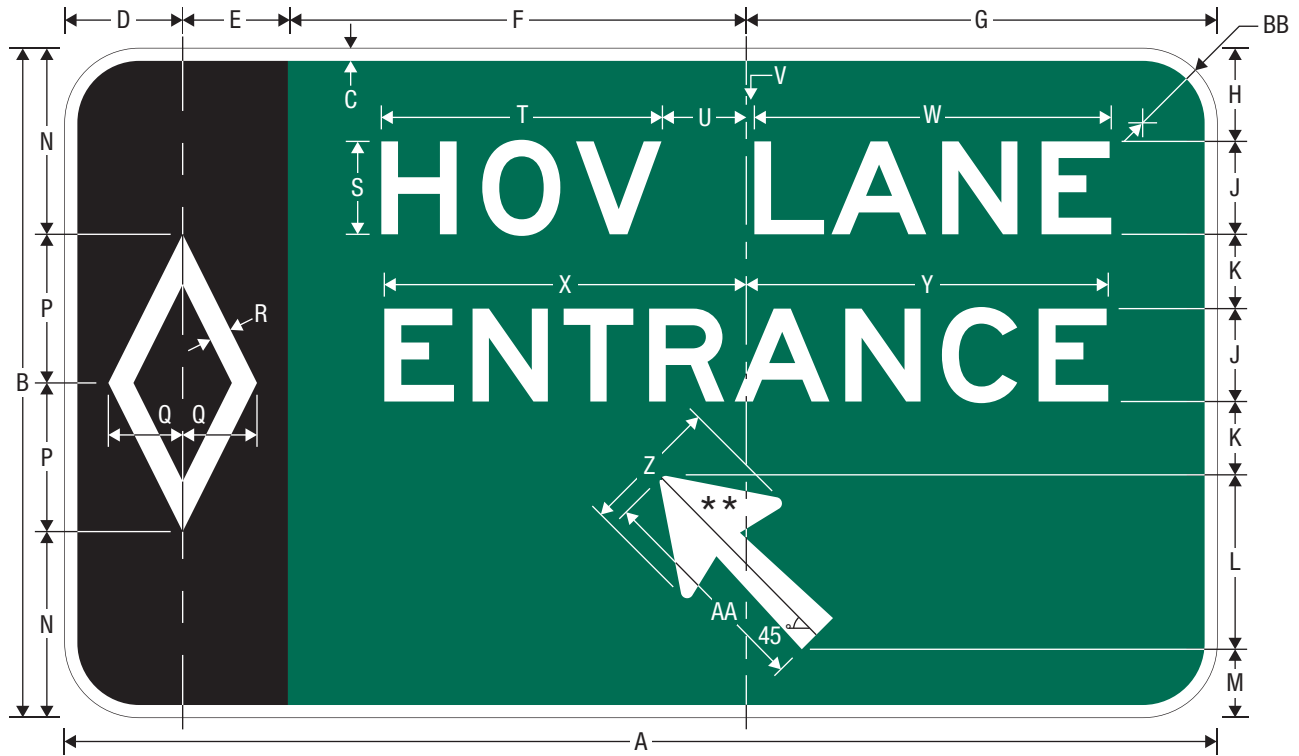
A	B	C	D	E	F	G	H	J	K	L	M	N
228	72	2	19	17	95	97	15	15 E	12	12	24	12
P	Q	R	S	T	U	V	W	X	Y	Z	AA	BB
3.625	22	28	22.25	35.625	15	15 E*	37.427	7.806	57.619	36.946	79.945	9

LEFT SECTION

COLORS: LEGEND, BORDER — WHITE (RETROREFLECTIVE)  
BACKGROUND — BLACK

RIGHT SECTION

COLORS: LEGEND, BORDER — WHITE (RETROREFLECTIVE)  
BACKGROUND — GREEN (RETROREFLECTIVE)



E8-2a

PREFERENTIAL LANE ENTRANCE DIRECTION (POST-MOUNTED)

\* Increase Spacing 20%.

\*\* See page 7-1 for arrow design.

A	B	C	D	E	F	G	H	J	K	L	M	N
186	108	2	19	17	74	76	15	15 E	12	28	11	30

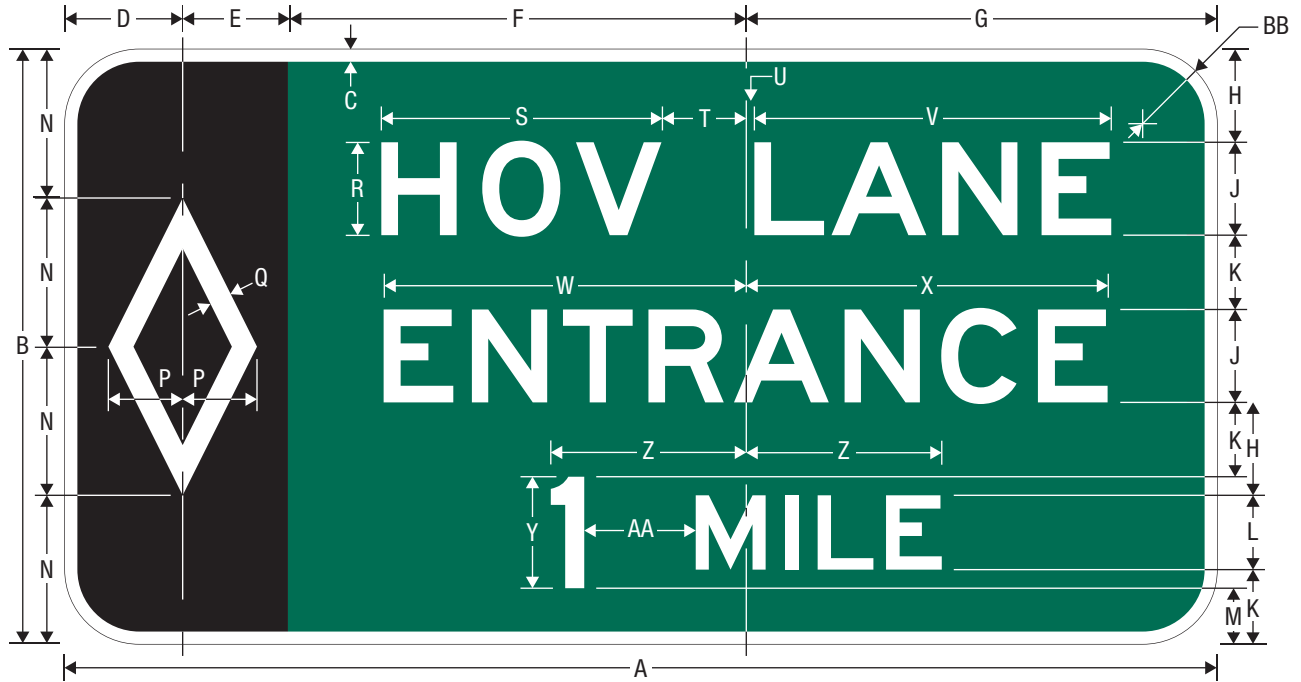
P	Q	R	S	T	U	V	W	X	Y	Z	AA	BB
24	12	3.625	15 E*	45.233	13.693	1.307	57.619	58.446	58.445	22.25	35.625	14

LEFT SECTION

COLORS: LEGEND, BORDER – WHITE (RETROREFLECTIVE)  
BACKGROUND – BLACK

RIGHT SECTION

COLORS: LEGEND, BORDER – WHITE (RETROREFLECTIVE)  
BACKGROUND – GREEN (RETROREFLECTIVE)



E8-3

PREFERENTIAL LANE ENTRANCE ADVANCE

\* Increase Spacing 20%.


A	B	C	D	E	F	G	H	J	K	L	M	N
186	96	2	19	17	74	76	15	15 E	12	12 E	9	24
P	Q	R	S	T	U	V	W	X	Y	Z	AA	BB
12	3.625	15 E*	45.233	13.693	1.307	57.619	58.446	58.445	18 E	VAR	18	12

LEFT SECTION

COLORS: LEGEND, BORDER – WHITE (RETROREFLECTIVE)  
BACKGROUND – BLACK

RIGHT SECTION

COLORS: LEGEND, BORDER – WHITE (RETROREFLECTIVE)  
BACKGROUND – GREEN (RETROREFLECTIVE)



E8-4

PREFERENTIAL LANE DIRECT EXIT GORE

\* Increase Spacing 125%.

\*\* See page 7-1 for arrow design.

A	B	C	D	E	F	G	H
60	78	1.5	3.75	9	2.25	6.5	12 E*

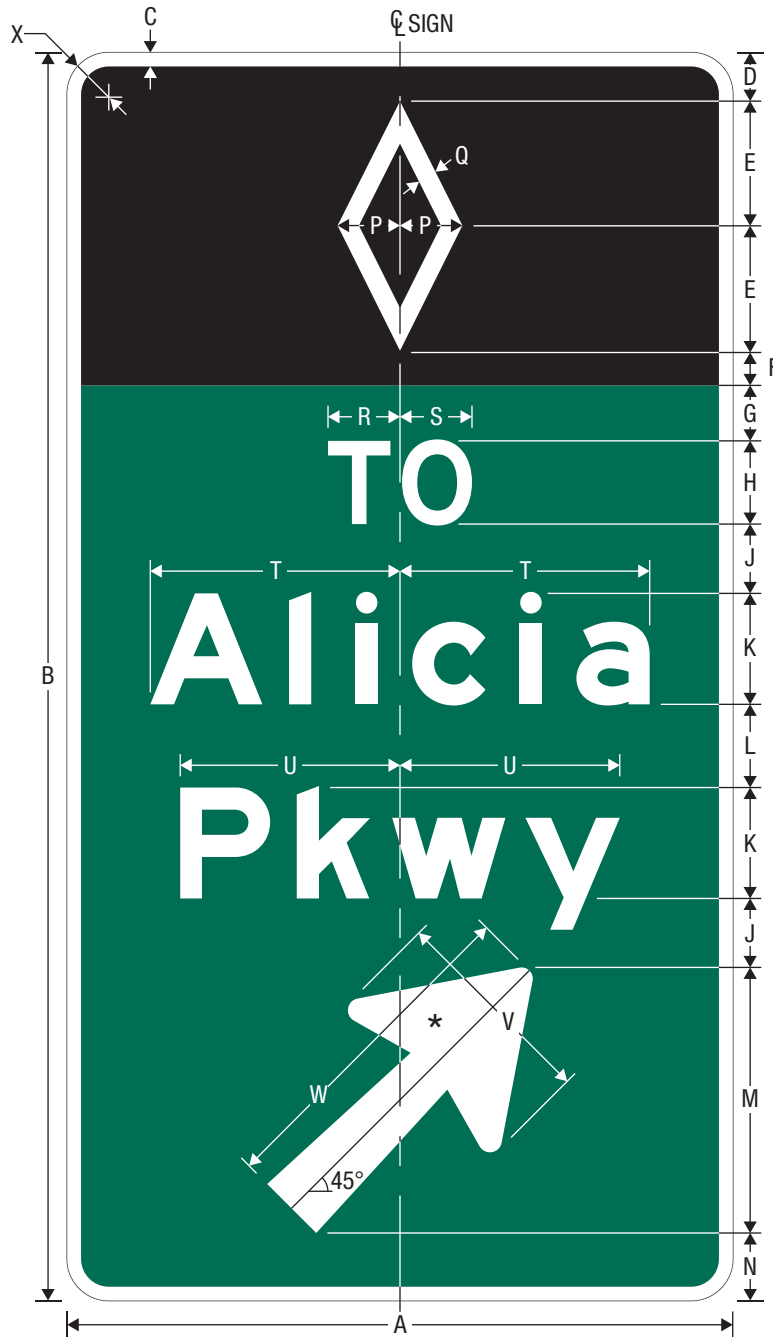
J	K	L	M	N	P	Q	R
23.024	5.976	4.5	1.375	22.188	18.25	29.25	6

UPPER SECTION

COLORS: LEGEND, BORDER — WHITE (RETROREFLECTIVE)  
BACKGROUND — BLACK

LOWER SECTION

COLORS: LEGEND, BORDER — WHITE (RETROREFLECTIVE)  
BACKGROUND — GREEN (RETROREFLECTIVE)



E8-5

PREFERENTIAL LANE INTERMEDIATE EGRESS DIRECTION

\* See page 7-1 for arrow design.

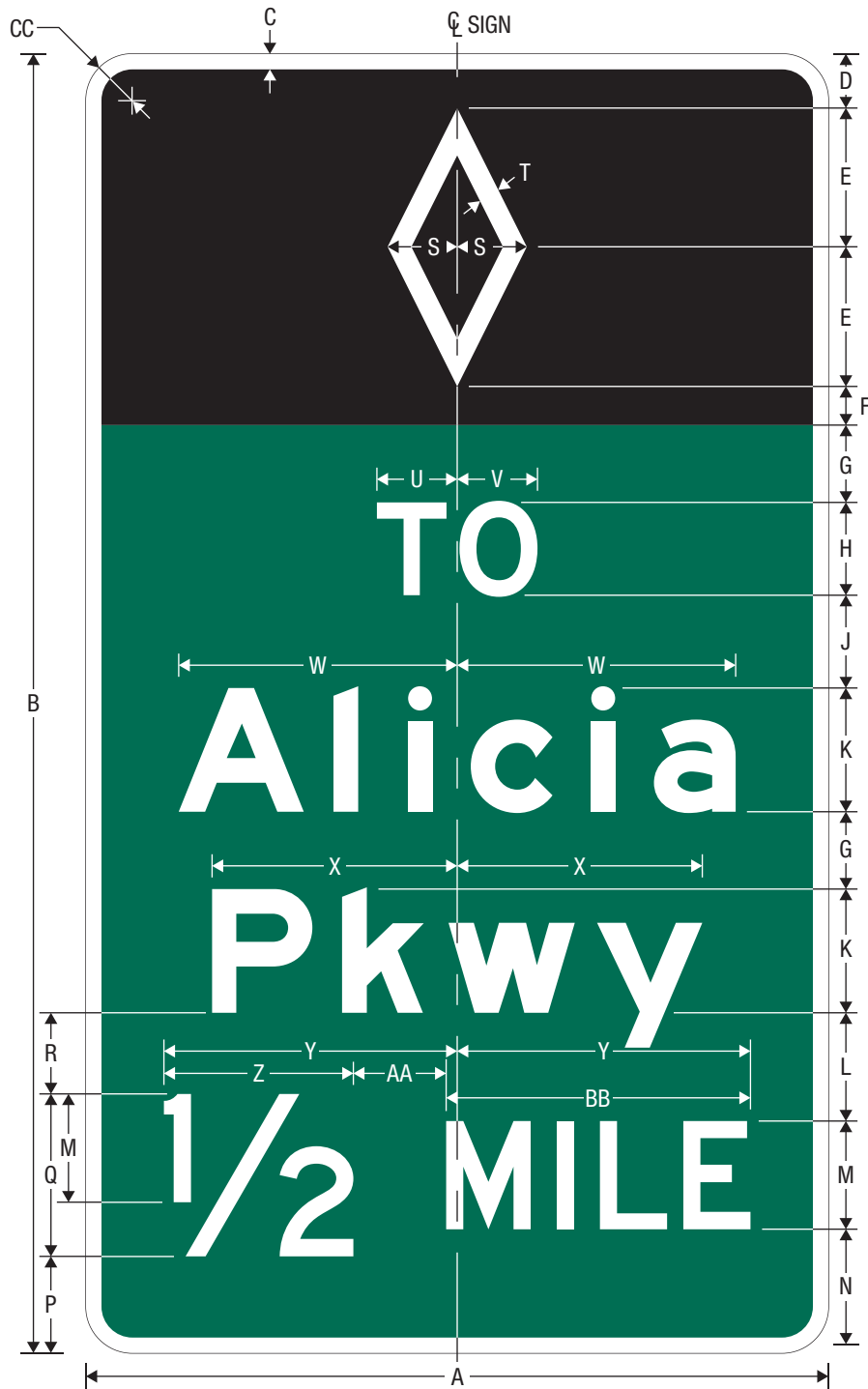
A	B	C	D	E	F	G	H	J	K	L
VAR	90	1	3.5	9	2.5	4	6 E	5	8 E(m)	6
M	N	P	Q	R	S	T	U	V	W	X
19.153	4.847	4.5	1.375	5.192	5.191	VAR	VAR	15.125	24.25	3

UPPER SECTION

COLORS: LEGEND, BORDER — WHITE (RETROREFLECTIVE)  
BACKGROUND — BLACK

LOWER SECTION

COLORS: LEGEND, BORDER — WHITE (RETROREFLECTIVE)  
BACKGROUND — GREEN (RETROREFLECTIVE)



E8-6

PREFERENTIAL LANE INTERMEDIATE EGRESS ADVANCE

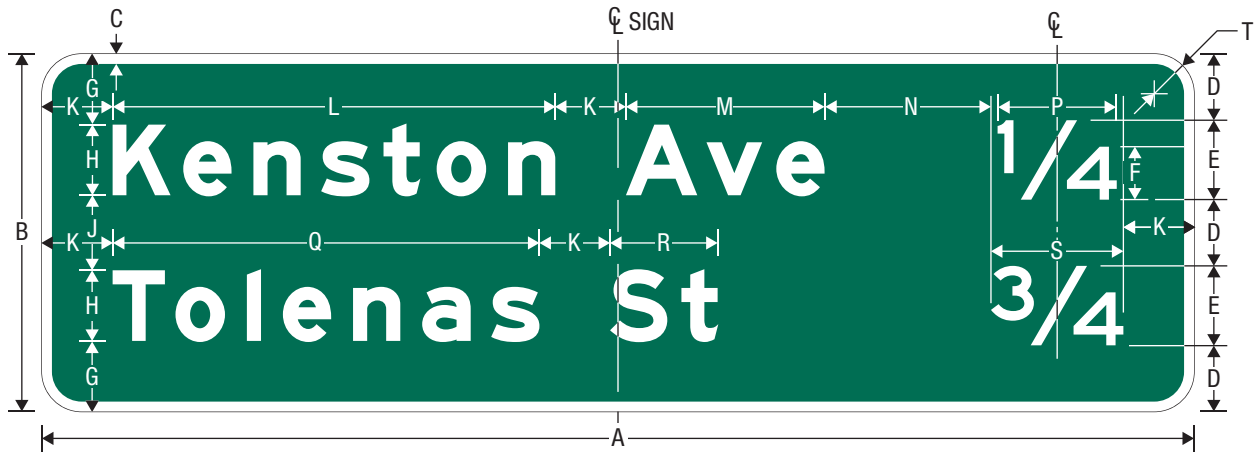
A	B	C	D	E	F	G	H	J	K	L	M	N	P
VAR	84	1	3.5	9	2.5	5	6 E	6	8 E(m)	7	7 D	8	6.25
Q	R	S	T	U	V	W	X	Y	Z	AA	BB	CC	
10.5	5.25	4.5	1.375	5.192	5.191	VAR	VAR	VAR	VAR	6	19.677	3	

UPPER SECTION

COLORS: LEGEND, BORDER — WHITE (RETROREFLECTIVE)  
BACKGROUND — BLACK

LOWER SECTION

COLORS: LEGEND, BORDER — WHITE (RETROREFLECTIVE)  
BACKGROUND — GREEN (RETROREFLECTIVE)



E9-1

INTERCHANGE SEQUENCE (2 INTERCHANGES)

A	B	C	D	E	F	G	H	J
VAR	54	1.5	10	12	8 E	10.666	10.667 E(m)	11.334
VAR	66	2	12	15	10 E	12.833	13.333 E(m)	13.668

K	L	M	N	P	Q	R	S	T
10.667	VAR	VAR	21 MIN	VAR	VAR	VAR	VAR	6
13.333	VAR	VAR	26 MIN	VAR	VAR	VAR	VAR	9

COLORS: LEGEND, BORDER – WHITE (RETROREFLECTIVE)  
BACKGROUND – GREEN (RETROREFLECTIVE)



E9-2

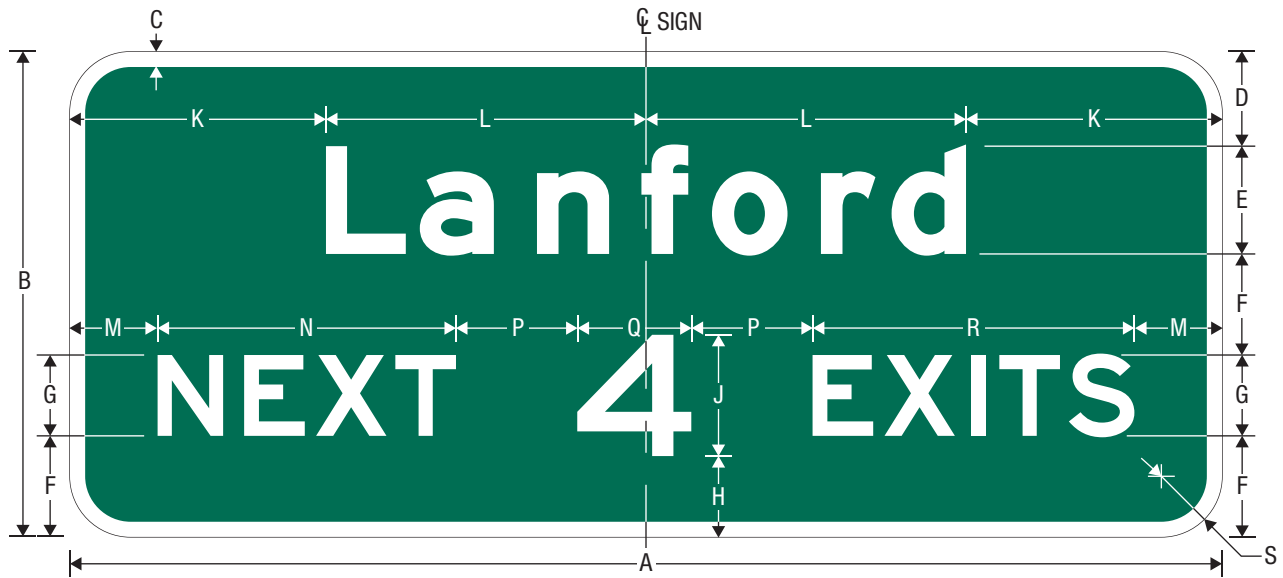
INTERCHANGE SEQUENCE (3 INTERCHANGES)

A	B	C	D	E	F	G	H	J	K
VAR	72	1.5	9	12	8 E	9	9.667	10.667 E	9.666
VAR	84	2	10.5	15	10 E	9	9.833	13.333 E	11.334

L	M	N	P	Q	R	S	T	U	V
10.667 E(m)	10.333	10.333	10.667	VAR	VAR	VAR	6 MIN, 9 MAX	VAR	VAR
13.333 E(m)	10.666	10.667	13.333	VAR	VAR	VAR	7.5 MIN 10 MAX	VAR	VAR

W	X	Y	Z	AA	BB	CC	DD	EE
VAR	21 MIN	VAR	VAR	10.667 MIN	VAR	VAR	VAR	9
VAR	26 MIN	VAR	VAR	13.333 MIN	VAR	VAR	VAR	9

COLORS: LEGEND, BORDER – WHITE (RETROREFLECTIVE)  
BACKGROUND – GREEN (RETROREFLECTIVE)



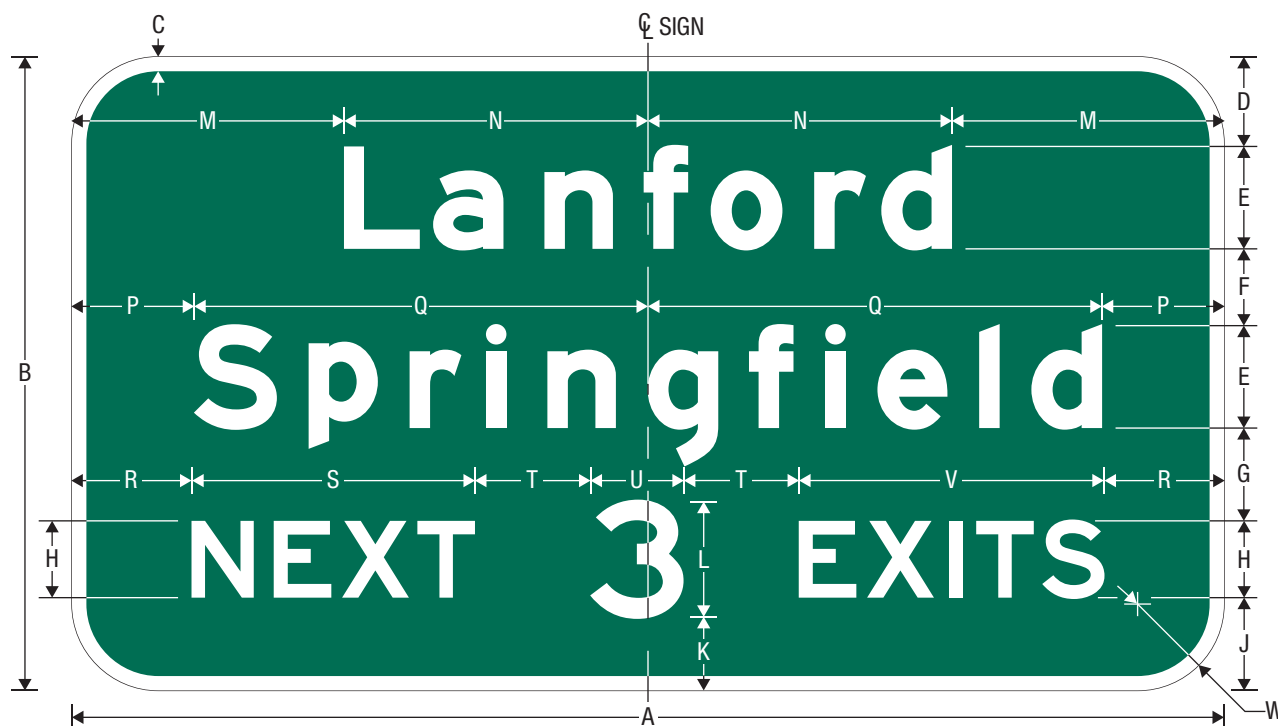
E9-3  
NEXT EXITS (1 DESTINATION)

\* Controlling line of legend.  
\*\* Optically space non-controlling line.

A	B	C	D	E	F	G	H	J
VAR	48	1.5	9.333	10.667 E(m)	10	8 E	8	12 E
VAR	60	2	11.667	13.333 E(m)	12.5	10 E	10	15 E

K	L	M	N	P	Q	R	S
10.667 MIN**	VAR	8 MIN*	29.528	12	VAR	31.848	6
13.333 MIN**	VAR	10 MIN*	36.910	15	VAR	39.810	6

COLORS: LEGEND, BORDER – WHITE (RETROREFLECTIVE)  
BACKGROUND – GREEN (RETROREFLECTIVE)



E9-3a

NEXT EXITS (2 DESTINATIONS)

\* Controlling line of legend.

\*\* Optically space non-controlling line.

A	B	C	D	E	F	G
VAR	66	1.5	9.333	10.667 E(m)	8	9.667
VAR	84	2	11.333	13.333 E(m)	10	13

H	J	K	L	M	N	P
8 E	9.666	7.666	12 E	10.667 MIN**	VAR	10.667 MIN*
10 E	13	10.5	15 E	13.333 MIN**	VAR	13.333 MIN*

Q	R	S	T	U	V	W
VAR	8 MIN**	29.528	12	VAR	31.848	9
VAR	10 MIN**	36.910	15	VAR	39.810	9

COLORS: LEGEND, BORDER – WHITE (RETROREFLECTIVE)  
BACKGROUND – GREEN (RETROREFLECTIVE)



E9-3a

NEXT EXITS (2 DESTINATIONS)

\* Controlling line of legend.

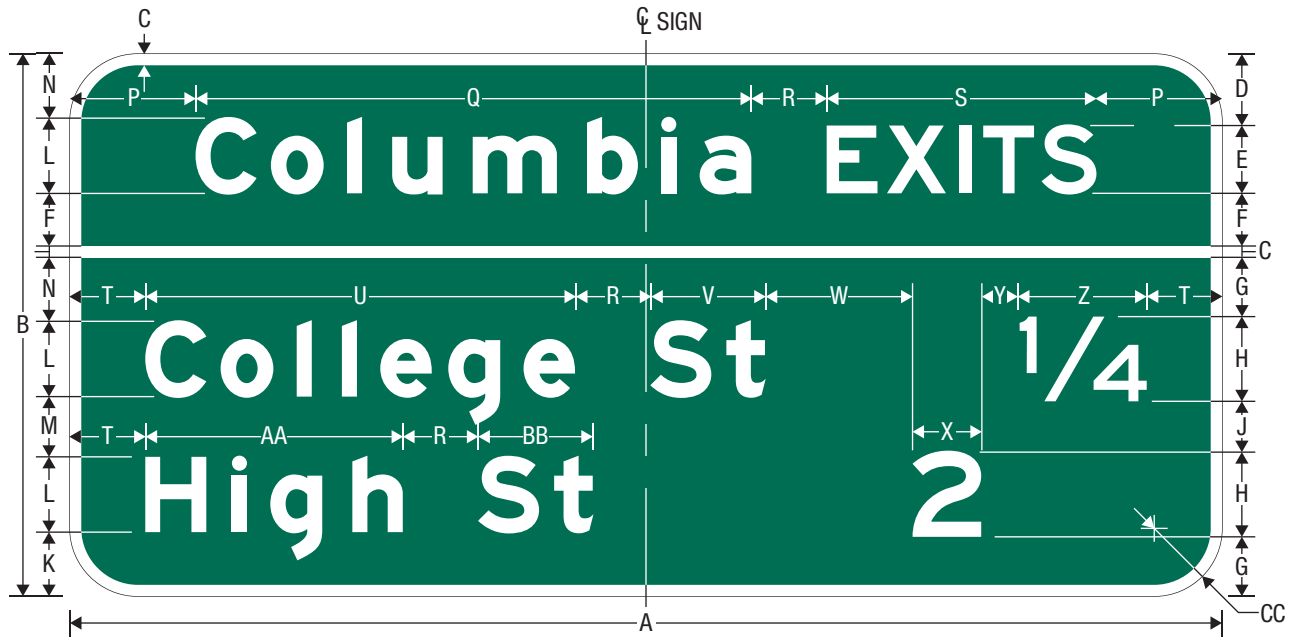
\*\* Optically space non-controlling line.

A	B	C	D	E	F	G
VAR	96	1.5	8.667	10.667 E(m)	10	8 E
VAR	120	2	10.834	13.333 E(m)	12.5	10 E

H	J	K	L	M	N	P
10.666	8.666	12 E	10.667 MIN**	VAR	8 MIN**	29.528
13.333	10.833	15 E	13.333 MIN**	VAR	10 MIN**	36.910

Q	R	S	T	U	V	W
12	VAR	31.848	10.667 MIN*	VAR	VAR	12
15	VAR	39.810	13.333 MIN*	VAR	VAR	12

COLORS: LEGEND, BORDER – WHITE (RETROREFLECTIVE)  
BACKGROUND – GREEN (RETROREFLECTIVE)



E9-4

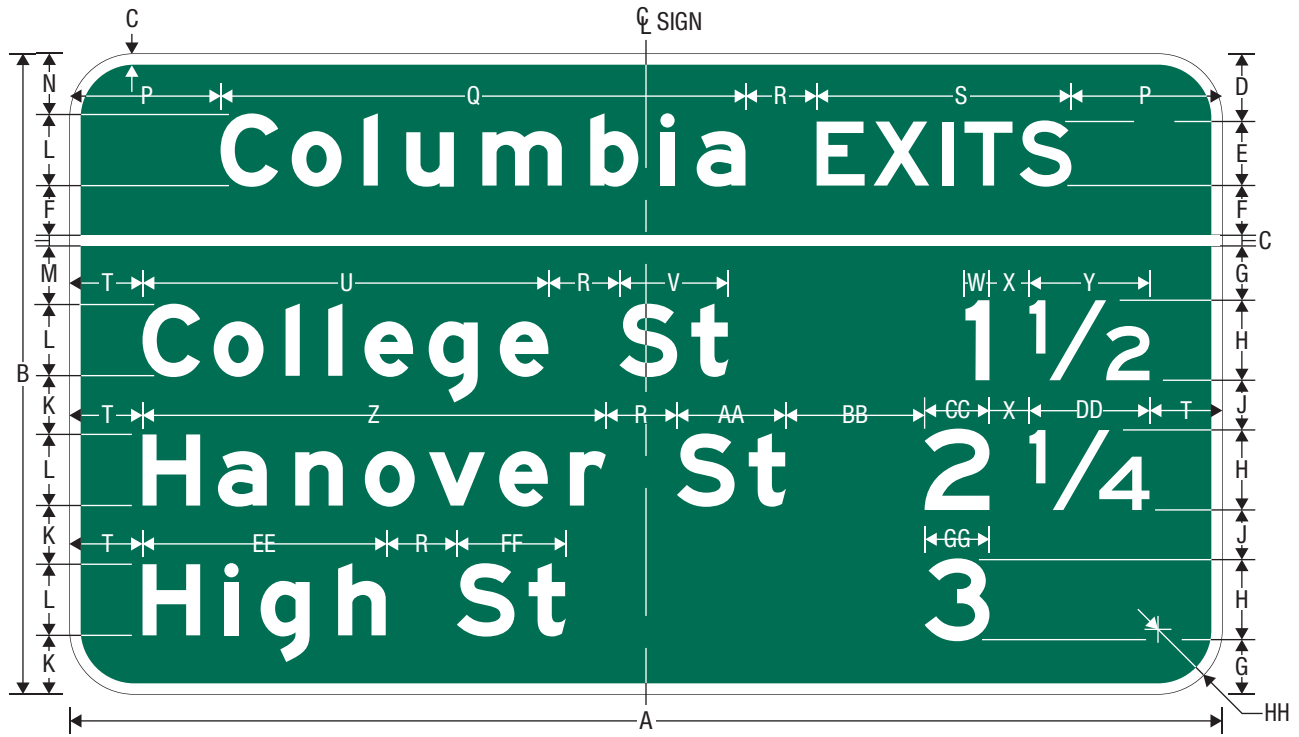
COMMUNITY INTERCHANGES (2 INTERCHANGES)

\* Controlling line of legend.

\*\* Optically space non-controlling line.

A	B	C	D	E	F	G	H	J
VAR	96	2	12.667	12 E	9.333	10.5	15 E	9
K	L	M	N	P	Q	R	S	T
11.333	13.333 E(m)	10.667	11.334	13.333 MIN**	VAR	13.333	47.772	13.333 MIN*
U	V	W	X	Y	Z	AA	BB	CC
VAR	VAR	26 MIN	VAR	5 MIN, 7.5 MAX	VAR	VAR	VAR	12

COLORS: LEGEND, BORDER – WHITE (RETROREFLECTIVE)  
BACKGROUND – GREEN (RETROREFLECTIVE)



E9-5

COMMUNITY INTERCHANGES (3 INTERCHANGES)

\* Controlling line of legend.

\*\* Optically space non-controlling line.

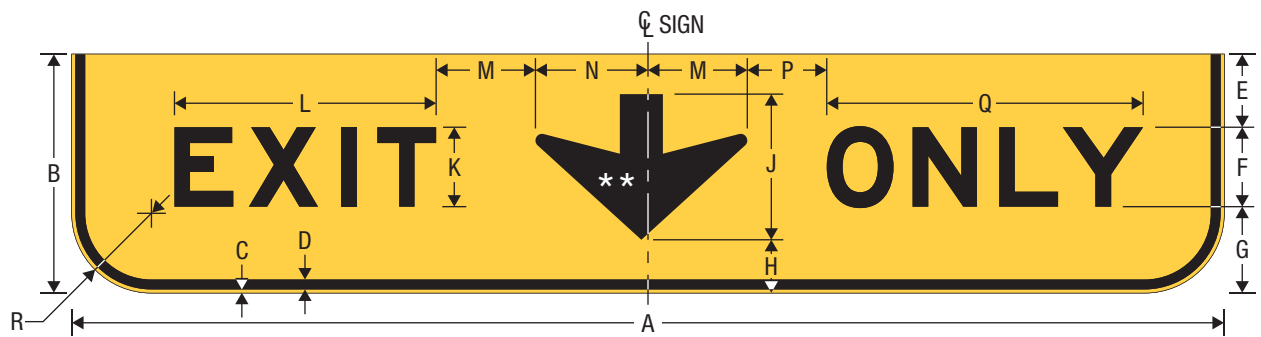
A	B	C	D	E	F	G	H
VAR	120	2	12.667	12 E	9.333	10.167	15 E

J	K	L	M	N	P	Q	R
9.333	11	13.333 E(m)	11.001	11.334	13.333 MIN**	VAR	13.333

S	T	U	V	W	X	Y	Z
47.772	13.333 MIN*	VAR	VAR	VAR	5 MIN, 7.5 MAX	VAR	VAR

AA	BB	CC	DD	EE	FF	GG	HH
VAR	26 MIN	VAR	VAR	VAR	VAR	VAR	12

COLORS: LEGEND, BORDER – WHITE (RETROREFLECTIVE)  
BACKGROUND – GREEN (RETROREFLECTIVE)



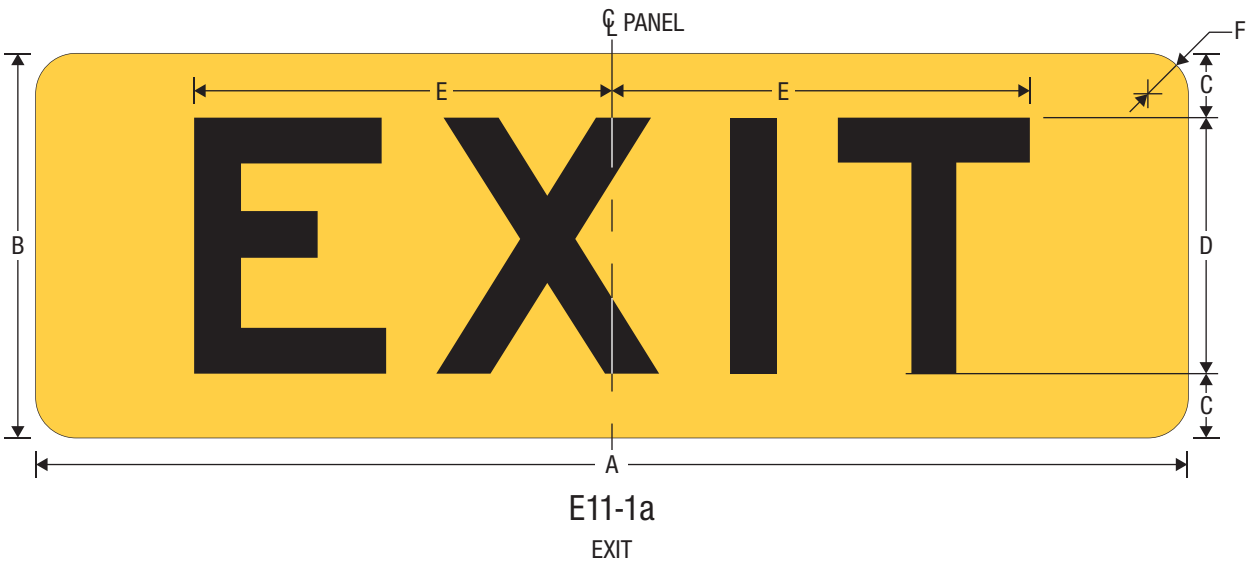
E11-1  
EXIT ONLY (WITH DOWN ARROW)

\* Increase Spacing 40%.

\*\* See page 7-5 for arrow design.

A	B	C	D	E	F	G	H
174 MIN	36	0.5	1.5	11	12 E(m)	13	8
J	K	L	M	N	P	Q	R
22	12 E(m)*	39.522	15	17	12	47.787	12

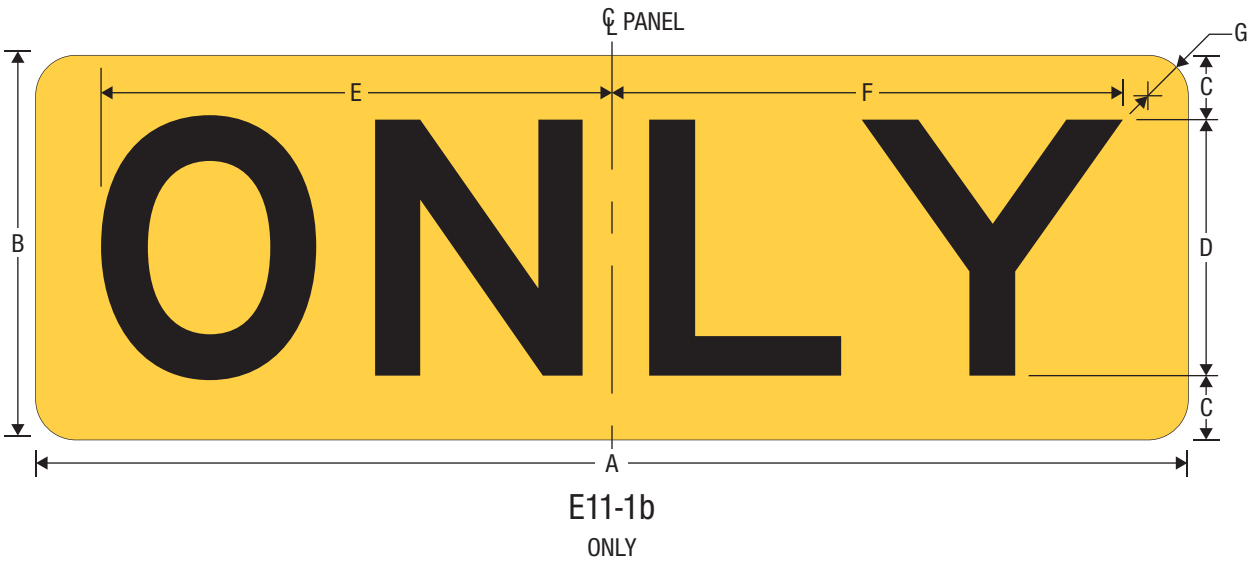
COLORS: LEGEND, BORDER — BLACK  
BACKGROUND — YELLOW (RETROREFLECTIVE)



\* Increase Spacing 40%.

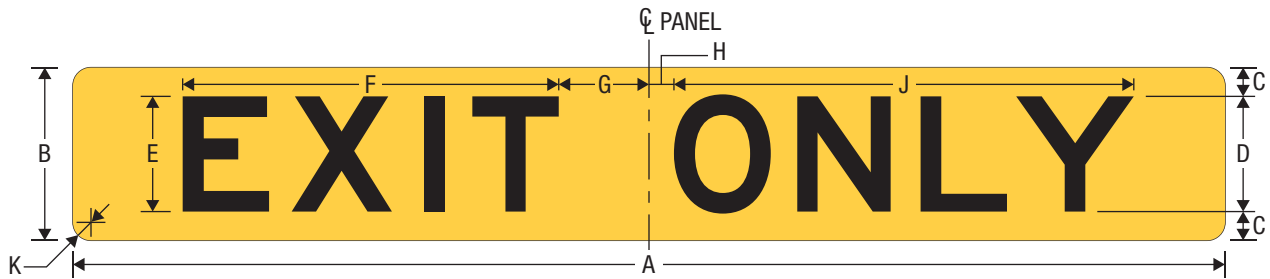
A	B	C	D	E	F
54	18	3	12 E*	19.587	1.875
66	18	3	12 E*	19.587	1.875

COLORS: LEGEND — BLACK  
 BACKGROUND — YELLOW (RETROREFLECTIVE)  
 NO BORDER



A	B	C	D	E	F	G
54	18	3	12 E	23.951	23.950	1.875
66	18	3	12 E	23.951	23.950	1.875

COLORS: LEGEND — BLACK  
 BACKGROUND — YELLOW (RETROREFLECTIVE)  
 NO BORDER

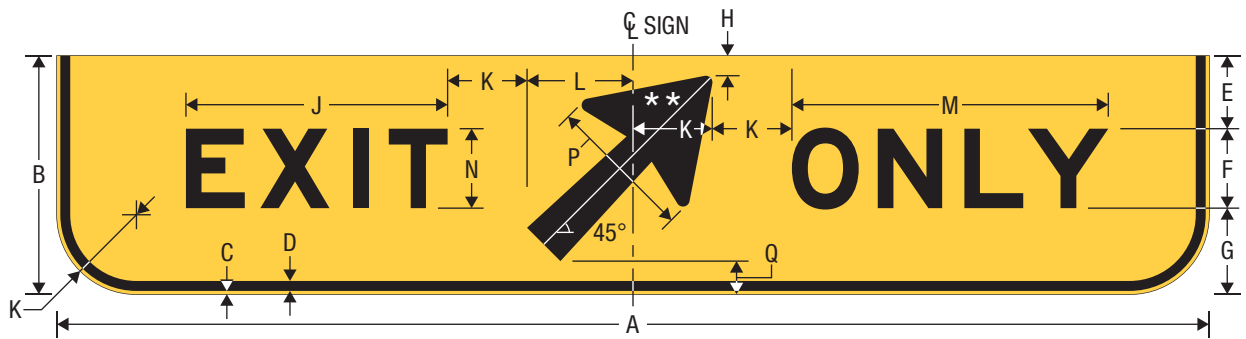


E11-1c  
EXIT ONLY

\* Increase Spacing 40%.

A	B	C	D	E	F	G	H	J	K
120	18	3	12 E	12 E*	39.174	9.401	2.599	47.901	1.875

COLORS: LEGEND — BLACK  
BACKGROUND — YELLOW (RETROREFLECTIVE)  
NO BORDER



E11-1d  
EXIT ONLY (WITH DIRECTIONAL ARROW)

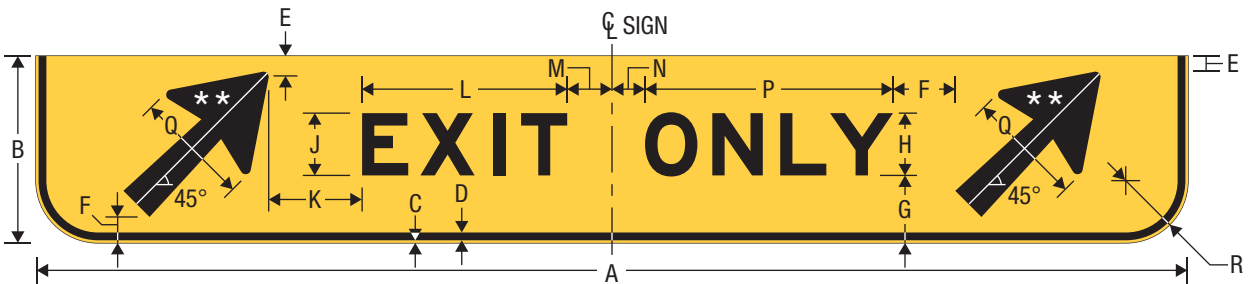
\* Increase Spacing 40%.

\*\* See page 7-1 for arrow design.

A	B	C	D	E	F	G	H
174 MIN	36	0.5	1.5	11	12 E(m)	13	3

J	K	L	M	N	P	Q
39.522	12	16	47.787	12 E(m)*	22.25	5

COLORS: LEGEND, BORDER — BLACK  
BACKGROUND — YELLOW (RETROREFLECTIVE)



E11-1e

EXIT ONLY (WITH TWO DIRECTIONAL ARROWS)

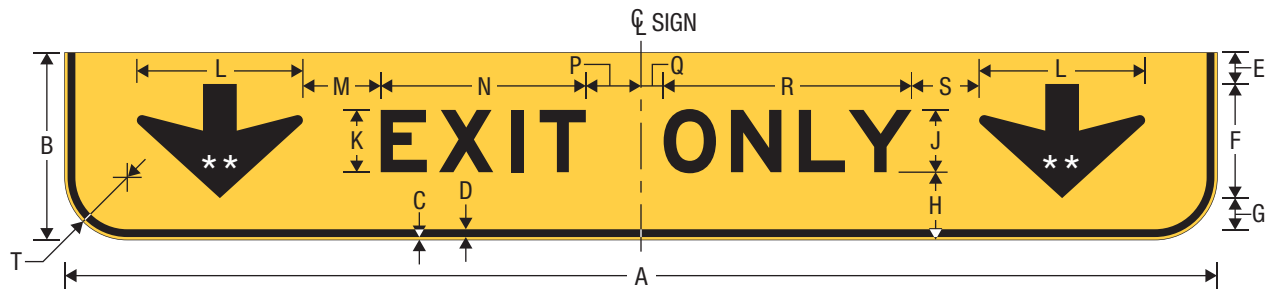
\* Increase Spacing 40%.

\*\* See page 7-1 for arrow design.

A	B	C	D	E	F	G	H
222	36	0.5	1.5	3	5	13	12 E(m)

J	K	L	M	N	P	Q	R
12 E(m)*	18	39.522	8.633	6.367	47.787	22.25	12

COLORS: LEGEND, BORDER — BLACK  
BACKGROUND — YELLOW (RETROREFLECTIVE)



E11-1f

EXIT ONLY (WITH TWO DOWN ARROWS)

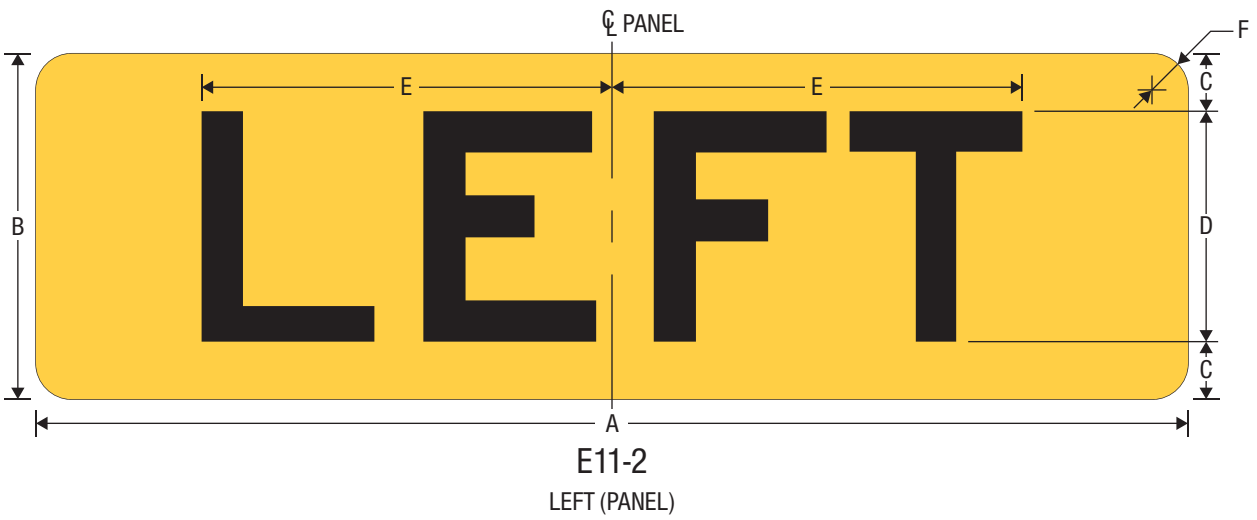
\* Increase Spacing 40%.

\*\* See page 7-5 for arrow design.

A	B	C	D	E	F	G	H	J
222	36	0.5	1.5	6	22	8	13	12 E(m)

K	L	M	N	P	Q	R	S	T
12 E(m)*	32	15	39.522	10.633	4.367	47.787	13	12

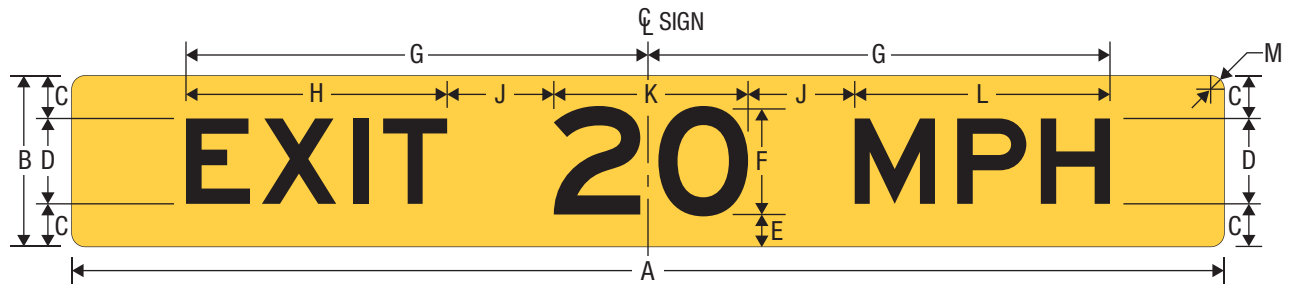
COLORS: LEGEND, BORDER — BLACK  
BACKGROUND — YELLOW (RETROREFLECTIVE)



\* Increase Spacing 25%.

A	B	C	D	E	F
60	18	3	12 E*	21.375	1.875

COLORS: LEGEND — BLACK  
 BACKGROUND — YELLOW (RETROREFLECTIVE)  
 NO BORDER



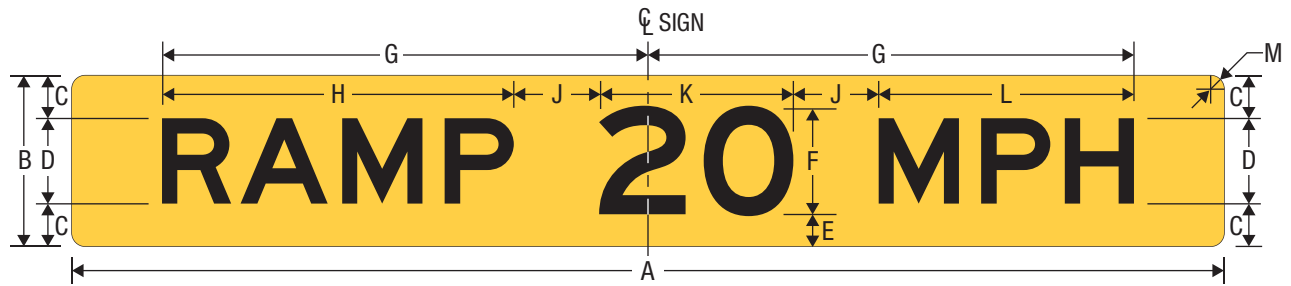
E13-2

EXIT DIRECTION ADVISORY SPEED - EXIT (PANEL)

A	B	C	D	E	F	G	H	J	K	L	M
162	24	6	12 E	4.5	15 E	VAR	36.726	15	VAR	35.898	1.875

COLORS: LEGEND — BLACK  
BACKGROUND — YELLOW (RETROREFLECTIVE)  
NO BORDER

4-302-1



E13-2

EXIT DIRECTION ADVISORY SPEED - RAMP (PANEL)

A	B	C	D	E	F	G	H	J	K	L	M
162	24	6	12 E	4.5	15 E	VAR	49.467	12	VAR	35.898	1.875

COLORS: LEGEND — BLACK  
 BACKGROUND — YELLOW (RETROREFLECTIVE)  
 NO BORDER

4-302-2